

CONTENTS



ABANAKI
CORPORATION
17387 Munn Road
Chagrin Falls, OH 44023
Phone: (440) 543-7400
Fax: (440) 543-7404
1-800-358-SKIM (7546)
www.abanaki.com

Choosing an Appropriate Skimmer	1
Oil Grabber Model 8 ²	2
Oil Grabber Model 4	3
Oil Grabber Model (Multi-Belt)	4
Tote-It Portable	5
PetroXtractor – Well Oil Skimmer	6
Mighty Mini Portable	7
Grease Grabber	8
Oil Concentrator	9
Q-Vac 100	10
Mighty Disk Skimmer	11
Plastic Disk Skimmer	12
Lil Blue Skimmer	13
Oil Viper Tube Skimmer	14
Case History	15

1-800-358-SKIM

Understanding and choosing an appropriate skimmer

Abanaki skimmers remove any free floating hydrocarbon (oil, fat or grease) from aqueous liquids. This includes: kerosene, Bunker C, gasoline, diesel fuel, tramp oils, motor oils, salad oils, tuna oil, chicken fat, trichlorethylene, perchlorethylene, and many others.

Wastewater Sumps

- To reclaim waste oils before ejecting the water into the sewage system. The skimmer pays for itself in no time.

Coolant Tanks

- To remove tramp oils from coolant. Results are longer coolant life, cleaner coolant, and smooth operating machinery.

Heat Treating Quench Tanks

- Remove waste oils so they do not disrupt the rest of the heat treating operation.

Parts Washers

- Removes tramp oils from washwater allowing water to be recycled.

Parking Lots - Truck Washing Stations

- Recovers oil runoff from the buried API separators before the water is ejected into the sewers.

CNC Machine Beds

- Removes tramp oil from coolant beds..

Outdoor Ponds, Lakes, even Streams

- Where floating oil contamination requires removal.

Food Processing Facilities

- To lift or remove any type of edible oil or fat. Typical applications include a pet food factory where pig grease is removed from processing vats, and a tuna canning facility where fish oil is removed for reprocessing.

In conjunction with Filtration Equipment

- Removes floating oil before filtration, preventing clogging, and prolonging the life of the filter.

Monitoring Wells

- Removes oil and fuel from underground aquifers.

Understanding and choosing an appropriate skimmer

INDUSTRIES WHERE ABANAKI PRODUCTS ARE OPERATED:

Manufacturers of :

- Food and kindred products
- Textiles
- Wood and paper products, including furniture and containers
- Printing, publishing, and related products
- Chemicals and related products
- Petroleum refining and related industries
- Rubber and plastics products
- Leather products
- Stone, clay, glass and concrete products
- Primary metals (steel, copper, foundries, etc.)
- Fabricated metal products
- Machinery
- Electrical and electronic machinery, equipment and supplies
- Transportation equipment
- Medical related products (optics, drugs, instruments, etc.)

Other Industries include:

Agriculture, Forestry, and Fishing

Ore Mining

Oil and Gas Extraction

Mining and Quarrying of nonmetallic minerals

Construction

Railroad Transportation

Commercial Shipping Fleets

Local, Suburban and Highway Transportation

Motor Freight Transportation and warehousing

Car and Truck Washing

U.S. Postal Service

U.S. Corp. of Engineers

Electric and Gas utilities

Sanitary and Sewage treatment

Water utilities

Dry cleaning plants, industrial laundries, and garment or uniform services

Automotive repair, services and garages

ABANAKI CORPORATION © All rights reserved 2004
17387 Munn Road Chagrin Falls, Ohio 44023 U.S.A.
Phone: 1-800-358-SKIM Fax: (440) 543-7404

Understanding and choosing an appropriate skimmer

EXPERIENCE:

- Abanaki has been the leader in *belt* oil skimming technology for over thirty years. Unlike others, oil skimming has remained our *specialty*.

EASE OF INSTALLATION, OPERATION, AND MAINTENANCE:

- Depending on the unit, installation times range from 5 to 45 minutes. Abanaki skimmer's small imprint allows easy installation with little or no modification to existing structures. A variety of electrical sources can be used, so that the customer can specify electrical box / switch setup. And our concise installation instructions are the best in the industry.

GREAT RANGE OF CAPACITIES:

- Abanaki skimmers have removal rates ranging from 1 gallon per hour (3.8 liters per hour) to more than 200 gph (757 lph).

LIFTING POWER:

- A single unit elevates and separates oil distances as little as 6 inches (15 cm) up to 100 feet (3048 cm) or more.

OUTPUT QUALITY:

- Our skimmers have satisfied EPA requirements of leaving less than 5ppm (parts per million) of oil in water. In addition, with an Abanaki Oil Concentrator™, the oil skimmer will pick up less than 1% water with the removed product.

VALUE:

- Operating an Abanaki skimmer can actually save you money. Our skimmers require little labor, conserve wash water, lengthen coolant life and reduce disposal costs while allowing removed oil to be reused or recycled. All Abanaki skimmers are designed to give years of operation in the most demanding conditions.

NEXT DAY DELIVERY ANYWHERE IN THE CONTINENTAL U.S.A.

- Most of our standard oil skimmers and spare parts are stock items ready to ship. In case of emergencies, we can have a skimmer at your door in less than 24 hours, ready to solve your hydrocarbon contamination.

Understanding and choosing an appropriate skimmer

Capacity

What is the maximum amount of oil to be removed, and the shortest period of time available to do it?

Example:

- For instance, total input may be 200 gallons within a 24-hour period, which is about 8.3 gallons per hour. This data suggests a 4" Tote-It would be the skimmer ideal for this application (see below). However, should this oil contamination require removal in a shorter period of time, then an Oil Grabber® Model 4 or 8² would be a better choice. Therefore, to handle unforeseen emergencies, we recommend choosing a skimmer with twice the capacity you would anticipate in normal conditions.

Capacity	MM* 1" SST	MM* 2" SST	Tote-It/ Petro 1"	Tote-It/ Petro 2"	Tote-It/ Petro 4"	Oil Grabber 4"	Oil Grabber 8"	MB* 2 x 8	MB* 3 x 8	MB* 5 x 8
1 GPH	X	X	X	X	X	X	X	X	X	X
2 GPH		X	X	X	X	X	X	X	X	X
3 GPH			X	X	X	X	X	X	X	X
6 GPH				X	X	X	X	X	X	X
12 GPH					X	X	X	X	X	X
20 GPH						X	X	X	X	X
40 GPH							X	X	X	X
80 GPH								X	X	X
120 GPH									X	X
200 GPH										X

* (MM – Mighty-Mini)

* (MB – Multi-Belt)

Capacity	TubeTastic! Tube	Mighty Disk
1 GPH	X	X
3 GPH		X

NOTE:

- Skimmer capacity is not affected by the length of the belt.
- The entire tail pulley must be under water for maximum skimmer efficiency.
- Choose a belt length that will allow for easy mounting of the skimmer where oil discharge is convenient, and has access for routine maintenance. Abanaki's ability to use belts to lift skimmed material well over 100-feet with almost no loss in capacity or efficiency is an important feature for many users.

Understanding and choosing an appropriate skimmer

INFORMATION ABOUT ABANAKI BELTS

Corrosion Resistant Belt Series - After years of research and testing, this has become the material of choice. The CR steel belt is made from a specially formulated stainless steel alloy that is high in chrome, low in molybdenum, and low in carbon. The CR belt stands up to high temperatures and harsh chemicals. With belts operating continuously for 10 years in some cases, applications for this belt are almost limitless. The only limitations on its' use are certain combinations of temperature, pH levels, and type of solutions.

Elastomeric Belt Series - Our specially formulated elastomer is more attractive to oil and repellent to water than competitive products. It is an extremely durable material able to withstand rough handling during installation and maintenance. The elastomer belt is ideal in applications where abrasive particles are present or when physical abuse of the belt is likely. The single material belt will not delaminate and is designed for continuous operation. The ideal temperature range when using this material is between 50°F (10°C) and 140°F (60°C). Elastomer is also UV sensitive, so prolonged exposure to the sun should be avoided.

Poly-Belt - A polyester mono-filament with polyurethane liner, this material is available for demanding applications such as turbulent solutions or explosive atmospheres. An ideal application for the poly-belt is oil remediation using existing monitoring wells. It is also recommended for excessive long distances to pull heavy oils with no stretching. The poly-belt has an operating temperature range between 14°F(-10°C) and 170°F(77°C) continuous. The poly-belt is also effective for picking up certain types of floating emulsified oils.

Poly-XP – A NBR (textured pattern, blue) coated polyamide fabric, 1.25mm thick. Temperature range -4°F (-20°C) to 140°F (60°C) continuous, -22°F (-30°C) to 212°F (100°C) intermittent. This belt has a high strength pre-set nylon core with superior resistance to flexing fatigue. Resistant to fats, oils, grease, gasoline, and many other chemicals & solvents. Not resistant to Phenol, Cresol, and concentrated acids.

Poly-HT - The Poly-HT belt material can be used in applications where temperatures range between 14°F (-10°C) and 212°F (100°C) without stretching. It can also withstand harsh chemical environments such as those found in the plating industry.

LFO "Fuzzy" Polymer Belt - The Patent Pending LFO Polymer belt is specifically designed for high volume recovery of light to medium weight oils. The pickup fibers are .18" in cut length with a density of 18 denier and are mounted on a woven polymer backing at an angle of 45° in the direction of belt travel. Gasoline, diesel, jet fuels, etc. are recovered quickly and efficiently; expected recovery can be increased by as much as a factor of **95** from our other belts (SAE30 oil tested at a factor of 3). The belt is designed for 33°F (.5°C) to 160°F (71°C) with pH levels of 3 to 11. Reinforced to prevent stretching, this belt has tremendous surface area with only minimal change to the footprint of our more "standard" belts.

BELT SAMPLES ARE AVAILABLE FOR TESTING.

ABANAKI CORPORATION © All rights reserved 2004
17387 Munn Road Chagrin Falls, Ohio 44023 U.S.A.
Phone: 1-800-358-SKIM Fax: (440) 543-7404
www.abanaki.com

Understanding and choosing an appropriate skimmer

CHOOSING THE RIGHT BELT MATERIAL

Abanaki offers six different belt materials, each with its own properties. The chart below indicates the appropriate belt for the most common applications. The guidelines below are general, actual performance of belts will depend on the variables of each application. Heat, for example, increases a belt's sensitivity to pH levels. To help choose the right belt for your application, Abanaki offers free samples of the available belt material for testing.

Belt Capabilities	Corrosion Resistant Steel	Elastomer	Poly-Belt	Poly-XP	Poly-HT	LFO "Fuzzy"
+ 150°F (66°C)	YES	NO	YES	YES	YES	YES
pH down to 3 pH up to 13	YES	YES	YES	YES	YES	YES (down to 3) NO (up to 11)
Can operate in the presence of grit, fine and other suspended particles	YES	YES	YES	YES	YES	YES

BELT ORDERING INFORMATION:

Oil Grabbers[®]:(Model 8², Model 4, MB)

- The belt length is determined by the distance between the centers of the two pulleys. This is the center to center length. It is determined by measuring the distance from the mounting plane to the liquid at its lowest level, and adding 2 feet (61 cm). See "Belt Length Layout Drawing" for each model.
- Oil Grabber[®] belts can be ordered in any size between 1'6" to 100' (feet), rounded off to the nearest 6 inches. All belt lengths up to 4 feet have the same base price with belt lengths over 4 feet priced on a cost per foot basis.

Portables: (Tote-It[®], PetroXtractor[®])

- The belt length is determined by the distance between the centers of the two pulleys. The center to center length is determined by measuring the distance from the mounting plane to the liquid at its lowest level, and adding 1 foot (30 cm). See "Belt Length Layout Drawing" for each model.
- Tote-It belts can be ordered in any size between 1'6" to 5' (feet), rounded off to the nearest 6 inches. All belt lengths up to 5 feet are priced according to the unit. Belt lengths over 5 feet can be arranged using a special adapter and are priced accordingly.
- PetroXtractor belts can be ordered in any size up to 110', typically in increments of 6".

(Mighty-Mini[®] SST)

- The belt length is determined by measuring the distance from the mounting plane to the bottom of the tail pulley. Lengths available are 6", 12", 18" and 24"

**Steel belts should be handled with care!
(Nicks and Creases Substantially reduce the belt's life.)**

Abanaki products should only be used with approved **Abanaki** belts and wiper blades.

ABANAKI CORPORATION © All rights reserved 2004
17387 Munn Road Chagrin Falls, Ohio 44023 U.S.A.
Phone: 1-800-358-SKIM Fax: (440) 543-7404

Understanding and choosing an appropriate skimmer

SPECIFYING WIPER BLADE MATERIAL

Wiper blades are offered in five different materials to suit a variety of operating conditions. The standard material is **Nitrile**, which is appropriate for 95% of all applications. One of the optional materials, **CRV**, is recommended for particularly harsh conditions.

WHAT TYPE OF WIPER BLADES ARE BEST?

The charts below illustrate characteristics of each material.

PROPERTY	NITRILE	CRV
Minimum recommended temp °F (°C)	-25 (-32)	-20 (-29)
Maximum recommended temp °F (°C)	+240 (+116)	+400 (+204)
Hardness (durometer)	A40-95	A70-80
Resistance to: Tearing	Good	Poor to fair
Abrasion	Good-Excellent	Good
Oxidation	Good	Outstanding
Aliphatic hydrocarbons	Excellent	Excellent
Aromatic hydrocarbons	Good	Excellent
Oxygenated alcohol's	Good	Excellent
Dilute or Concentrated acids	Good	Good-Excellent

PROPERTY	CERAMIC	STAINLESS STEEL	HYBRID
Minimum recommended temp °F (°C)	All Temperatures	All Temperatures	-40 (-40)
Maximum recommended temp °F (°C)	All Temperatures	All Temperatures	+140 (+60)
Resistance to: Tearing	N/A	N/A	Excellent
Abrasion	Excellent	Excellent	Excellent
Oxidation	Excellent	Excellent	Excellent
Aliphatic hydrocarbons	Excellent	Excellent	Excellent
Aromatic hydrocarbons	Excellent	Excellent	Excellent
Oxygenated alcohol's	Excellent	Excellent	Not Tested
Dilute or Concentrated acids	Excellent	Excellent	Excellent

NOTES:

- Both Nitrile and CRV wiper blades have excellent resistance to heat aging.
- CRV is recommended for outdoor use (Nitrile is sensitive to UV rays)

(All data comes from Perry's Chemical Engineer's Handbook, 6th edition.)

Understanding and choosing an appropriate skimmer

TYPE OF MOTOR

All Abanaki skimmers are designed to be driven by standard, industrially rated, motors with fully enclosed speed reducing drives. Abanaki skimmers can be specified with the following motors:

- Drip Proof
- TEFC (Totally Enclosed Fan Cooled)
- Severe Duty
- Explosion Proof - Class I, Group D Class II, Groups F & G
- Weather Protected Type
- Chemical Duty
- 12vDC

WHAT TYPE OF MOTOR DO YOU REQUIRE?

The following are the standard motors available with Abanaki belt skimmers:

Oil Grabbers[®]

- 60Hz 1-ph 115/208-230v 1/4hp 1725rpm 56C Face TEFC
- 60Hz 3-ph 208-230/460v 1/4hp 1725rpm 56C Face TEFC
- 50Hz 1-ph 110/220v 1/2hp 1425rpm 56C Face TEFC
- 50Hz 3-ph 220/380/440v 1/2hp 1425rpm 56C Face XPFC

Tote-It[®] Portable

- gear motor, 60Hz 115v 1/20hp 12rpm
- gear motor, 50Hz 110/220v 12.5rpm
60Hz 115/230v 15rpm

Mighty Mini[®] SST

- gear motor, 60Hz 115v 30rpm needle bearing fan-cooled
- gear motor, 50Hz 230v 30rpm needle bearing fan-cooled

Grease Grabber[®]

- 60Hz 1-ph 115/208-230v 1/4hp 1725rpm 56C Face TEFC
- 50Hz 1-ph 110/220v 1/2hp 1425rpm 56C Face TEFC

PetroXtractor[®]

- gear motor, 60Hz 115v 1/20hp 30rpm
- gear motor, 60Hz 115v 1/20hp 12rpm
- gear motor, 50Hz 110/220v 12.5rpm
60Hz 115/230v 15rpm

Understanding and choosing an appropriate skimmer

The following are the standard motors available with Abanaki disk and tube skimmers:

Mighty[®] Disk Skimmer

- Gear Motor, 60Hz 115v 7rpm
- Gear Motor, 50Hz 260v 7rpm
- Gear Motor, 60Hz 115v 3.5rpm
- Gear Motor, 50Hz 260v 3.5rpm

TubeTastic![™] Tube Skimmer

- Gear Motor, 60Hz 115v 45rpm
- Gear Motor, 50Hz 260v 45rpm

If you are faced with an unusual requirement, contact the factory about the availability of special motors, controls and drive components.

Understanding and choosing an appropriate skimmer

Optional Equipment

Abanaki oil skimmers offers various options to adapt to different applications. Some of the most common options are listed below:

Mounting stands:	Concentrator and Options:
Barrel mount support bracket for the Tote-It	Tote-It mounting adapter
5' storage stand for the Tote-it	Stainless steel Concentrator (SS 316) - OC-110
Universal mounting stand 48" high	Concentrator with heater OC-110 & OC-200
Cage type stand for pits	Other Options
	Heater hood for outdoors (Model 8 ² and 2x8)
	Yokes and chains for all skimmers
	Belt Retainer

OPTIONS AND OTHER CAPABILITIES	Oil Grabber		Portable		Multi-Belt Units		
	Model 8 ²	Model 4	Tote-It 1",2",4"	PetroXtractor 1",2",4"	MB 2x8	MB 3x8	MB 5x8
HEATED DECANter	X	X		X	X	X	X
MORE THAN 10 FEET OF LIFTING DISTANCE	X	X		X	X	X	X
HEATED HOOD FOR OUTDOOR COLD WEATHER APPLICATIONS	X				X	X	X
AVAILABLE IN 316 STAINLESS	X	X	X	X	X	X	X
CORROSION RESISTANT STEEL BELT	X	X	X		X	X	X
OUTDOOR SHELTER	X	X	X	X	X	X	X
BELOW GRADE UNIT	X			X			
VAPOR TIGHT ENCLOSURE	X			X			
FLOAT SWITCH DRUM SHUTOFF	X	X	X	X	X	X	X

Understanding and choosing an appropriate skimmer

Instructions: copy sheets, complete worksheet and then fax to Abanaki.

Name: _____, PH: _____, Fax: _____

Company: _____

Address: _____

Capacity in GPH	MODEL OF SKIMMER	<input checked="" type="checkbox"/> one	Quantity
1	Mighty Mini 1" SST		
2	Mighty Mini 2" SST		
3	Tote-It Portable 1" PetroXtractor 1"		
6	Tote-It Portable 2" PetroXtractor 2"		
12	Tote-It Portable 4" PetroXtractor 4"		
20	Oil Grabber Model 4		
40	Oil Grabber Model 8 ²		
80	Multi-Belt 2x8 Unit		
120	Multi-Belt 3x8 Unit		
160	Grease Grabber		
200	Multi-Belt 5x8 Unit		

Optional SS construction (Y/N)? _____

<input checked="" type="checkbox"/> one	TYPE OF BELT	LENGTH OF BELT <small>(Length of belt measured ctr-ctr between head pulleys)</small>
	STAINLESS STEEL	
	ELASTOMER	
	POLY BELT	
	POLY-XP	
	POLY-HT	
	LFO "Fuzzy"	

Capacity in GPH	MODEL OF SKIMMER	<input checked="" type="checkbox"/> one	Quantity
1-1/2	TubeTastic! Tube		
2	Mighty Disk 12"		
2	Mighty Disk 18"		

<input checked="" type="checkbox"/> one	TubeTastic!
	6" Tube
	12" Tube
	18" Tube
	24" Tube

<input checked="" type="checkbox"/> one	Mighty Disk	<input checked="" type="checkbox"/> one	Mighty Disk
	12" Standard Disk		12" High Temp. Disk
	18" Standard Disk		18" High Temp. Disk

ABANAKI CORPORATION © All rights reserved 2004

17387 Munn Road Chagrin Falls, Ohio 44023 U.S.A.

Phone: 1-800-358-SKIM Fax: (440) 543-7404

www.abanaki.com

Understanding and choosing an appropriate skimmer

WIPER BLADE MATERIAL	<input checked="" type="checkbox"/> one
NITRILE (Standard on Carbon Steel units)	
CRV (Standard on SS units)	
Ceramic	
Stainless Steel	
Hybrid	

HEATER FOR SKIMMER (single phase only). Available on Model 8² and Multi Belt units only.

OIL SKIMMER STANDS AND MOUNTS <i>Circle Choice</i>				
MIGHTY MINI	PETROTRACTOR	TOTE-IT	MODEL 4 & 8 ²	MULTI-BELT UNITS
DUAL POSITION MOUNTING BRACKET	DRUM MOUNT	DRUM MOUNT	4' STAND	MB STAND
	4' STAND	4' STAND	SURFACE MOUNT	
		STORAGE STAND	CHANNEL MOUNT	

TAIL PULLEY options	YOKE & TETHER	BELT RETAINER	SS CONSTRUCTION
<input checked="" type="checkbox"/> all that apply			

CONCENTRATORS	√ CONCENTRATOR	√ OPTIONAL HEATER	√ OPTIONAL S.S. CONSTRUCTION
ODM-100 Mighty-Mini 1" and 2", Tote-It 1" and 2"		N/A	N/A
OC-110 Tote-It 4", PetroXtractor PX-A, PX-B and PX-C, Model 4, and Model 8 ²			
OC-200 Multi-Belt Units			
Mighty Disk		N/A	

Outdoor Shelters, Below Grade Unit, and Vapor Tight Enclosure Options <input checked="" type="checkbox"/> all that apply					
	Model 8 ²	Model 4	Tote-It 1",2",4"	PetroXtractor 1",2",4"	Multi-Belt Units
Outdoor Shelter					
Below Grade Unit	N/A	N/A	N/A		N/A
Vapor Tight Enclosure		N/A	N/A		N/A

Description of application. Please include type of oil, pH and temperature of solution, and size of tank (dimensionally and gallon capacity). Include a sketch if possible.

- Use these sheets when inquiring about possible configurations, always consult the factory for exact and up to date information.

Thank you for specifying an Abanaki Skimmer.

OIL GRABBER® Model 8²



Model 8² shown with optional tail pulley cage and tether assembly.

Enjoy the Benefits of Oil Skimming!

- Most inexpensive way to remove oil from water
- Saves coolants by removing tramp oil
- Conserves parts wash water by removing oily wastes
- Prevents plugging of spray heads and filters
- Reduces fluid disposal costs
- Skimmed oil can be recycled and reused as a lubricant or fuel
- Helps meet government requirements for water discharge

General Description

The Abanaki Model 8² is a dependable and effective means of removing free floating oil from water and water-base solutions. In some cases, skimming by itself will reduce oil to an acceptable level of water purity. The unit can be used as a pretreatment before filtration, and in conjunction with coalescing systems.

The Model 8² utilizes a continuous belt and wiper to remove up to 40 gallons of oil per hour from the fluid surface. The belt, operating on a motor and pulley system, runs through contaminated liquid to pick up oil from the surface. After traveling over the head pulley, the belt passes through tandem wiper blades where oil is scraped off both sides of the belt and discharged. The tail pulley has flanges which allow it to roll freely on the inside of the belt without becoming dislodged. It requires no bearings and does not need to be fastened to the tank. If turbulent conditions exist, an optional tether and cage assembly prevents the tail pulley from being dislodged.



Skimmerman™

The Model 8² Advantages

- A single unit elevates and separates oil
- Lifts oil any distance without the need of expensive pumps
- Maintains skimming efficiency with fluctuating fluid level
- Can be used in depths as shallow as one foot, or as deep as 100 feet
- Requires no tank modifications in most applications
- Operates in turbulent liquid using optional tail pulley cage and tether assembly
- Easy mounting and fast cleaning, with minimal maintenance

ABANAKI

Oil skimming makes use of the differences in specific gravity between oil and water. These physical characteristics allow the belt to attract oil and other hydrocarbon liquids from the surface of the fluid. The Model 8² can be used in tanks with depths as shallow as one foot, or as deep as 100 feet.

Where To Use The Model 8²


The Model 8² is the most widely used Abanaki skimmer. Its size and removal capacity make it suitable for most applications. From a mere shimmer on top of water to a heavy oil slick, the Model 8² performs efficiently, removing up to 40 gallons of oil per hour.

Typical Applications

- Wastewater sumps
- Parts washers
- Coolant systems
- Heat treating fluids
- Food processing plants
- Parking lots, garages, and service facilities
- Outdoor ponds, lakes, and basins
- Underground tanks
- Ships' bilges
- Aircraft service areas and tarmac runoff
- Truck, locomotive, and other mobile equipment washing facilities

Rugged Construction for Harsh Conditions

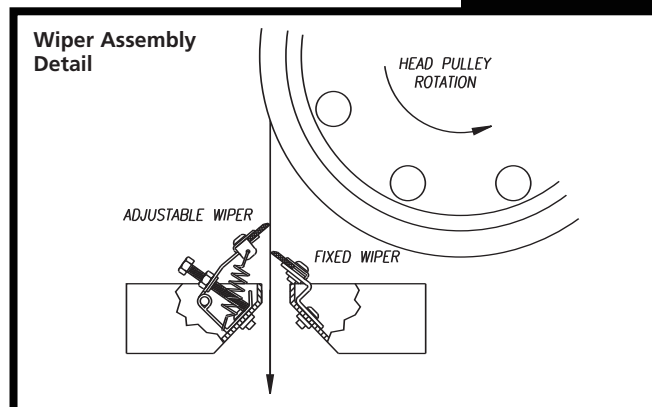
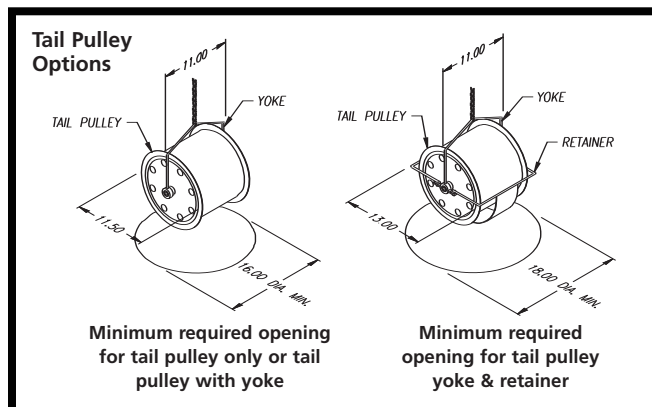
The Model 8² is designed to last for many years. With the proper configuration it can handle liquid temperatures up to 212°F, and the pH of the fluid can range from 1 to 13. Belts are made of corrosion-resistant steel,



Key Features of the Model 8²:

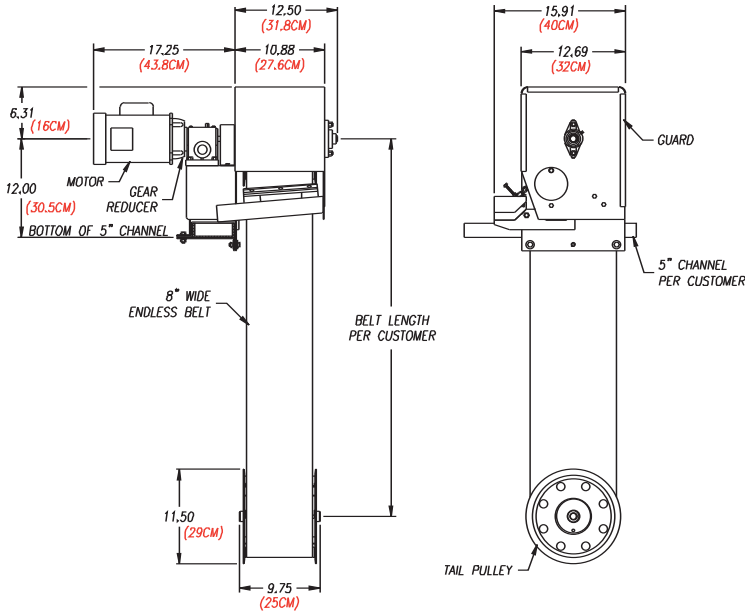
- Requires only a small area in the tank or sump
- Easy mounting
- High temperature capability
- Chip resistant powder finish
- Hazardous duty and food grade options
- Custom designs and turnkey systems available
- Fast cleaning with minimal maintenance

carbon steel, elastomer, and a specially engineered polymer. The skimmer drive includes an oil filled gear reducer with bronze gears and ball bearings. The motor, reducer, and powder coated finish of the weldments give the Model 8² exceptionally long life, even under the harshest conditions.



OIL GRABBER® Model 8²

Model 8² Channel Mount

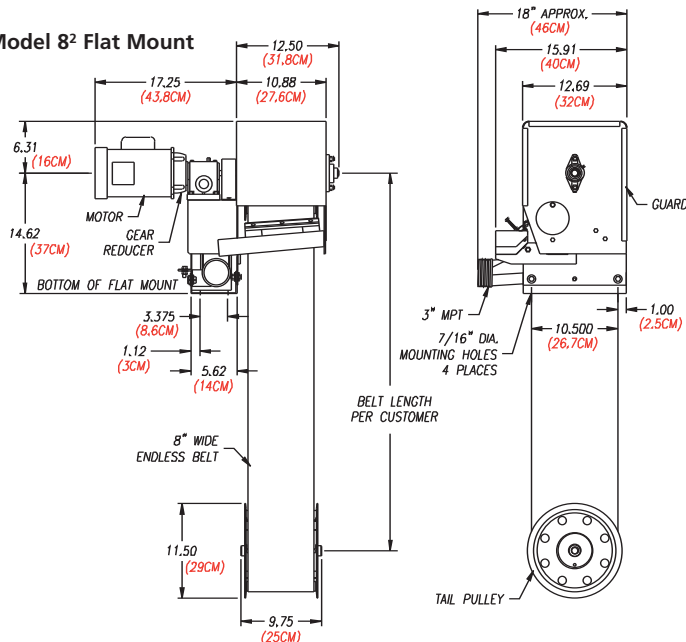


Abanaki's Oil Concentrators®

The Oil Concentrator® is an option available on all ABANAKI oil skimmers. Under most operating conditions ABANAKI oil skimmers will pick up oil with less than 5% water. But as surface oil is reduced to a thin layer (1/16 to 1/8 inch thick), more water or coolant may also be picked up along with the oil. When used in tandem with the oil skimmer, an Oil Concentrator will solve this problem, and provides virtually complete oil/water separation, saving money and improving the efficiency of the skimmer.

Based on the principle of gravity separation, the Oil Concentrator uses no electricity, timers, sensors, pumps, or other moving parts. The Oil Concentrator sits behind the skimmer and receives its discharged oil. The unit comes complete with a mounting bracket, removable sludge screen and a drain plug to ease clean up. For higher viscosity oils or low temperature applications, a thermostatically controlled heater is available as an option.

Model 8² Flat Mount



OIL GRABBER® Model 8²


Abanaki has thousands of skimmers installed worldwide at leading companies such as...

American Cyanamid	Kaiser Aluminum
Armstrong World Industries	Lockheed
Bethlehem Steel	Mazak
Boeing	Monroe Auto Equipment
British Steel	New York Power Authority
Bureau of Reclamation	Nissan Motor
Caterpillar	Norfolk Southern Railroad
Chevron	Nucor-Yamato Steel
Corning	Outboard Marine
Dow Chemical	TRW
Eaton	Union Pacific Railroad
Flying J	United Airlines
Ford Motor	USS Great Lakes Fleet
General Electric	Volvo AB
Henry Filters	Wartsila Diesel
Honda	Westinghouse Electric
John Deere	

Other Oil Skimming Products From Abanaki

Model 4^{*}

For Most Applications
Single 8-inch wide belt (20.3 cm)
Any length belt
Capacity: 40 GPH (151.4 LPH)



Model MB^{*}

For High Volume
Two to five 8-inch belts (20.3 cm)
Any length belts
Capacity: to 200 GPH (757.1 LPH)



Tote-It[®] Portable

Portable for Moderate Capacity Applications
Single belt: 2-inch or 4-inch (5.1 or 10.2 cm)
Belt length: 1'- 6" to 5'-0" (45.2 to 152.4 cm)
Capacity: 6 GPH - 2" belt (15.1 LPH - 5.1 cm belt)
12 GPH - 4" belt (22.7 LPH - 10.2 cm belt)

Mighty Mini[®]

Small Applications (Parts Washers, CNC Machines, 55 Gal. Drums)
Single belt: 1-inch or 2-inch (25.4 or 50.8 mm)
Belt length: 6", 12", 18", 24" (153, 305, 458, 610 mm)
Capacity: 1 GPH - 1" belt (3.81 LPH)
2 GPH - 2" belt (5.71 LPH)

Specification Notes:

1. The Model 8² is UPS shippable.
2. Consult factory for recommendations covering operating conditions not listed here.

Specifications:

Oil Removal Rate	32 gph (120 lph) with standard tail pulley. 40 gph (150 lph) with high capacity tail pulley. (Removal rate is based on 30 weight oil in water at ambient temperature.)
Tail Pulley	Specify standard or high capacity. (The high capacity option uses a patented pulley design that improves the adherence of oil to the inside of the belt, thus increasing the removal rate.)
Motor	Fractional hp, TEFC, gear motor operating on either 115/230VAC, single phase, 60Hz or 230/460 VAC, three phase, 60Hz. Optional: 50Hz power source; explosion proof; drip proof; pneumatic; and wash down duty motors.
Belt Width	8 in. (20 cm).
Belt Length	User specified. (See "Belt Selection" section.)
Belt Material	Specify corrosion-resistant steel, carbon steel, or specially engineered poly. (See Belt Selection page.)
Wiper	Nitrile (Standard); CRV (Optional) or Ceramic hybrid (Optional). Specify wiper material based on temperature and fluid compatibility. (See "Operating Limits.")
Mounting Method	Standard: Bracket for customer-supplied steel channel, with oil discharge through the channel. Option: Flat surface mount with oil discharge through a 3 in (7.5 cm) NPT male pipe fitting.
Weights¹	Drive assembly and housing with motor, without belt or tail pulley: 82 lbs. (37 kg) max. Standard tail pulley: 10 lbs. (4.5 kg). Optional high capacity tail pulley: 8 lbs. (3.6 kg) 4 ft. corrosion-resistant steel belt: 7 lbs.(3.2 kg) (belt weight varies according to actual length specified)
Options (Specify)	<ul style="list-style-type: none"> • Flat surface mount kit • Tail pulley cage and tether assembly for operation in turbulent liquids • 3" PVC discharge pipe kit • Floor mounted support stand • 316 stainless steel housing • Thermostatically controlled heaters (115/230VAC, 900 Watts; the heater hood replaces the standard drive unit cover) • Oil Concentrator[®] for virtually water-free oil • Float switch with signal light (fits in 3/4" drum bung) to prevent discharge drum overflow • Poly-shelters, reinforced for durable protection in outside applications • Timer and electrical controls

Operating Limits

Wipers ²	Temperature of Liquid	pH 3-5 (acidic)	pH 6-8 (neutral)	pH 9-14 (alkaline)
	33°F-180°F (0.5°C-82°C)	Ceramic hybrid, CRV	Ceramic hybrid, CRV, nitrile	Ceramic hybrid, CRV, nitrile
181°F-212°F (83°C-100°C)	CRV	CRV	CRV	
Belts ²	Temperature of Liquid	pH 1-5 (acidic)	pH6-8 (neutral)	pH 9-14 (alkaline)
	33°F-140°F (0.5°C-60°C)	Elastomer	Poly, Elastomer	Poly, Elastomer
	33°F-180°F (0.5°C-82°C)	Corrosion Resistant	Corrosion Resistant, Carbon Steel, Poly	Corrosion Resistant, Poly
181°F-212°F (83°C-100°C)	CR steel	Corrosion Resistant, Carbon Steel	Corrosion Resistant	

Standard Configuration The standard Model 8² is supplied with a motor belt guard, spring-loaded adjustable wiper blade assembly, skimmer belt, tail pulley, and assembly instructions.

ABANAKI

OIL SKIMMERS

USA: 17387 Munn Road • Chagrin Falls, Ohio 44023
800-358-SKIM (7546) • (440) 543-7400 • FAX: (440) 543-7404

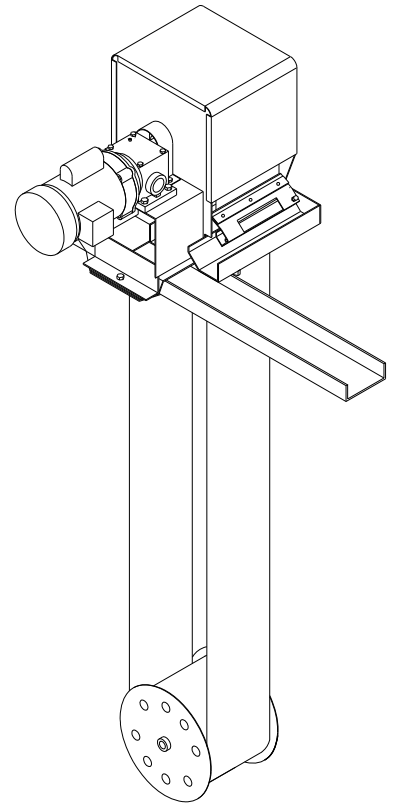
UK: Unit 13 • Avondale Business Centre • Woodland Way • Bristol BS15 1AW
0117 9616679 • FAX: 0117 9616687

www.abanaki.com

Oil Grabber[®] Model 8²

Quick Summary:

A heavy duty oil skimmer, using patented technology, to solve large oil contamination problems. Special options available with the Model 8² include: all stainless steel construction, vapor tight enclosure, infrared heater hood for non-explosive freezing applications and a complete system control box. Also the Model 8² has the versatility of the standard channel mount or optional flat surface mount. Applications include: truck washes, heat treating plants and power plants.



Highlights:

1. A continuous 8" belt of corrosion resistant steel or elastomer up to 100 feet center to center.
2. Oil discharge is through 3" M.P.T. coupling on flat mount model, and a 5" channel on channel mount model.
3. A removable steel guard for visual inspection of drive pulley.
4. TEFC motor.
5. Removes up to 40 gallons of medium weight oil per hour.
6. Adjustable wiper blade assembly.

Quick Chart:

STANDARD MOTOR

OPTIONAL MOTOR

CAP. GAL.	MODEL	BELT WIDTH	BELT LENGTH	RPM AMPS	VOLTS Hz	PHASE	RPM AMPS	VOLTS Hz
40	1 x 8	8"	Up to 100 ft.	1725 RPM 5/2.6/2.5	115/208-230 60Hz	1 PH TEFC	1425 RPM 7.2/3.6	110/220 50Hz
40	1 x 8	8"	Up to 100 ft.	1725 RPM 1.4/1.3/.65	208-230/460 60Hz	3 PH TEFC	1425 RPM 2/1.2/1	220/380/440 50Hz

Note:

Additional motors, including explosion proof, are available per customer specification. See motor spec sheet for complete listing of motors. Always consult the factory for special applications.

Oil Grabber® Model 8²

PART 1: GENERAL

1.01 Construction

1. Solid welded carbon steel with a baked on powder coat finish.
 - A. Color: RAL5005 or equivalent (Dark Blue).
2. Stainless Steel.

1.02 Pulley Types

1. Drive Pulley (Head Pulley)
 - A. Magnetic drive pulley. Two magnet assemblies per cross bar with 8 cross bars per head.
2. Tail Pulley
 - A. Solid drum type, free floating in belt. With collars for shaft when yoke & chain are required.
 - B. High Capacity.

1.03 Motor: (one of two motors standard)

- 1/4 H.P. 1 PH 60Hz TEFC
1725 RPM 56 C-Face
115/208-230 Volt
5 / 2.6 / 2.5 Amps
or
1/4 H.P. 3 PH 60Hz TEFC
1725 RPM 56 C-Face
208-230/460 Volt
1.4 / 1.3 / .65 Amp

1.04 Gear Reducer

1. Standard C-Face
 - A. 150:1 double reduction
 - B. Oil filled
 - C. Bronze gears/ball bearings

See separate specification sheet for additional details

1.05 Guard

1. Solid cover over drive pulley area.

1.06 Belt Material and Length

1. Standard Corrosion Resistant Steel Belt.
2. Length as required up to 100'.

1.07 Wiper Blades

1. Standard Material: Nitrile.
 - A. Front Wiper Assembly - Spring tensioned with single wiper insert.
 - B. Rear Wiper Assembly - Stationary wiper holder, single wiper insert.

1.08 Oil Discharge Outlet

1. Standard Channel Mount
 - A. Dual troughs discharging into a single 5" channel to oil collection tank.
2. Flat Surface Mount *Optional*
 - A. Dual troughs discharging through a 3" M.P.T.

1.09 Mounting Arrangements

1. Standard Skimmer Configuration
 - A. 5 x 6.7 (5" channel) x 20" long minimum; also doubles as discharge outlet.
2. Optional Skimmer Configurations
 - A. Flat Surface Mount with 3" M.P.T. for piped discharge.
 - B. 4 x 7.25 (4" channel) same as 1.09.1, use of 5 x 6.7 preferred.

1.10 Weights and Size

1. 61 lbs. skimmer + 20 lbs. motor = 81 lbs/unit
2. Overall size of std. unit: 29-1/2"L x 16"W x 20"H
3. Overall size of unit w/heater: 29-1/2"L x 20"W x 20"H

1.11 Mounting Requirements

1. Minimum Opening for Tail Pulley with Yoke: 16" Dia.
2. Minimum Opening for Tail Pulley with Yoke and Retainer: 18" Dia.
3. Minimum Mounting Height: 20"
4. Minimum Mounting Height w/optional 4' stand:
 - A. Channel mount: 66-1/4"
 - B. Flat mount: 69-3/8"

1.12 Power Requirements

1. Hard wired per motor and local/national code.

1.13 Optional Mounting Arrangements

1x8 Mounting Stand will support a single 1x8 and a single OC-110 decanter. Stand is 48" high.

ABANAKI

Electric Motor List

Oil Grabber[®] Model 8²

Standard motors 60 Hz:

1/4 H.P. 1 PH 60 Hz TEFC
1725 RPM 56 C-Face
115/208-230 Volt
5 / 2.6 / 2.5 Amp

or

1/4 H.P. 3 PH 60Hz TEFC
1725 RPM 56 C-Face
208-230/460 Volt
1.4 / 1.3 / .65 Amp

1/3 H.P. 3 PH 60 Hz EXP.
1725 RPM 56 C-Face
208-230/460 Volt
1.8 / 1.6 / .8 Amp

1/2 H.P. 3 PH 50 Hz EXP.
1425 RPM 56 C-Face
220/380/440 Volt
2 / 1.2 / 1 Amp

1/2 H.P. 1 PH 50 Hz EXP.
1425 RPM 56 C-Face
110/220 Volt
7.2 / 3.6 Amp

Optional 50Hz motors:

1/2 H.P. 1 PH 50 Hz TEFC
1425 RPM 56 C-Face
110/220 Volt
7.2 / 3.6 Amp

or

1/2 H.P. 3 PH 50 Hz TEFC
1425 RPM 56 C-Face
220/380/440 Volts
2 / 1.2 / 1 Amp

Optional 575 Volt Motors

1/3 H.P. 3 PH 60 Hz TEFC
1725 RPM 56 C-Face
575 Volt
.64 Amp

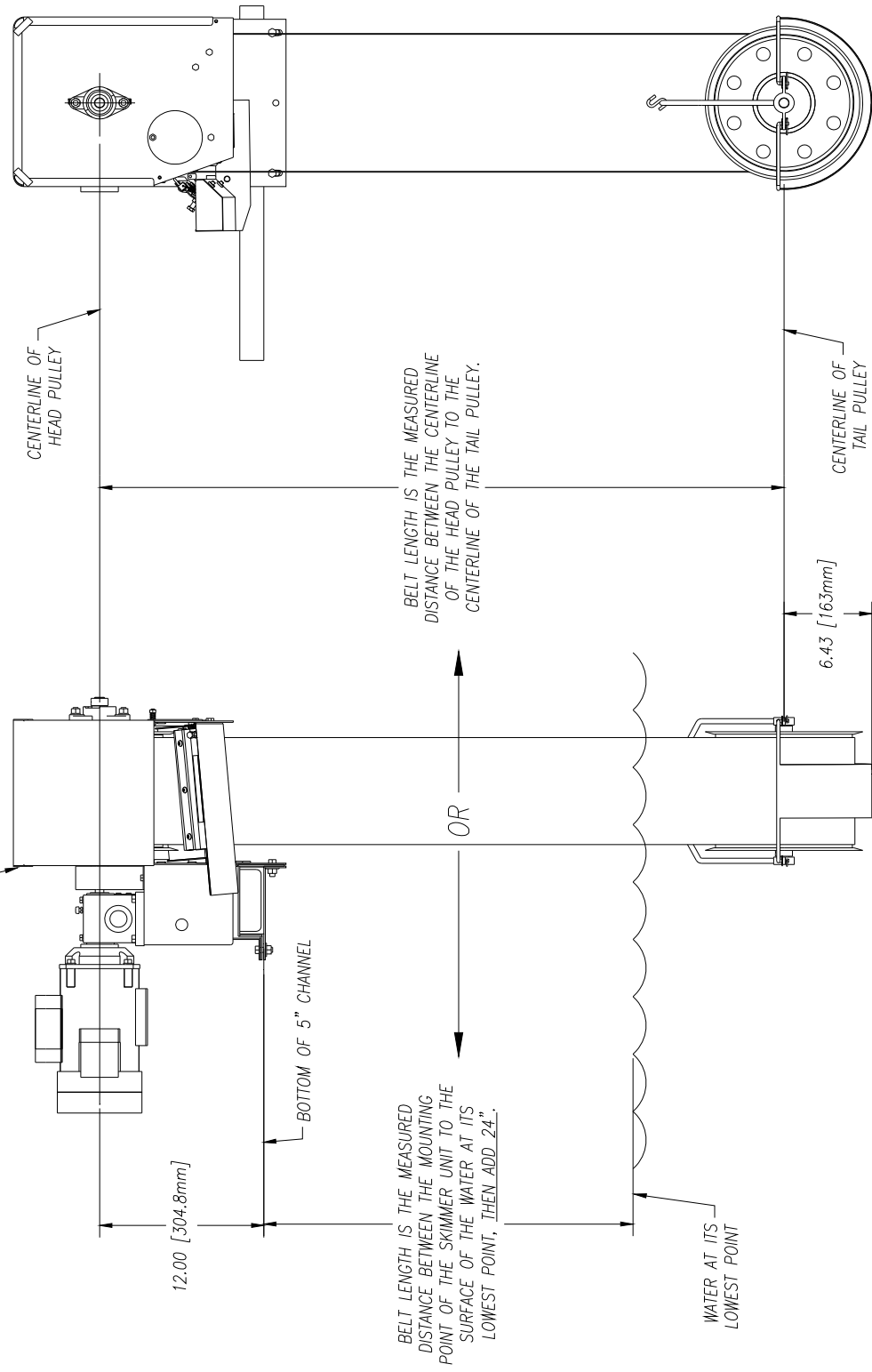
1/2 H.P. 3 PH 60Hz EXP.
1725 RPM 56 C-Face
575 Volt
.9 Amp

1/2 H.P. 3PH 60Hz TEFC
1725 RPM 56 C-Face
575 Volt
.8 Amp

Optional Explosion-Proof Motors 50 & 60 Hz:

1/3 H.P. 1 PH 60 Hz EXP.
1725 RPM 56 C-Face
115/208-230 Volt
6 / 3.2 / 3 Amp

MODEL 8² OIL SKIMMER



12.00 [304.8mm]

BOTTOM OF 5" CHANNEL

BELT LENGTH IS THE MEASURED DISTANCE BETWEEN THE MOUNTING POINT OF THE SKIMMER UNIT TO THE SURFACE OF THE WATER AT ITS LOWEST POINT, THEN ADD .24".

OR

BELT LENGTH IS THE MEASURED DISTANCE BETWEEN THE CENTERLINE OF THE HEAD PULLEY TO THE CENTERLINE OF THE TAIL PULLEY.

WATER AT ITS LOWEST POINT

6.43 [163mm]

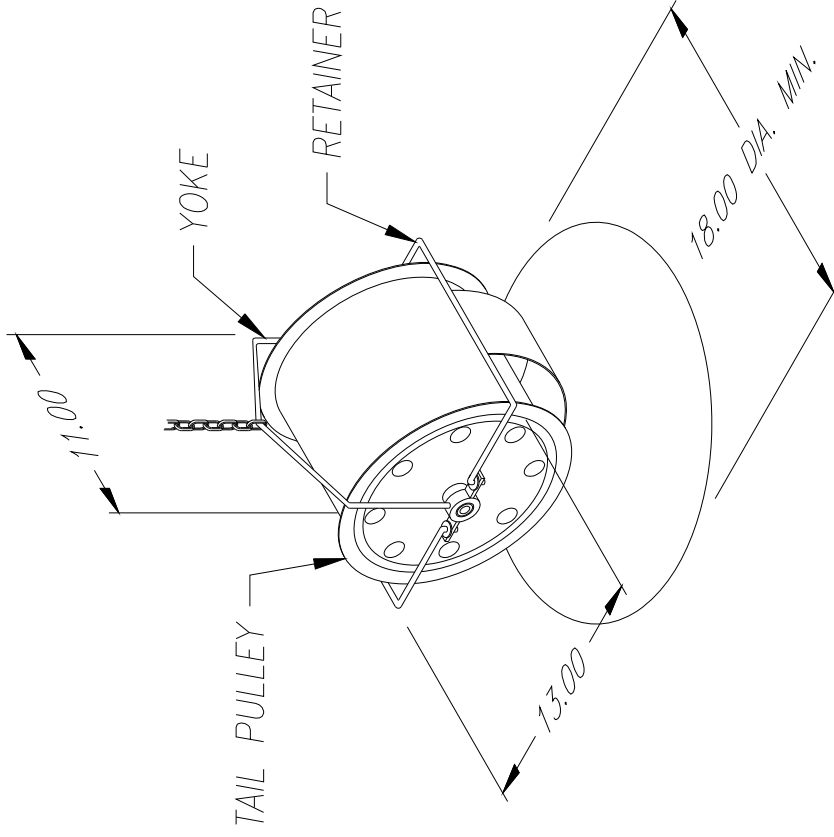
CENTERLINE OF HEAD PULLEY

CENTERLINE OF TAIL PULLEY

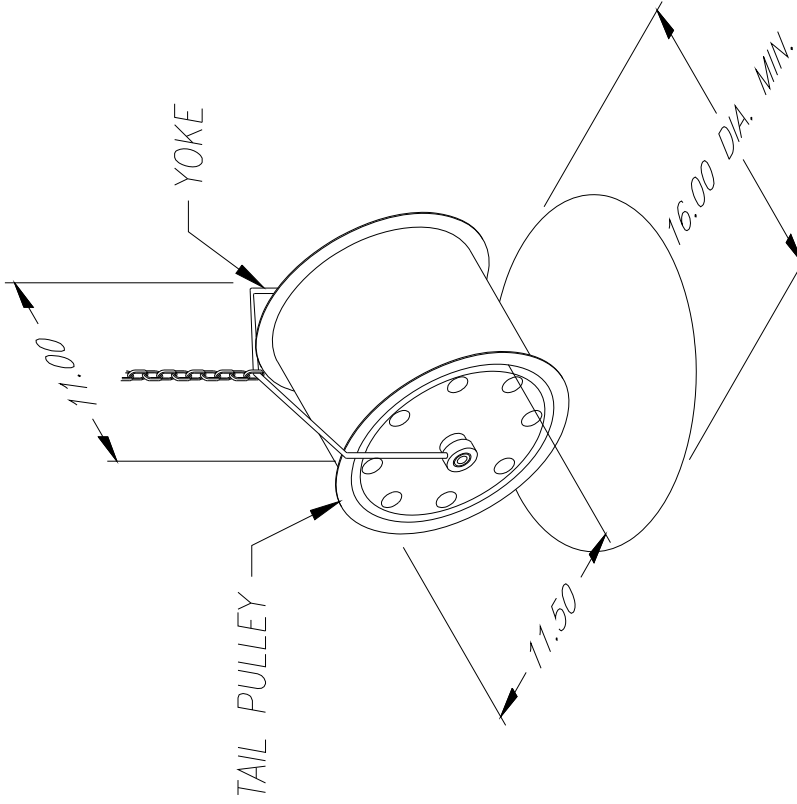
UNLESS OTHERWISE SPECIFIED DIMENSIONS ARE IN INCHES TOLERANCES:		ABANAKI CORPORATION Design File: 002-4023-1407-142-7000	
DECIMALS	± .005	MODEL 8 ² OIL SKIMMER	
FRACTIONS	± .005	BELT LENGTH	
ANGLES	± .010	LAYOUT DRAWING	
DO NOT SCALE DRAWING	DATE: 10/12/99	REV	ISSUE NO. ASSY3.L1
DESIGNED BY: Ken Egan	DATE: 10/12/99	REV	ISSUE NO. ASSY3.L1
DATE: 10/12/99	DATE: 10/12/99	REV	ISSUE NO. ASSY3.L1
DATE: 10/12/99	DATE: 10/12/99	REV	ISSUE NO. ASSY3.L1

REV	DESCRIPTION	DATE	APPROVED
1	THIS PRINT IS THE PROPERTY OF ABANAKI CORPORATION. IT MAY NOT BE REPRODUCED IN ANY MANNER OR SUBMITTED TO ANY OUTSIDE PARTIES FOR EXAMINATION WITHOUT OUR EXPRESSED WRITTEN CONSENT. IT SHALL BE USED ONLY AS A MEANS OF REFERENCE TO WORK DESIGNED OR FURNISHED BY U.S. PATENTS ENGINEERING.		

ABANAKI CORPORATION
MODEL 8² OIL SKIMMER
BELT LENGTH
LAYOUT DRAWING
DATE: 10/12/99
SHEET 1 OF 1



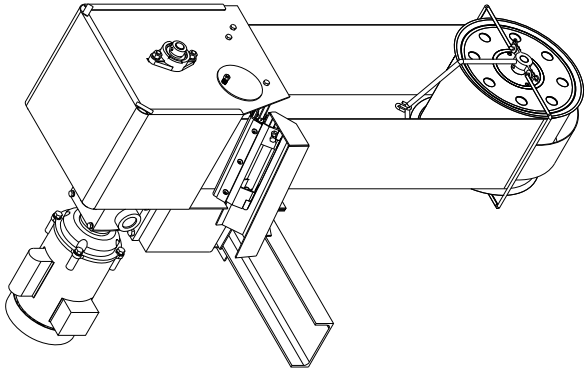
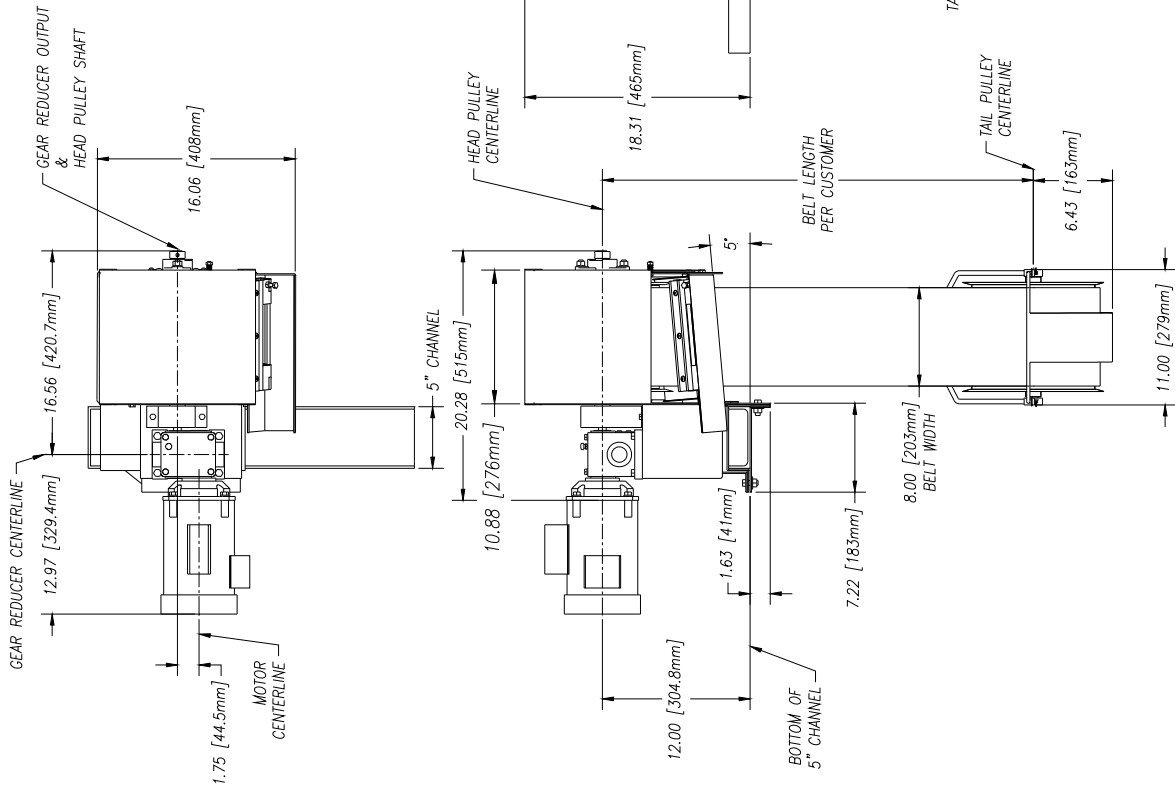
MINIMUM REQ'D OPENING FOR
TAIL PULLEY YOKE & RETAINER



MINIMUM REQ'D OPENING FOR
TAIL PULLEY ONLY
OR
TAIL PULLEY WITH YOKE

UNLESS OTHERWISE SPECIFIED DIMENSIONS ARE IN INCHES TOLERANCES: FINISHES AS SHOWN XX ± .05 XX ± .010		DO NOT SCALE DRAWING DRAWN BY: Ken Eagon DATE: 12/09/98	
ABANAKI CORPORATION Design File: 010-4027 (40) 547-700		MODEL 8 TAIL PULLEY REQ'D OPENING OVERALL DIMENSIONAL DRAWING	
DATE: 12/09/98	REV: 0	SCALE: D	IMPACTS: 010C-000-001
SHEET: 1 OF 1		REV: 0	

REV	DESCRIPTION	DATE	APPROVED
0	THIS PRINT IS THE PROPERTY OF ABANAKI CORPORATION. IT MAY NOT BE REPRODUCED IN ANY MANNER OR SUBMITTED TO ANY OUTSIDE PARTIES FOR EXAMINATION WITHOUT OUR EXPRESSED WRITTEN CONSENT. IT SHALL BE USED ONLY AS A MEANS OF REFERENCE TO WORK DESIGNED OR FURNISHED BY U.S. U.S. PATENTS PENDING.		

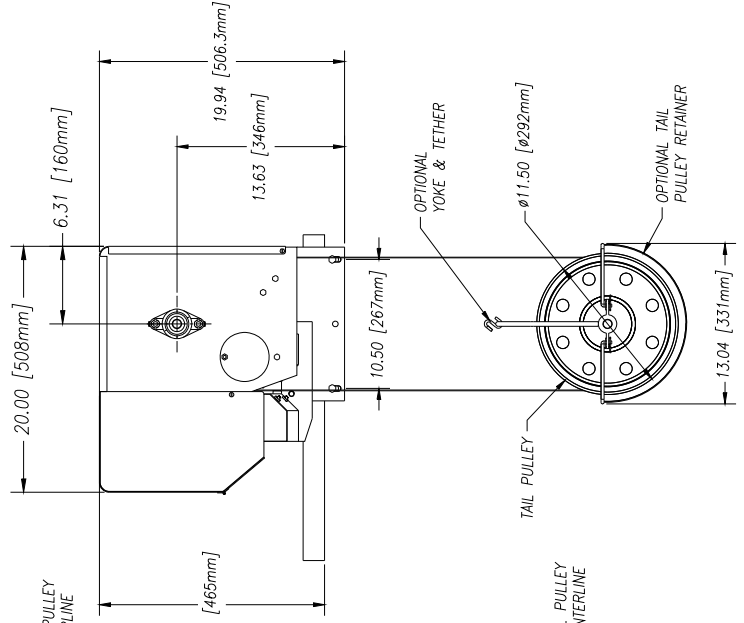
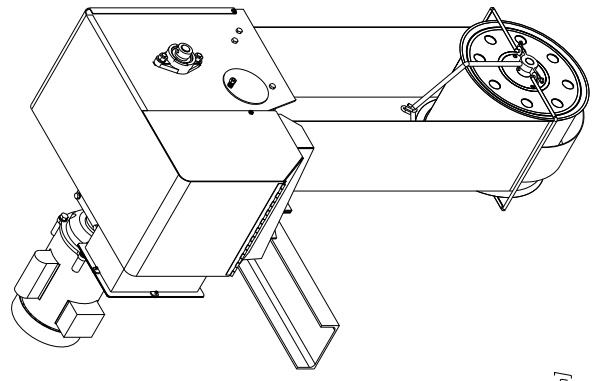
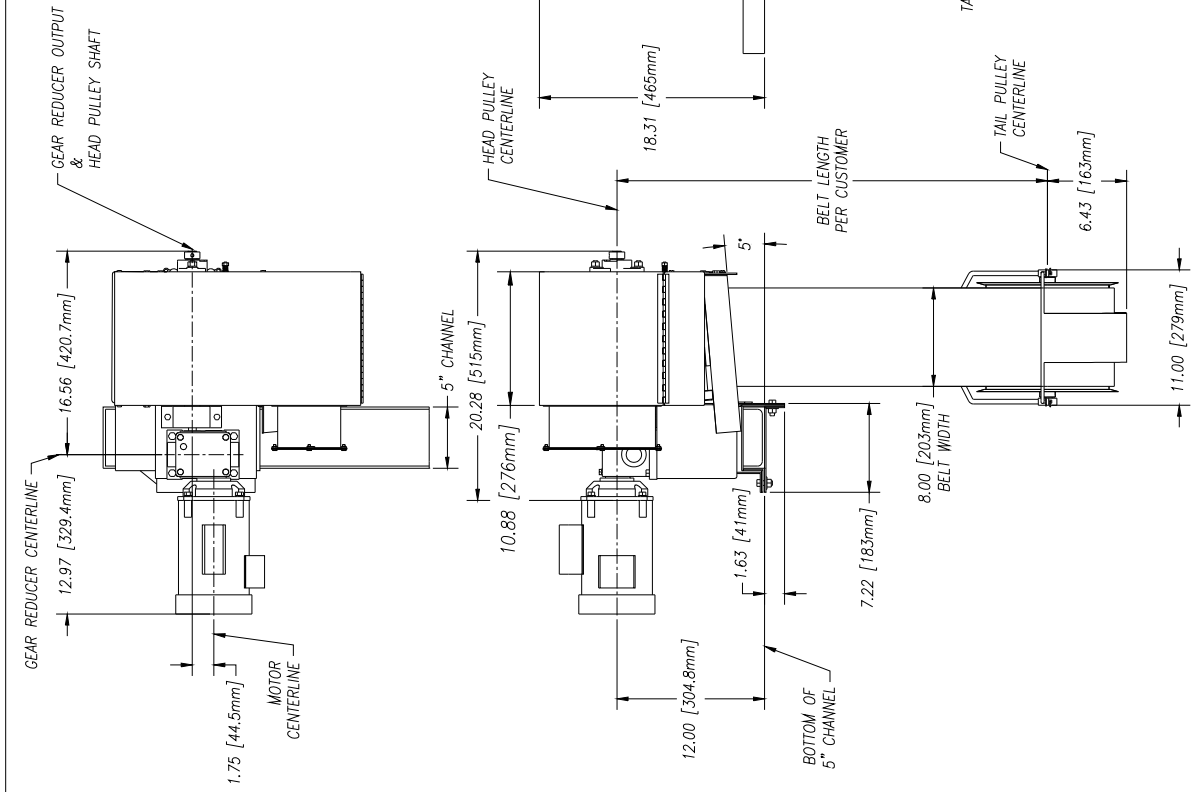


UNLESS OTHERWISE SPECIFIED
 DIMENSIONS ARE IN INCHES
 TOLERANCES:
 DECIMALS ± .005
 FRACTIONS ± .010
 ANGLES ± 0.5°
 HOLE DIA. ± .010
 HOLE DIA. ± .010

DO NOT SCALE DRAWING
 DRAWN BY: Ken Fagan
 DATE: 10/12/99

SHEET NO. ASSV3-L2
 SHEET 1 OF 1

REV	DESCRIPTION	DATE	APPROVED
1	THIS PRINT IS THE PROPERTY OF ABANAKI CORPORATION. IT MAY NOT BE REPRODUCED IN ANY MANNER OR SUBMITTED TO ANY OUTSIDE PARTIES FOR EXAMINATION WITHOUT OUR EXPRESSED WRITTEN CONSENT. IT SHALL BE USED ONLY AS A MEANS OF REFERENCE TO WORK DESIGNED OR FURNISHED BY US. U.S. PATENTS PENDING.		



UNLESS OTHERWISE SPECIFIED
DIMENSIONS ARE IN INCHES
DECIMALS
TOLERANCES:
ANGULAR
± 0.5°
XXI & .010

DO NOT SCALE DRAWING

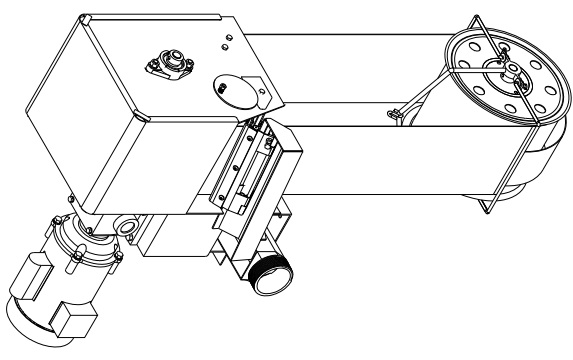
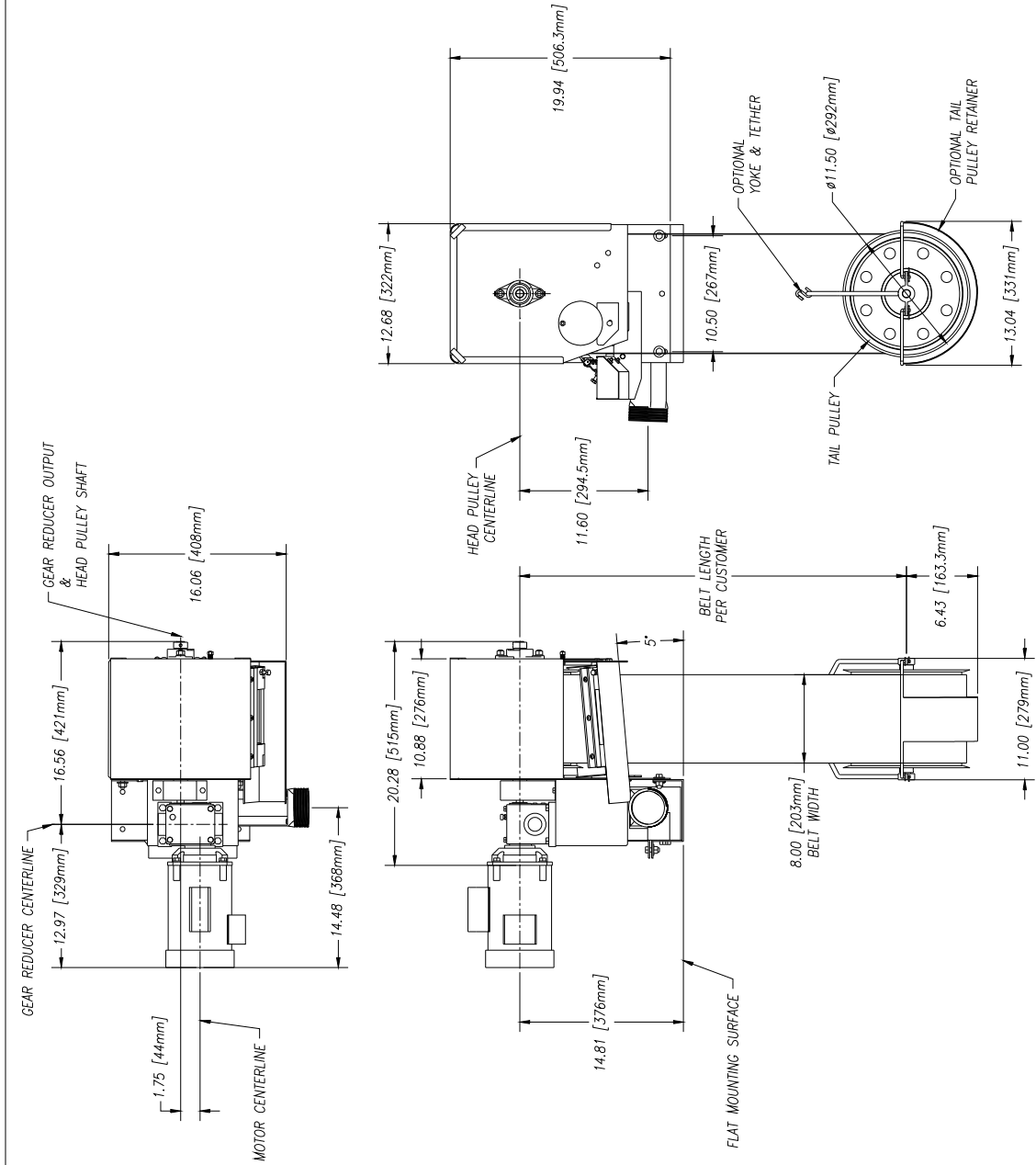
DESIGNED BY: Ken Fagon
DATE: 11/10/99

REV. TOTAL: 0
REV. 0
REPLACES: AS57-L2
SHEET 1 OF 1

ABANAKI CORPORATION
Copyright © 1999, 2002, 2003, 2004, 2005, 2006
MODEL 8" OIL SKIMMER W/HEATER
CHANNEL MOUNT
OVERALL DRAWING

THIS PRINT IS THE PROPERTY OF ABANAKI CORPORATION. IT MAY NOT BE REPRODUCED IN ANY MANNER OR FOR ANY PURPOSE WITHOUT THE WRITTEN PERMISSION OF ABANAKI CORPORATION. IT SHALL BE USED ONLY AS A MEANS OF REFERENCE TO WORK DESIGNED OR FURNISHED BY U.S. PATENTS PENDING.

REV.	DESCRIPTION	DATE	APPROVED



UNLESS OTHERWISE SPECIFIED
 DIMENSIONS ARE IN INCHES
 DECIMALS TO 3 PLACES
 ANGULAR
 .1X ± .05
 .2X ± .10

DO NOT SCALE DRAWING

DRAWN BY: Ken Fogan
 DATE: 10/12/99

REV: 0
 SHEET: 1 OF 1

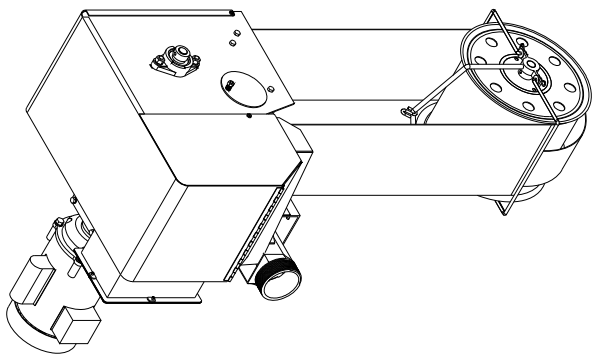
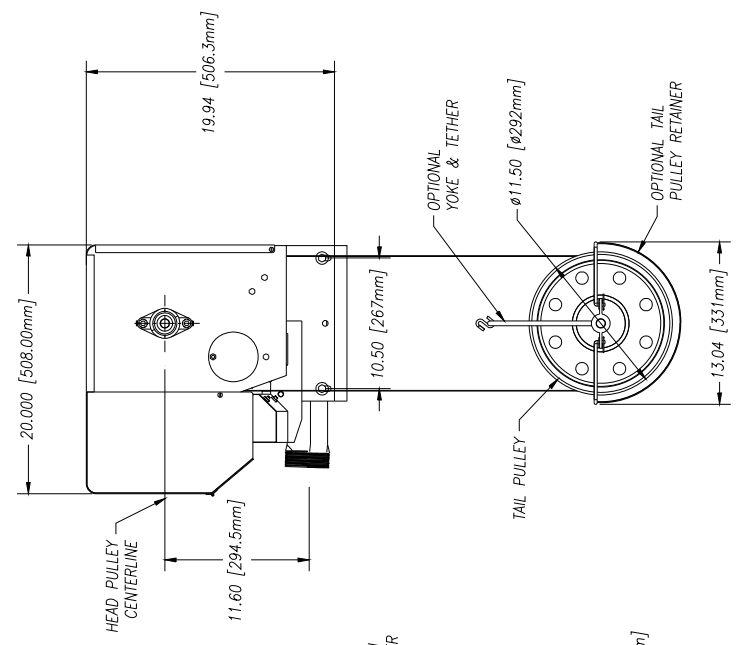
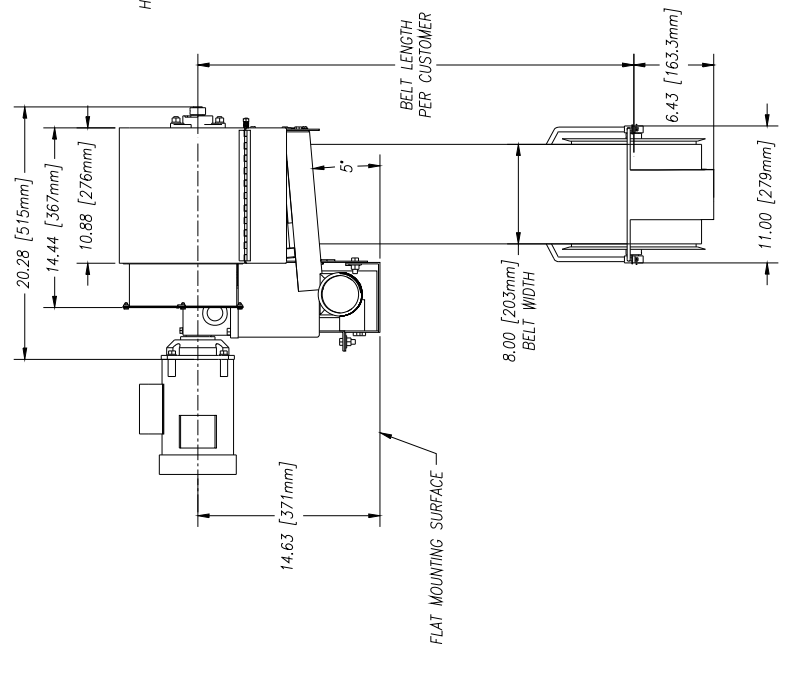
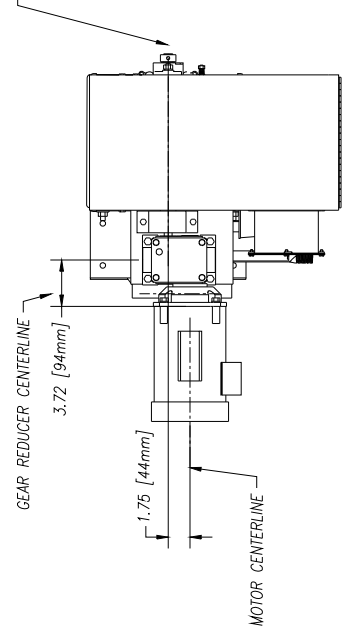
ABANAKI CORPORATION
 10000 E. 10th Ave. Denver, CO 80231 (303) 542-7400

MODEL 8' OIL SKIMMER
 FLAT MOUNT
 OVERALL DRAWING

DATE: 10/12/99

REV	DESCRIPTION	DATE	APPROVED
0	THIS PRINT IS THE PROPERTY OF ABANAKI CORPORATION. IT MAY NOT BE REPRODUCED IN ANY MANNER OR SUBMITTED TO ANY OUTSIDE PARTIES FOR EXAMINATION WITHOUT OUR EXPRESSED WRITTEN CONSENT. PHOTOGRAPHING, COPYING, OR REPRODUCTION IN ANY MANNER AS A VIOLATION OF U.S. PATENT RIGHTS IS STRICTLY PROHIBITED.		

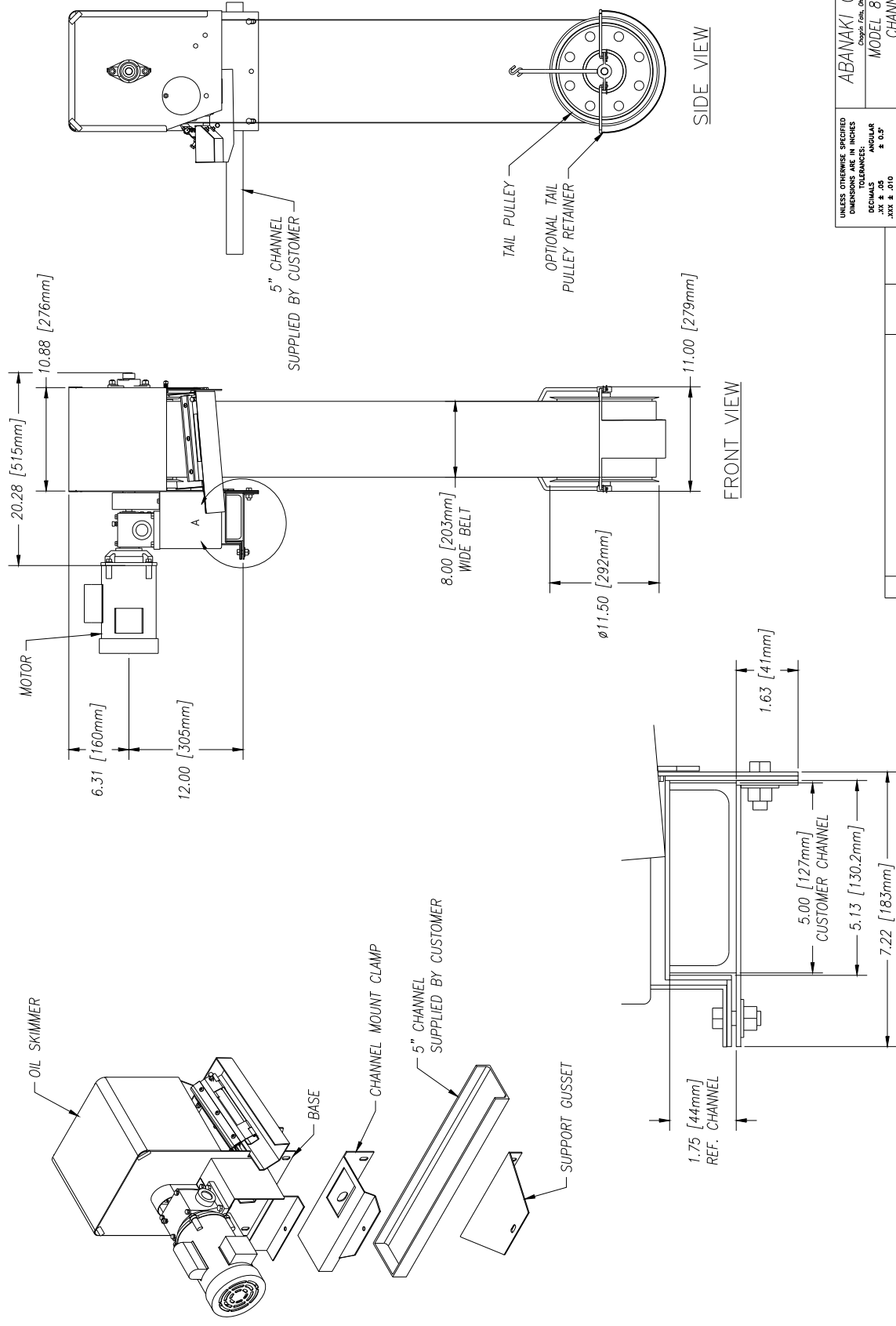
GEAR REDUCER OUTPUT
&
HEAD PULLEY SHAFT



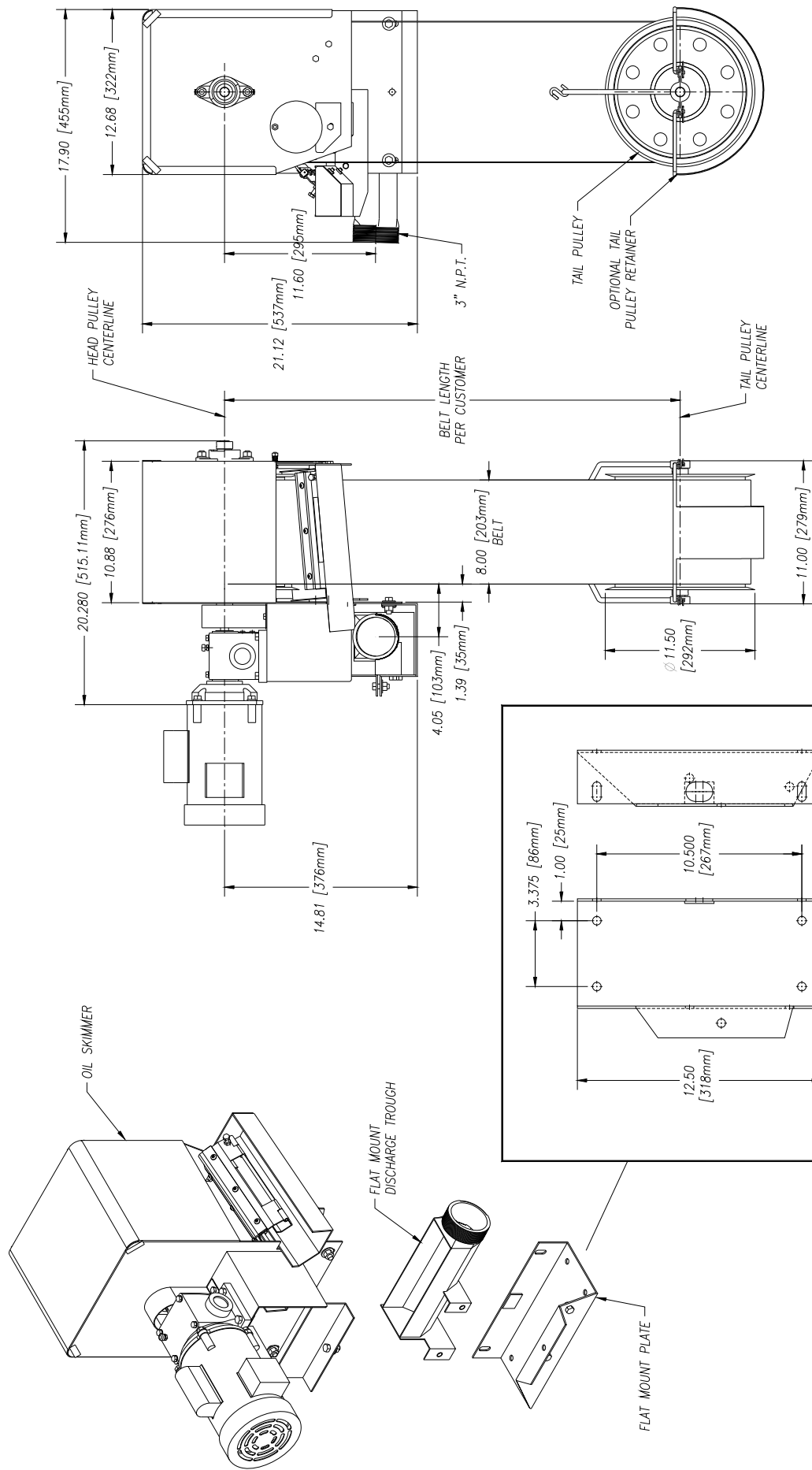
UNLESS OTHERWISE SPECIFIED DIMENSIONS ARE IN INCHES TOLERANCES: DECIMALS XX ± .05 XXX ± .10		ABANAKI CORPORATION CORP. TEL. (800) 462-1400 (402) 541-7000	
DO NOT SCALE DRAWING		MODEL 8' OIL SKIMMER W/HEATER FLAT MOUNT	
DATE	REV	SCALE	REPLACE
11/10/99	0	D	ASSY8_L1
DRAWN BY: Ken Fagon		OVERALL DRAWING	
PRINT ISSUED ON: 11/10/99		DATE: 11/10/99 SHEET 1 OF 1	

REV	DESCRIPTION	DATE	APPROVED

THIS PRINT IS THE PROPERTY OF ABANAKI CORPORATION. IT MAY NOT BE REPRODUCED IN ANY MANNER OR
 SUBMITTED TO ANY OUTSIDE PARTIES FOR EXAMINATION WITHOUT OUR EXPRESSED WRITTEN CONSENT.
 PLEASE RETURN TO US AS A MEDIUM OF REFERENCE TO WORK DESIGNED OR FURNISHED BY US.
 U.S. PATENTS PENDING.



UNLESS OTHERWISE SPECIFIED DIMENSIONS ARE IN INCHES DECIMALS UNLESS OTHERWISE INDICATED .XX ± .00 .XXX ± .010		DO NOT SCALE DRAWING	
REV	DESCRIPTION	DATE	APPROVED
0	ASSEMBLY	10/14/99	Ken Fagan
THIS PRINT IS THE PROPERTY OF ABANAKI CORPORATION. IT MAY NOT BE REPRODUCED IN ANY MANNER OR SUBMITTED TO ANY OUTSIDE PARTIES FOR EXAMINATION WITHOUT OUR EXPRESSED WRITTEN CONSENT. IT IS TO BE USED ONLY AS A MEANS OF REFERENCE TO WORK DESIGNED OR FURNISHED BY US. U.S. PATENTS PENDING.		DRAWN BY: Ken Fagan DATE: 10/14/99 REV: 0	
ABANAKI CORPORATION Chicago, Ill. 60632 (408) 843-7000		MODEL 8" OIL SKIMMER CHANNEL MOUNT OVERALL DRAWING	
SIZE SCALE: D		REV: ASSY3_L3	
REV: 0		DATE: 10/14/99	
REV: 0		PAGE: 1 OF 1	



UNLESS OTHERWISE SPECIFIED DIMENSIONS ARE IN INCHES TOLERANCES: DECIMALS ± .05 ANGULAR ± 0.5° XX ± .05 XXX ± .010

DO NOT SCALE DRAWING

DRAWN BY: Ken Fagan

DATE: 10/14/99

REVISED: 10/14/99

DATE: 10/14/99

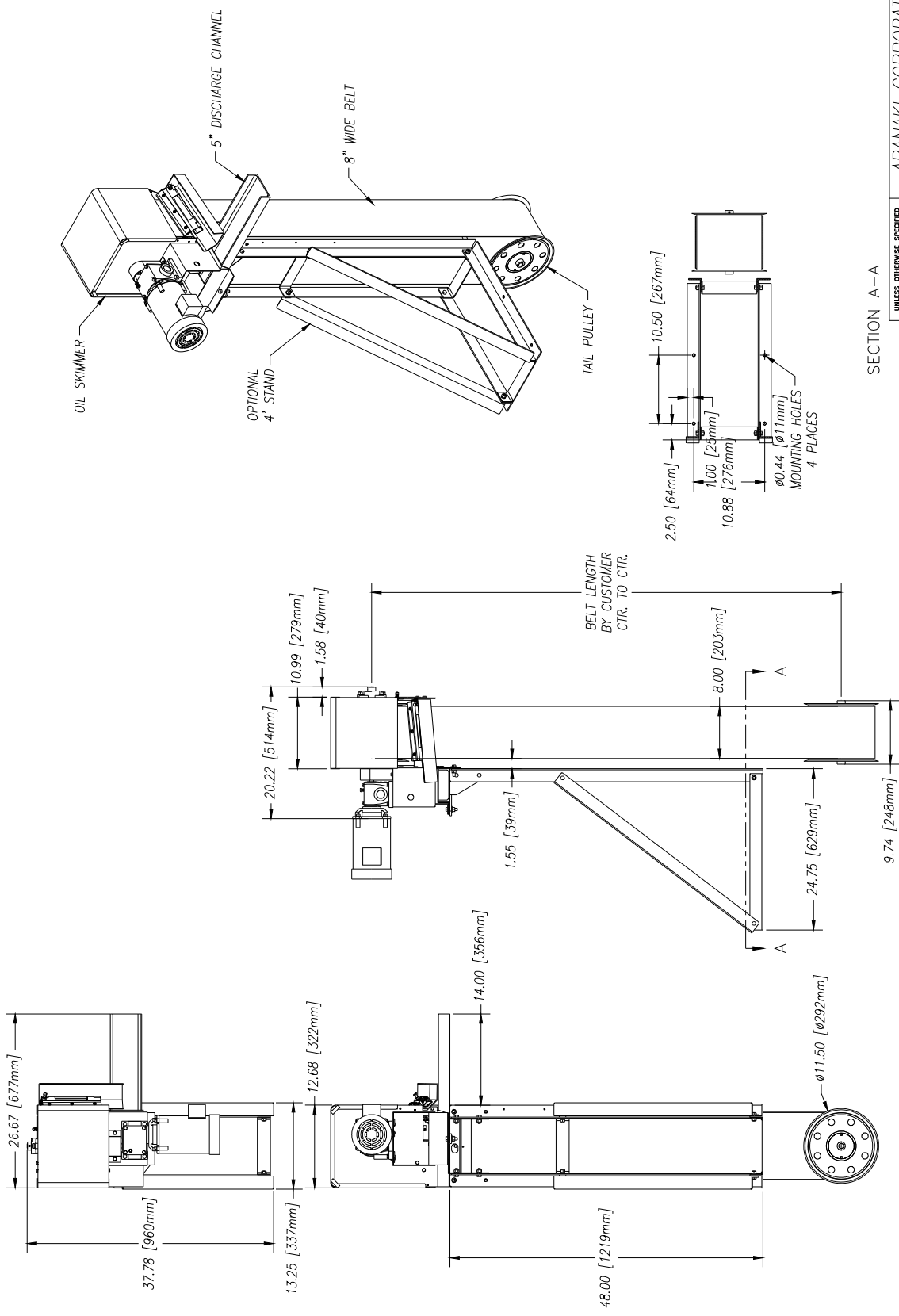
SCALE: ASSY4 L2

SHEET 1 OF 1

ABANAKI CORPORATION
 MODEL 8" OIL SKIMMER
 FLAT MOUNT
 OVERALL DRAWING

THIS PRINT IS THE PROPERTY OF ABANAKI CORPORATION. IT MAY NOT BE REPRODUCED IN ANY MANNER OR SUBMITTED TO ANY OUTSIDE PARTS FOR EXAMINATION WITHOUT OUR EXPRESSED WRITTEN CONSENT. SPECIALS BE USED ONLY AS A MEANS OF REFERENCE TO WORK DESIGNED OR FURNISHED BY US. U.S. PATENTS PENDING.

REV	DESCRIPTION	DATE	APPROVED



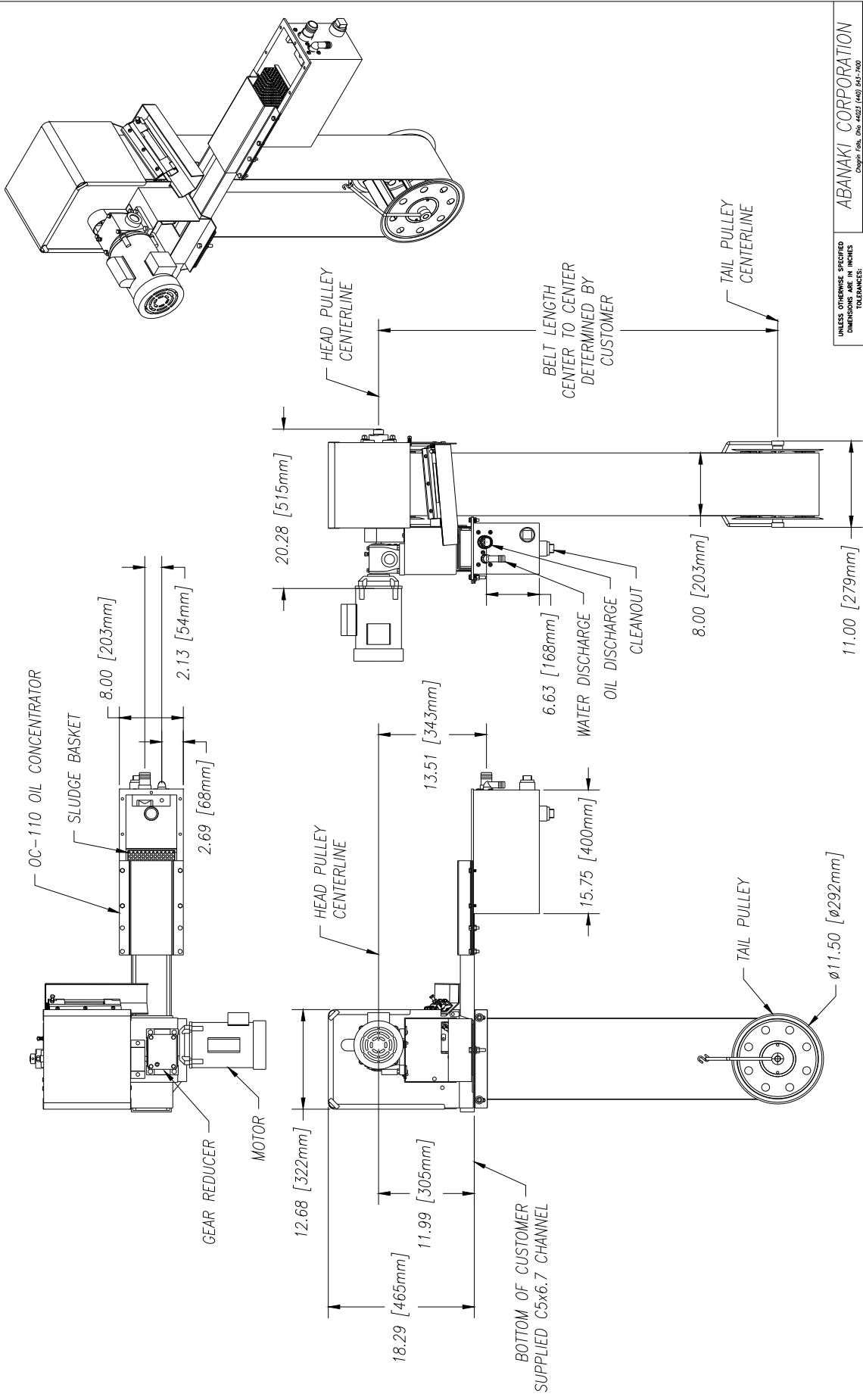
SECTION A-A

ABANAKI CORPORATION
 MODEL 8" OIL SKIMMER
 CHANNEL MOUNT W/STAND
 LAYOUT DRAWING

UNLESS OTHERWISE SPECIFIED
 DIMENSIONS ARE IN INCHES
 DECIMALS ANGULAR
 .XX ± .05 ± 0.5°
 .XXX ± .010

REV	DESCRIPTION	DATE	APPROVED
0	THIS PRINT IS THE PROPERTY OF ABANAKI CORPORATION. IT MAY NOT BE REPRODUCED IN ANY MANNER OR SUBMITTED TO ANY OUTSIDE PARTIES FOR EXAMINATION WITHOUT OUR EXPRESSED WRITTEN CONSENT. IT SHALL BE USED ONLY AS A MEANS OF REFERENCE TO WORK DESIGNED OR FURNISHED BY U.S. PATENTS PENDING.		

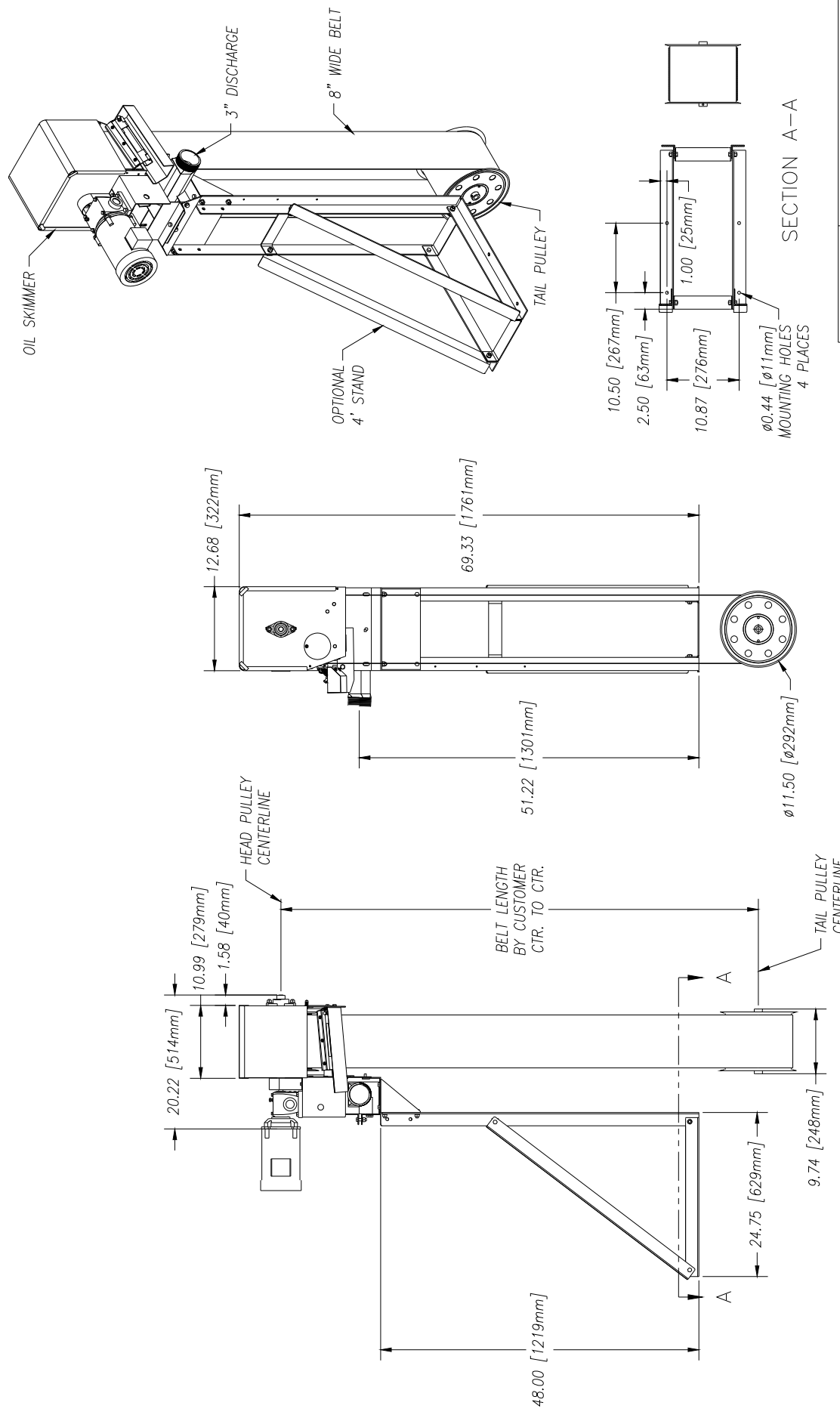
DO NOT SCALE DRAWING
 DRAWN BY: Ken Fagan
 PRINTED ON: 01/22/07
 REVISIONS:



UNLESS OTHERWISE SPECIFIED DIMENSIONS ARE IN INCHES TOLERANCES:		DO NOT SCALE DRAWING	
FINISH	AS SHOWN	DATE	04/16/01
XXX ± .010	XX ± .005	DESIGNER	Ken Foggan
XX ± .005	XX ± .005	DRAWN BY	—
XX ± .005	XX ± .005	DATE	04/16/01
XX ± .005	XX ± .005	SCALE	—
XX ± .005	XX ± .005	REPACES	—

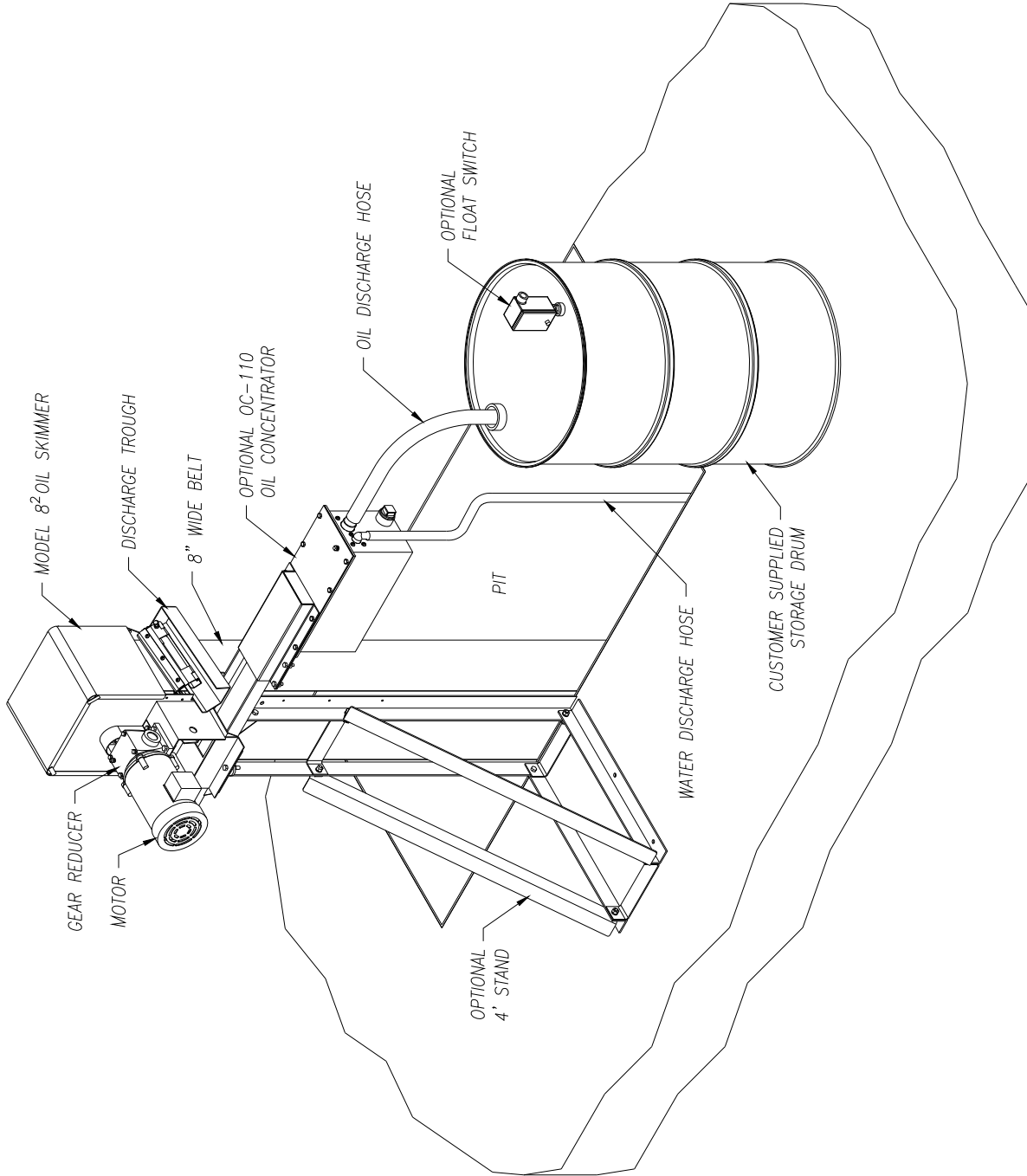
REV	DESCRIPTION	DATE	APPROVED
	THIS PRINT IS THE PROPERTY OF ABANAKI CORPORATION. IT MAY NOT BE REPRODUCED IN ANY MANNER OR SUBMITTED TO ANY OUTSIDE PARTIES FOR EXAMINATION WITHOUT OUR EXPRESSED WRITTEN CONSENT. IT SHALL BE USED ONLY AS A MEANS OF REFERENCE TO WORK DESIGNED OR FURNISHED BY U.S. PATENTS PENDING.		

ABANAKI CORPORATION
 Design Code: 0042 4022 1442 542-700
 MODEL 8" OIL SKIMMER
 W/OC-110 INDOOR OIL CONCENTRATOR
 OVERALL DRAWING
 SHEET NO. ASSY6-5A_L4
 OF 1



UNLESS OTHERWISE SPECIFIED DIMENSIONS ARE IN INCHES TOLERANCES:		ABANAKI CORPORATION Design File: Dwg. 44022 (440) 543-7002	
DECIMALS	ANGULAR	MODEL 8 ² OIL SKIMMER FLAT MOUNT W/STAND LAYOUT DRAWING	
±.005	± 0.5°	DATE	ASSY39
±.010		DATE	01/24/07
DO NOT SCALE DRAWING	SCALE	REV	0
DRAWN BY: Ken Fagan	D	REPLACES	
PRINT SIZE ON: 01/24/07			

REV	DESCRIPTION	DATE	APPROVED
	THIS PRINT IS THE PROPERTY OF ABANAKI CORPORATION. IT MAY NOT BE REPRODUCED IN ANY MANNER OR FOR ANY PURPOSES WITHOUT THE WRITTEN PERMISSION OF ABANAKI CORPORATION. ANY UNAUTHORIZED REPRODUCTION OR USE OF THIS INFORMATION IS A VIOLATION OF U.S. PATENT RIGHTS. U.S. PATENTS PENDING.		



UNLESS OTHERWISE SPECIFIED
 DIMENSIONS ARE IN INCHES
 TOLERANCES:
 DECIMALS ± .05
 FRACTIONS ± .03"
 .XXX ± .010

DO NOT SCALE DRAWING

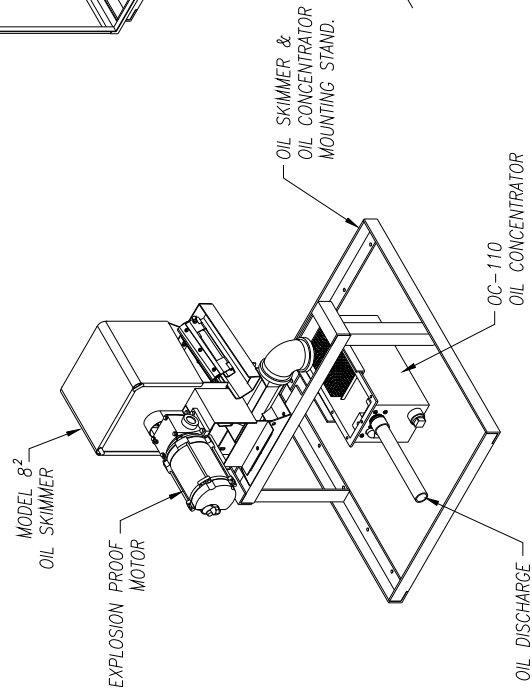
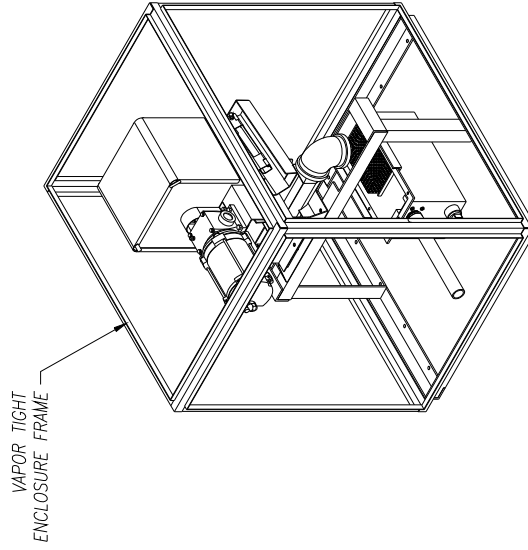
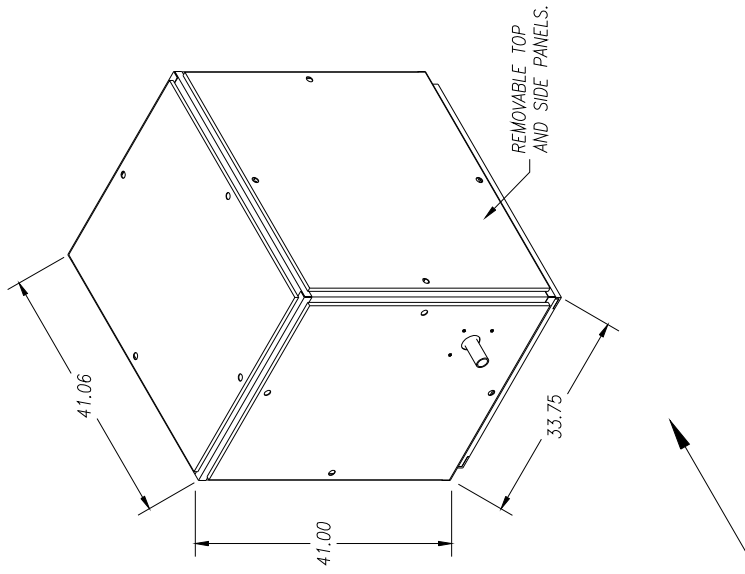
DRAWN BY: Ken Fagan
 PRINT ISSUED ON: 01/25/07

REV	DESCRIPTION	DATE	APPROVED
	THIS PRINT IS THE PROPERTY OF ABANAKI CORPORATION. IT MAY NOT BE REPRODUCED IN ANY MANNER OR SUBMITTED TO ANY OUTSIDE PARTIES FOR EXAMINATION WITHOUT OUR EXPRESSED WRITTEN CONSENT. IT SHALL BE USED ONLY AS A MEANS OF REFERENCE TO WORK DESIGNED OR FURNISHED BY U.S. PATENTS PENDING.		

ABANAKI CORPORATION
 Origin File: 080-4503-1401-250-700

MODEL 8² OIL SKIMMER W/OC-110
 OUTDOOR OIL CONCENTRATOR
 OVERALL DRAWING

REV: 0
 SCALE: —
 PART NO.: ASSV6-7
 DATE: 01/25/07
 SHEET: 1 OF 1



UNLESS OTHERWISE SPECIFIED
DIMENSIONS ARE IN INCHES
TOLERANCES:
DECIMALS ± 0.01
.XX ± 0.05
.XXX ± 0.10

DO NOT SCALE DRAWING

DRAWN BY: Ken Fagan
DATE: 12/18/01

REV: D
SIZE: 11x17
SHEET NO.: 12/18/01


ABANAKI CORPORATION
Chicago, Ill. 60632 (440) 541-2500

MODEL 8² W/OC-110 DECANTER
VAPOR TIGHT ENCLOSURE
OVERALL DRAWING

REV: 0
DATE: 12/18/01

REV	DESCRIPTION	DATE	APPROVED
	THIS PRINT IS THE PROPERTY OF ABANAKI CORPORATION. IT MAY NOT BE REPRODUCED IN ANY MANNER OR SUBMITTED TO ANY OUTSIDE PARTIES FOR EXAMINATION WITHOUT OUR EXPRESSED WRITTEN CONSENT. IT IS TO BE USED ONLY AS A GUIDE OF REFERENCE TO HIGH DESIGNED OR FURNISHED BY US. U.S. PATENTS PENDING.		

OIL GRABBER® MODEL 4



Model 4 shown with optional tail pulley cage and tether assembly.

Enjoy the Benefits of Oil Skimming!

- Most inexpensive way to remove oil from water
- Saves coolants by removing tramp oil
- Conserves parts wash water by removing oily wastes
- Prevents plugging of spray heads and filters
- Reduces fluid disposal costs
- Skimmed oil can be recycled and reused as a lubricant or fuel
- Helps meet government requirements for water discharge

General Description

The Abanaki Model 4 Oil Grabber is a dependable and effective means of removing oil from water and water-based solutions. Often, skimming by itself will reduce oil to an acceptable level of water purity. Depending on the characteristics of the liquid, it is possible for the Model 4 alone to reduce oil content to less than five parts per million in water. The unit can be used as a pretreatment before filtration, and in conjunction with coalescing systems.

The Model 4 utilizes a continuous belt and wiper to remove up to 20 gallons of oil per hour from the fluid surface. The belt, operating on a motor and pulley system, runs through contaminated liquid to pick up oil from the surface. After traveling over the head pulley, the belt passes through tandem wiper blades where oil is scraped off both sides of the belt and discharged. The tail pulley has flanges which allow it to roll freely on the inside of the belt without becoming dislodged. It requires no bearings and does not need to be fastened to the tank. If turbulent conditions exist, the optional tether and cage assembly prevents the tail pulley from being dislodged.

Oil skimming makes use of the differences in specific gravity and surface tension between oil and water. These physical characteristics allow the belt to attract oil and other hydrocarbon liquids from the surface of the fluid. The Model 4 can be used in tanks with depths as shallow as one foot, or as deep as 100 feet.

The Model 4 Advantages

- A single unit elevates and separates oil
- Lifts oil any distance without the need of expensive pumps
- Maintains skimming efficiency with fluctuating fluid levels
- Can be used in depths as shallow as one foot, or as deep as 100 feet
- Requires no tank modifications in most applications
- Operates in turbulent liquid using optional tail pulley cage and tether assembly
- Easy mounting and fast cleaning, with minimal maintenance




ABANAKI
CORPORATION
OIL SKIMMER DIVISION

17387 Munn Road
Chagrin Falls, Ohio 44023
Ph: (440) 543-7400
FAX: (440) 543-7404
800-358-SKIM (7546)
<http://www.abanaki.com>

Where To Use The Model 4

The Model 4 is designed for those applications where other models provide excess capacity, or physically will not fit. From a mere shimmer on top of water to a heavy oil slick, the Model 4 performs efficiently, removing up to 20 gallons of oil per hour.

Typical Applications



- Wastewater sumps
- Parts washers
- Coolant systems
- Heat treating fluids
- Food processing plants
- Parking lots, garages, and service facilities
- Outdoor ponds, lakes, and basins
- Underground tanks
- Ships' bilges
- Aircraft service areas and tarmac runoff
- Truck, locomotive, and other mobile equipment washing facilities


Rugged Construction for Harsh Conditions

The Model 4 is designed to last for many years. With the proper configuration it can handle liquid temperatures up to 212°F, and the pH of the fluid can range from 3 to 13. Belts are made of corrosion-resistant steel, elastomer, and a specially engineered polymer. The skimmer drive includes an oil filled gear reducer with bronze gears and ball bearings. The motor, reducer, and powder coated finish of the weldments give the Model 4 exceptionally long life, even under the harshest conditions.

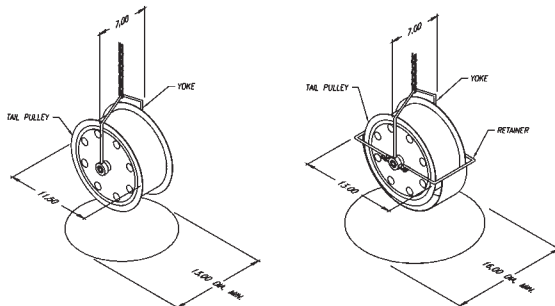
Key Features of the Model 4:

- Requires only a small area in the tank or sump
- Easy mounting
- High temperature capability
- Chip resistant powder finish
- Hazardous duty and food grade options
- Custom designs and turnkey systems available
- Fast cleaning with minimal maintenance

MODEL 4 WITH FLAT MOUNT IN USE



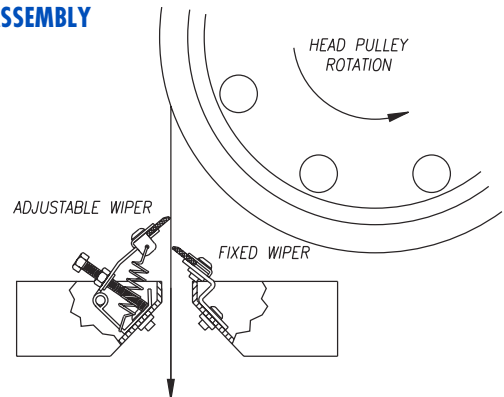
TAIL PULLEY OPTIONS



Minimum Required Opening for Tail Pulley Only or Tail Pulley with Yoke

Minimum Required Opening for Tail Pulley Yoke & Retainer

WIPER ASSEMBLY DETAIL



Specifications:

Oil Removal Rate 16 gph (60 lph) with standard tail pulley
20 gph (75 lph) with high capacity tail pulley
(Removal rate is based on 30 weight oil in water.)

Tail Pulley Specify standard or high capacity.
(The high capacity option uses a patented pulley design that improves the adherence of oil to the inside of the belt, thus increasing the removal rate.)

Motor Fractional HP, TEFC, motor operating on either 115/230VAC, single phase, 60Hz or 230/460 VAC, three phase, 60Hz.

Optional: 50Hz power source; explosion proof; drip proof; pneumatic; and wash down duty motors.

Belt Width 4 in. (10 cm)

Belt Length User specified. (See "Belt Selection" section.)

Belt Material Specify corrosion-resistant steel, elastomer, a specially engineered poly, or Fuzzy®. (See "Belt Selection" section.)

Wiper Nitrile (Standard); CRV (Optional), Ceramic or Ceramic hybrid (Optional). Specify wiper material based on temperature and fluid compatibility. (See "Operating Limits.")

Mounting Method Standard: Bracket for customer-supplied steel channel, with oil discharge through the channel, or flat surface mount with oil discharge through a 1-1/2 in. (3.75 cm) NPT male pipe fitting.

Weights¹ Drive assembly and housing with motor, without belt or tail pulley: 71 lbs. (32 kg) max.

Standard or high capacity tail pulley: 8 lbs. (3.6 kg)
4 ft. corrosion-resistant steel belt: 4 lbs. (1.8 kg)
(belt weight varies according to actual length specified)

- Options (Specify)**
- Tail pulley cage and tether assembly for operation in turbulent liquids .
 - 1-1/2" PVC discharge pipe kit
 - Floor mounted support stand.
 - 316 stainless steel housing.
 - Oil Concentrator® for virtually water-free oil (See Abanaki Oil Concentrator® on next page.)
 - Float switch with signal light (fits in 3/4" drum bung) to prevent discharge drum overflow.
 - Trough heaters
 - Poly-shelters, reinforced for durable protection in outside applications
 - Timer and electrical controls

Operating Limits

Wipers²

Temperature of Liquid	pH 3-5 (acidic)	pH 6-8 (neutral)	pH 9-14 (alkaline)
33°F-180°F (0.5°C-82°C)	Ceramic hybrid, CRV	Ceramic hybrid, CRV, nitrile	Ceramic hybrid, CRV, nitrile
181°F-212°F (83°C-100°C)	CRV	CRV	CRV

Belts²

Temperature of Liquid	pH 3-5 (acidic)	pH 6-8 (neutral)	pH 9-14 (alkaline)
33°F-140°F (0.5°C-60°C)	Elastomer	Poly, Elastomer	Poly, Elastomer
33°F-180°F (0.5°C-82°C)	Corrosion Resistant	Corrosion Resistant, Poly	Corrosion Resistant, Poly
181°F-212°F (83°C-100°C)	CR steel	Corrosion Resistant	Corrosion Resistant

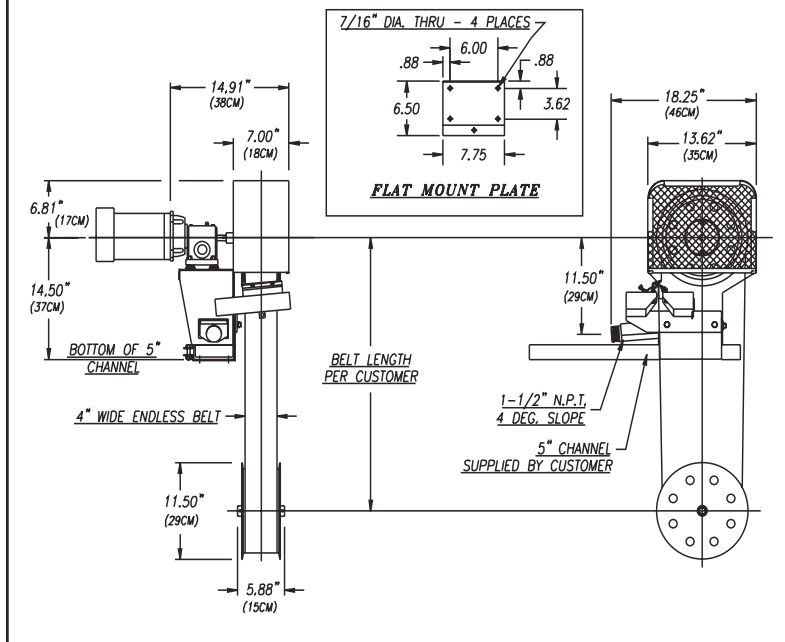
Standard Configuration

The standard Model 4 is supplied with a motor belt guard, spring-loaded adjustable wiper blade assembly, skimmer belt, tail pulley, and assembly instructions.

Specification Notes:

1. The Model 4 is UPS shippable.
2. Consult factory for recommendations covering operating conditions not listed here.

MODEL 4 MOUNTING



Belt Selection

Belt Length

To specify the belt length: Measure from the drive unit mounting plane to the surface of the liquid at its lowest level and add 24 inches (61 cm). (Generally, the lowest level allowed is about one foot, and can never be the bottom of the tank. The tail pulley should be submerged below the liquid surface.)

Belt Material

Experience has shown that belt skimmers require a minimum square footage of space for installation and operation, yet they surpass the requirements for most applications. Abanaki single material belts include corrosion-resistant steel (standard), carbon steel, elastomer, or a specially engineered poly. There is no delamination to worry about with a single material belt.

Corrosion-resistant Steel - Proven to be a reliable belting material of choice: durable and trouble free. This material stands up to high temperatures and harsh chemicals.

Elastomer - Used in applications where abrasive particles are present or when physical abuse of the belt is likely.

Engineered Poly - Used in relatively high heat without stretching. Strong chemical resistance. Capable of picking up many emulsions.

Fuzzy® - Used in applications involving fuel oils such as gasoline or diesel fuel.

When in doubt, consult factory for advice on the best belt for your application.

Wiper Selection

Nitrile: Standard, used in most applications not involving strong chemicals or high heat.

CRV: Used in applications with strong chemicals or high heat.

Ceramic: Used in applications where abrasives are present.

Ceramic Hybrid: Used in applications with low lubricity. Acid & chemical resistant.

ABANAKI'S Oil Concentrators®

The Oil Concentrator® is an option available on all ABANAKI oil skimmers. Under most operating conditions ABANAKI oil skimmers will pick up oil with less than 5% water. But as surface oil is reduced to a thin layer (1/16 to 1/8 inches thick), more water or coolant may also be picked up along with the oil. When used in tandem with the oil skimmer, an Oil Concentrator will solve this problem, and provides virtually complete oil /water separation, saving money and improving the efficiency of the skimmer.

Based on the principle of gravity separation, the Oil Concentrator uses no electricity, timers, sensors, pumps, or other moving parts. The Oil Concentrator sits behind the skimmer and receives its discharged oil. The unit comes complete with a mounting bracket, removable sludge screen and a drain plug to ease clean up. For higher viscosity oils or low temperature applications, a thermostatically controlled heater is available as an option.

Abanaki has thousands of skimmers installed worldwide at leading companies such as...

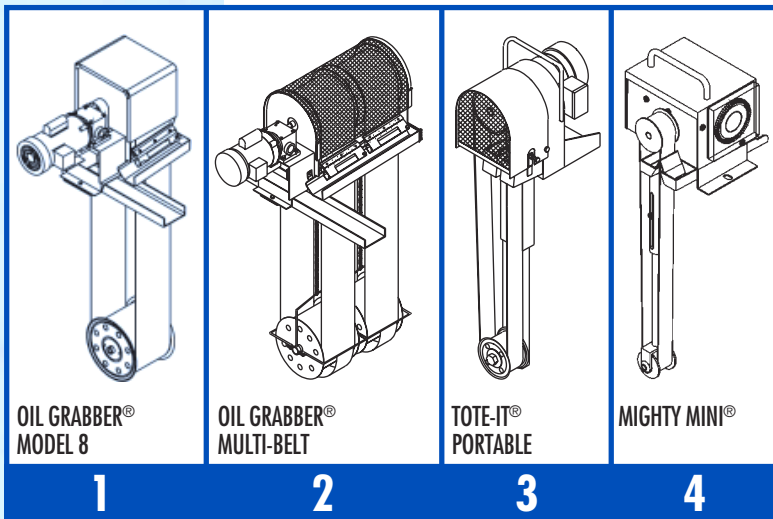
American Cyanamid
Armstrong World Industries
Bethlehem Steel
Boeing
British Steel
Bureau of Reclamation
Caterpillar
Chevron

Corning
Dow Chemical
Eaton
Flying J
Ford Motor
General Electric
Henry Filters
Honda

John Deere
Kaiser Aluminum
Lockheed
Mazak
Monroe Auto Equipment
New York Power Authority
Nissan Motor
Norfolk Southern Railroad

Nucor-Yamato Steel
Outboard Marine
TRW
Union Pacific Railroad
United Airlines
USS Great Lakes Fleet
Volvo AB
Wartsila Diesel
Westinghouse Electric

Abanaki Oil Skimmer Quick Selector Chart



Other Oil Skimming Products From Abanaki:

- For Most Applications:**
Single 8-inch wide belt (20.3 cm)
Any length belt
Capacity: 40 GPH (151.4 LPH)
- For High Volume:**
Two to five 8-inch belts (20.3 cm)
Any length belts
Capacity: to 200 GPH (757.1 LPH)
- Portable for Moderate Capacity Applications:**
Single belt: 2-inch or 4-inch (5.1 or 10.2 cm)
Belt length: 1' - 6" to 5'-0" (45.2 to 152.4 cm)
Capacity: 6 GPH - 2" belt (15.1 LPH - 5.1 cm belt)
12 GPH - 4" belt (22.7 LPH - 10.2 cm belt)
- Small Applications (Parts Washers, CNC Machines, 55 Gal. Drums):**
Single belt: 1-inch or 2-inch (25.4 or 50.8 mm)
Belt length: 6", 12", 18", 24" (153, 305, 458, 610 mm)
Capacity: 1 GPH - 1" belt (3.81 LPH)
2 GPH - 2" belt (5.71 LPH)

OIL GRABBER® MODEL 4

For more information, please contact:

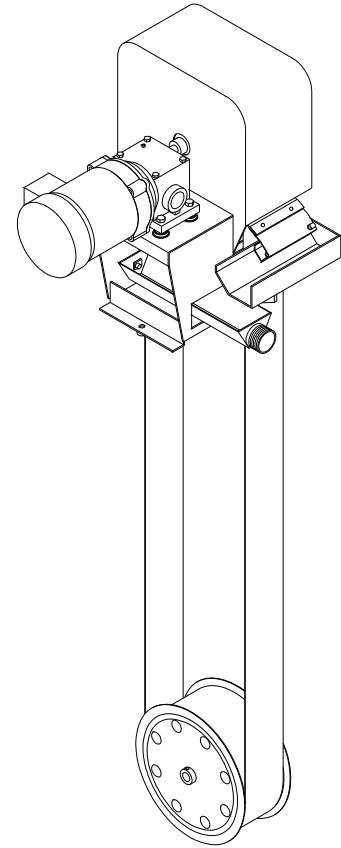


ABANAKI
CORPORATION
OIL SKIMMER DIVISION
17387 Munn Road • Chagrin Falls, Ohio 44023
Ph: (440) 543-7400 • FAX: (440) 543-7404
800-358-SKIM (7546)
<http://www.abanaki.com>

Oil Grabber[®] Model 4

Quick Summary:

Essentially the same as the Model 8², the Model 4 and its patented technology will fit into a smaller sump opening with its' 4" belt. Mounting and discharge using a 4" or 5" channel is standard. Other options include: a 4' mounting stand with 5" channel combination, or a flat mount arrangement with discharge through a 1-1/2" M.P.T. The Model 4 can accept any standard 56 C-Face motor or metric D63C frame size motor with optional gear reducer.



Highlights:

1. A 4" continuous belt of corrosion resistant steel or elastomer up to 100 ft in length.
2. Oil discharge is through 1-1/2" M.P.T. outlet
3. A removable steel mesh guard for visual inspection of drive pulley.
4. Belt removal requires no tools.
5. TEFC motor std. 1PH or 3PH
6. Removes up to 20 gallons of medium weight per hour.
7. Adjustable wiper blade assembly.

Quick Chart:

STANDARD MOTOR

OPTIONAL MOTOR

CAP. GAL.	MODEL	BELT WIDTH	BELT LENGTH	RPM AMPS	VOLTS Hz	PHASE	RPM AMPS	VOLTS Hz
20	4	4"	Up to 100 ft.	1725 RPM 5/2.6/2.5	115/208-230 60Hz	1 PH TEFC	1425 RPM 7.2/3.6	110/220 50Hz
20	4	4"	Up to 100 ft.	1725 RPM 1.4/1.3/.65	208-230/460 60Hz	3 PH TEFC	1425 RPM 2/1.2/1	220/380/440 50Hz

Note:

Additional motors, including explosion proof, are available per customer specification. See motor spec sheet for complete listing of motors. Always consult the factory for special applications.

SKIMMER SPECIFICATION SHEET

PART 1: GENERAL

1.01 Construction

1. Solid welded carbon steel with a baked on powder coat finish.
 - A. Color: RAL5005 or equivalent (Dark Blue).
2. Stainless Steel.

1.02 Pulley Types

1. Drive Pulley (Head Pulley)
 - A. Magnetic drive pulley for metal belt. Two magnet assemblies per cross bar with 8 cross bars per head.
2. Tail Pulley
 - A. Solid drum type, free floating in belt. With collars for shaft when yoke & chain are required.
 - B. High Capacity.

1.03 Motor: (one of two motors standard)

- 1/4 H.P. 1 PH 60Hz TEFC
1725 RPM 56 C-Face
115/208-230 Volt
5 / 2.6 / 2.5 Amps
or
1/4 H.P. 3 PH 60Hz TEFC
1725 RPM 56 C-Face
208-230/460 Volt
1.4 / 1.3 / .65 Amp

1.04 Gear Reducer

1. Standard C-Face
 - A. 150:1 double reduction
 - B. Oil filled
 - C. Bronze gears/ball bearings

See separate specification sheet for additional details

1.05 Guard

1. Standard enclosed steel housing with a flat steel mesh screen door for access for drive pulley area.

1.06 Belt Material and Length

1. Standard Corrosion Resistant Steel Belt.
2. Length as required up to 100'.

1.07 Wiper Blades

1. Standard Material: Nitrile.
 - A. Front Wiper Assembly - Spring tensioned with single wiper insert.
 - B. Rear Wiper Assembly - Stationary wiper holder, single wiper insert.

1.08 Oil Discharge Outlet

1. Standard Channel Mount
 - A. Dual troughs discharging into a single 5" channel to oil collection tank.
2. Flat Surface Mount *Optional*
 - A. Dual troughs discharging through a 1-1/2" M.P.T.

1.09 Mounting Arrangements

1. Standard Skimmer Configuration
 - A. 5 x 6.7 (5" channel) x 20" long minimum; also doubles as discharge outlet.
2. Optional Skimmer Configurations
 - A. Flat Surface Mount with 1-1/2" M.P.T. for piped discharge.
 - B. 4 x 7.25 (4" channel) same as 1.09.1, use of 5 x 6.7 preferred.

1.10 Weights and Size

1. 62 lbs. skimmer + 20 lbs. motor = 82 lbs/unit
2. Overall size of unit: 24-1/2"L x 18-1/4"W x 21-1/4"H

1.11 Mounting Requirements

1. Minimum Opening for Tail Pulley with Yoke and Retainer: 16" Dia.
2. Minimum Opening for Tail Pulley with Yoke: 13" Dia.
3. Minimum Mounting Height: 21-1/4"
4. Minimum Mounting Height w/optional 4' stand: 69-1/2"

1.12 Power Requirements

1. Per customers motor spec.
2. Hard wired per motor and local/national code.

1.13 Optional Mounting Arrangements

1. 1x8 Mounting Stand will support a single 1x4 and a single OC-110 decanter. Stand is 48" high.

Oil Grabber[®] Model 4

Standard motors 60 Hz:

1/4 H.P. 1 PH 60 Hz TEFC
1725 RPM 56 C-Face
115/208-230 Volt
5 / 2.6 / 2.5 Amp

or

1/4 H.P. 3 PH 60Hz TEFC
1725 RPM 56 C-Face
208-230/460 Volt
1.4 / 1.3 / .65 Amp

1/3 H.P. 3 PH 60 Hz EXP.
1725 RPM 56 C-Face
208-230/460 Volt
1.8 / 1.6 / .8 Amp

1/2 H.P. 3 PH 50 Hz EXP.
1425 RPM 56 C-Face
220/380/440 Volt
2 / 1.2 / 1 Amp

1/2 H.P. 1 PH 50 Hz EXP.
1425 RPM 56 C-Face
110/220 Volt
7.2 / 3.6 Amp

Optional 50Hz motors:

1/2 H.P. 1 PH 50 Hz TEFC
1425 RPM 56 C-Face
110/220 Volt
7.2 / 3.6 Amp

or

1/2 H.P. 3 PH 50 Hz TEFC
1425 RPM 56 C-Face
220/380/440 Volts
2 / 1.2 / 1 Amp

Optional 575 Volt Motors

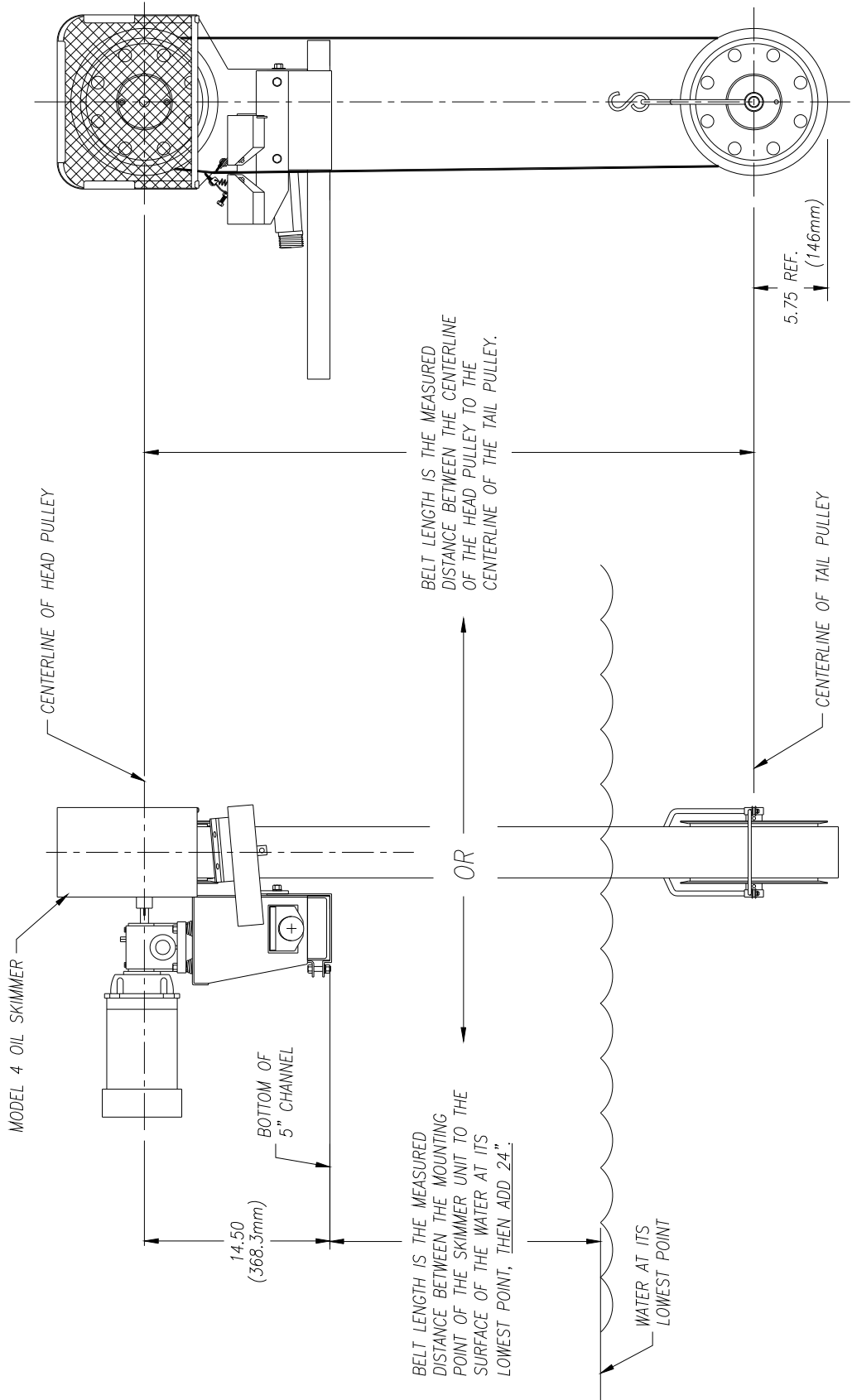
1/3 H.P. 3 PH 60 Hz TEFC
1725 RPM 56 C-Face
575 Volt
.64 Amp

1/2 H.P. 3 PH 60Hz EXP.
1725 RPM 56 C-Face
575 Volt
.9 Amp

Optional Explosion-Proof Motors 50 & 60 Hz:

1/3 H.P. 1 PH 60 Hz EXP.
1725 RPM 56 C-Face
115/208-230 Volt
6 / 3.2 / 3 Amp

1/2 H.P. 3PH 60Hz TEFC
1725 RPM 56 C-Face
575 Volt
.8 Amp



UNLESS OTHERWISE SPECIFIED DIMENSIONS ARE IN INCHES
 DECIMAL EQUIVALENTS:
 .0015" = .04mm
 .003" = .08mm
 .005" = .13mm
 .010" = .25mm
 .015" = .38mm
 .030" = .76mm
 .060" = 1.52mm
 .125" = 3.18mm
 .250" = 6.35mm
 .500" = 12.70mm
 1.000" = 25.40mm
 2.000" = 50.80mm
 4.000" = 101.60mm
 8.000" = 203.20mm
 16.000" = 406.40mm
 32.000" = 812.80mm

DO NOT SCALE DRAWING

DRAWN BY: Ken Fagan
 PRINTED ON: 12/11/98

DATE: 12/11/98

REV: 0

REVISIONS:

ABANAKI CORPORATION
 2000 Folsom Blvd. #2000 (400) 551-2000

MODEL 4 OIL SKIMMER
 BELT LENGTH
 LAYOUT DRAWING

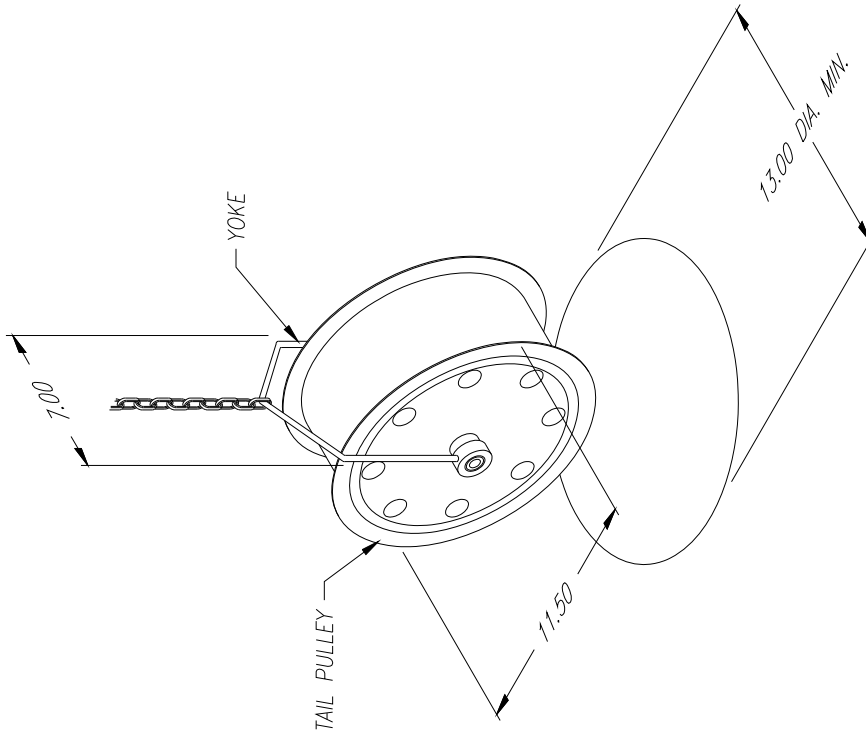
DATE: 12/11/98

REV: 0

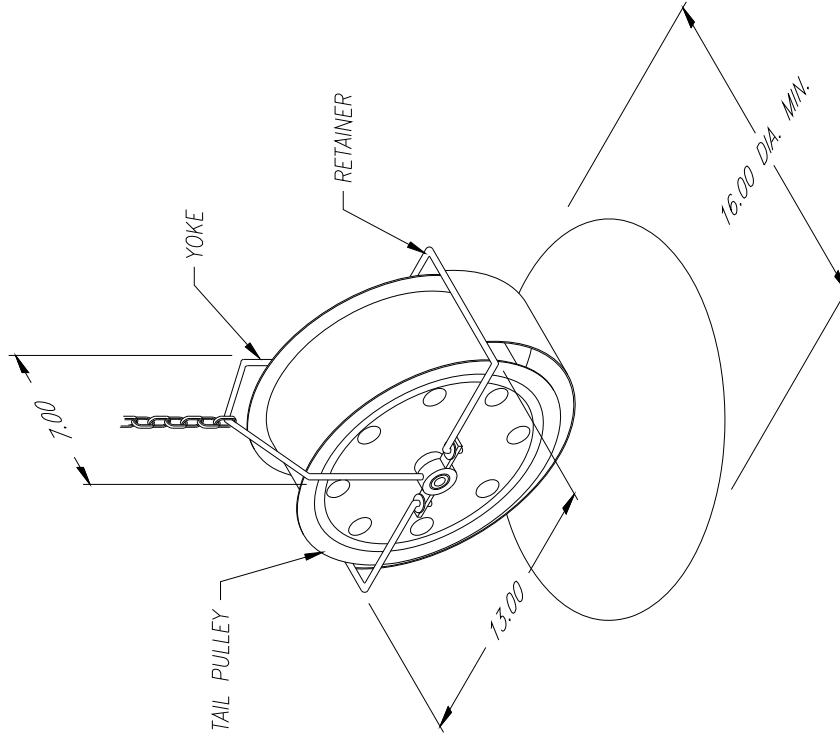
REVISIONS:

REV	DESCRIPTION	DATE	APPROVED

THIS PRINT IS THE PROPERTY OF ABANAKI CORPORATION. IT MAY NOT BE REPRODUCED IN ANY MANNER OR SUBMITTED TO ANY OUTSIDE PARTIES FOR EXAMINATION WITHOUT OUR EXPRESSED WRITTEN CONSENT. IT SHALL BE USED ONLY AS A MEANS OF REFERENCE TO WORK DESIGNED OR FURNISHED BY U.S. PATENTS PENDING.



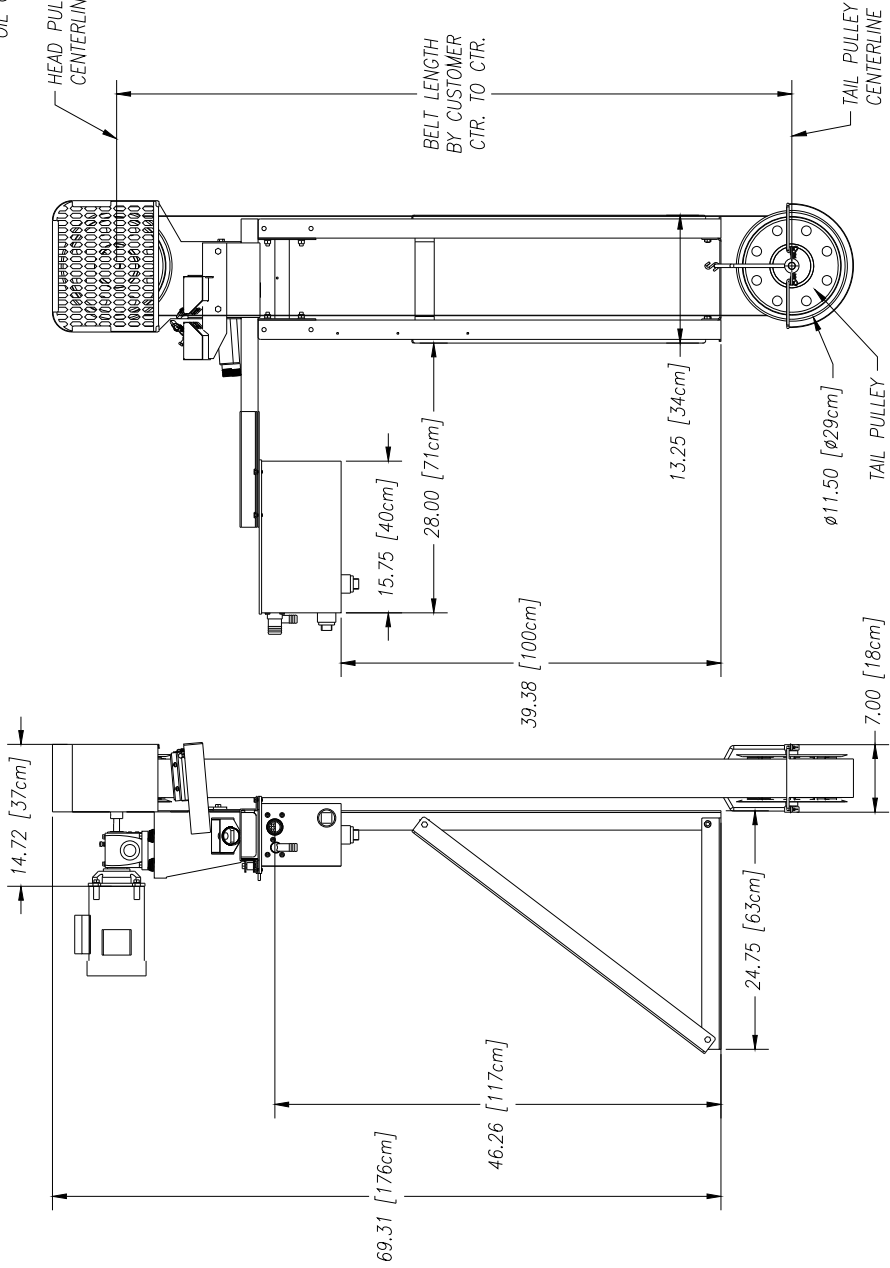
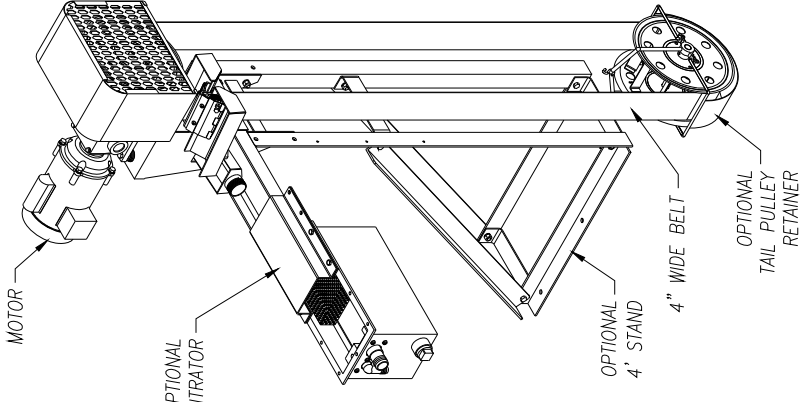
MINIMUM REQ'D OPENING FOR
TAIL PULLEY ONLY
OR
TAIL PULLEY WITH YOKE



MINIMUM REQ'D OPENING FOR
TAIL PULLEY Yoke & RETAINER

UNLESS OTHERWISE SPECIFIED DIMENSIONS ARE IN INCHES		ABANAKI CORPORATION	
TOLERANCES:		Chicago, Ill. (312) 442-7400 (442) 443-7400	
FRAMES	± .015	MODEL 4 TAIL PULLEY	
AXES	± .010	REQ'D OPENING	
KEYS	± .010	OVERALL DIMENSIONAL DRAWING	
DO NOT SCALE DRAWING		SIZE SCALE	REF
DRAWN BY: kmf/aa31		D	020C-000-001
DATE: 12/09/98		REVISES	SHEET 1 OF 1

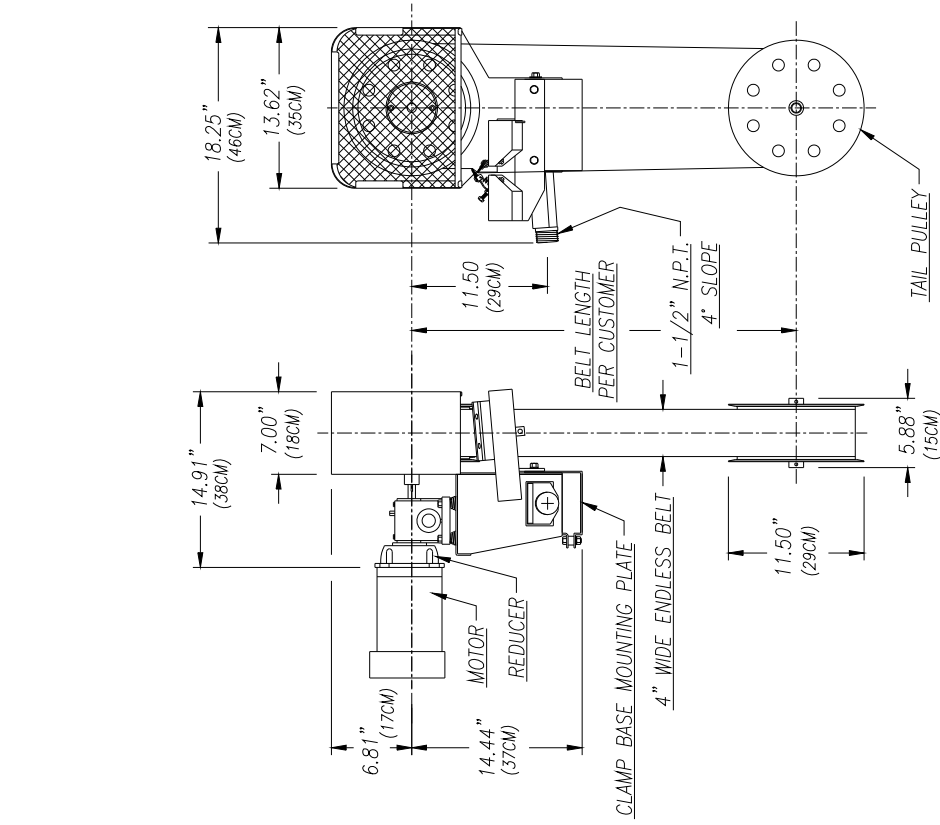
REV	DESCRIPTION	DATE	APPROVED
<p>THIS DRAWING IS THE PROPERTY OF ABANAKI CORPORATION. IT MAY NOT BE REPRODUCED IN ANY MANNER OR SUBMITTED TO ANY OUTSIDE PARTY FOR EXAMINATION WITHOUT OUR EXPRESSED WRITTEN CONSENT. IT SHALL BE USED ONLY AS A MEANS OF REFERENCE TO WORK DESIGNED OR FURNISHED BY US. U.S. PATENTS PENDING.</p>			



UNLESS OTHERWISE SPECIFIED DIMENSIONS ARE IN INCHES		ABANAKI CORPORATION Chicago, Ill., U.S.A. 60632 (403) 543-7400	
DECIMALS ± 0.05 FRACTIONS ± 0.01		MODEL 4 OIL SKIMMER W/STAND & CC-110 OVERALL DRAWING	
DO NOT SCALE DRAWING	DATE: 01/29/07	REP. NO. M4-ASSY09	REV. 0
DRAWN BY: Ken Fagan	DATE: 01/29/07	SIZE: D	SHEET: 1 of 1

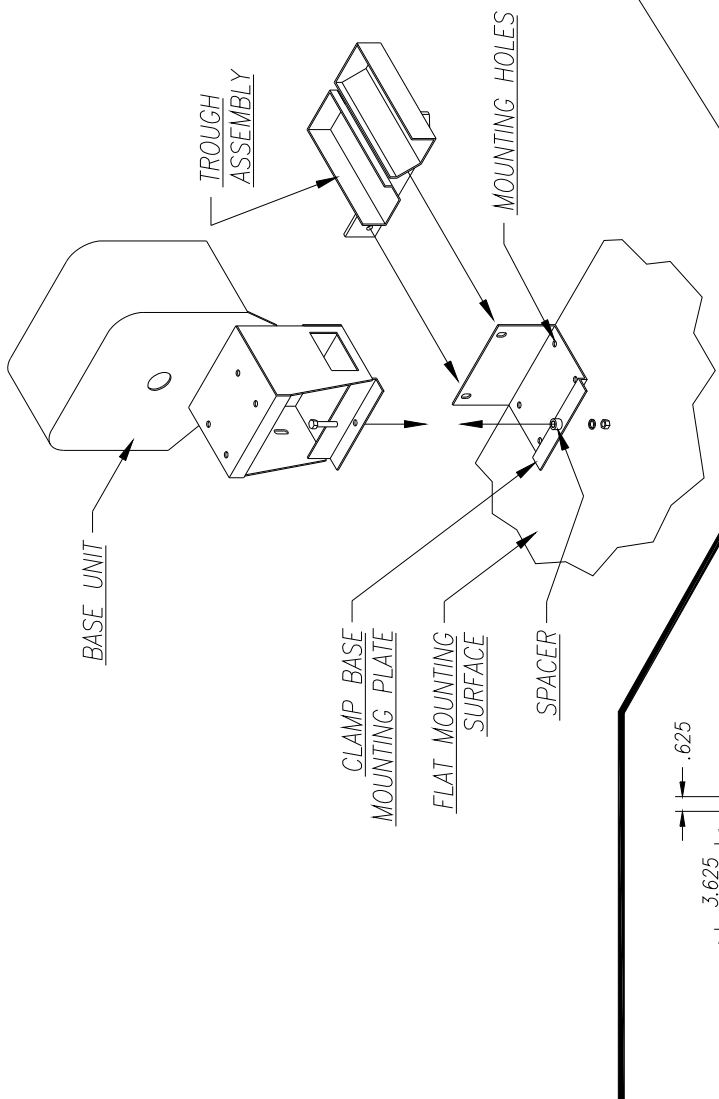
REV.	DESCRIPTION	DATE	APPROVED

THIS PRINT IS THE PROPERTY OF ABANAKI CORPORATION. IT MAY NOT BE REPRODUCED IN ANY MANNER OR SENT TO ANY OTHER PARTY WITHOUT OUR EXPRESS WRITTEN CONSENT. ALL RIGHTS ARE RESERVED. U.S. PATENTS PENDING.



FRONT VIEW

SIDE VIEW



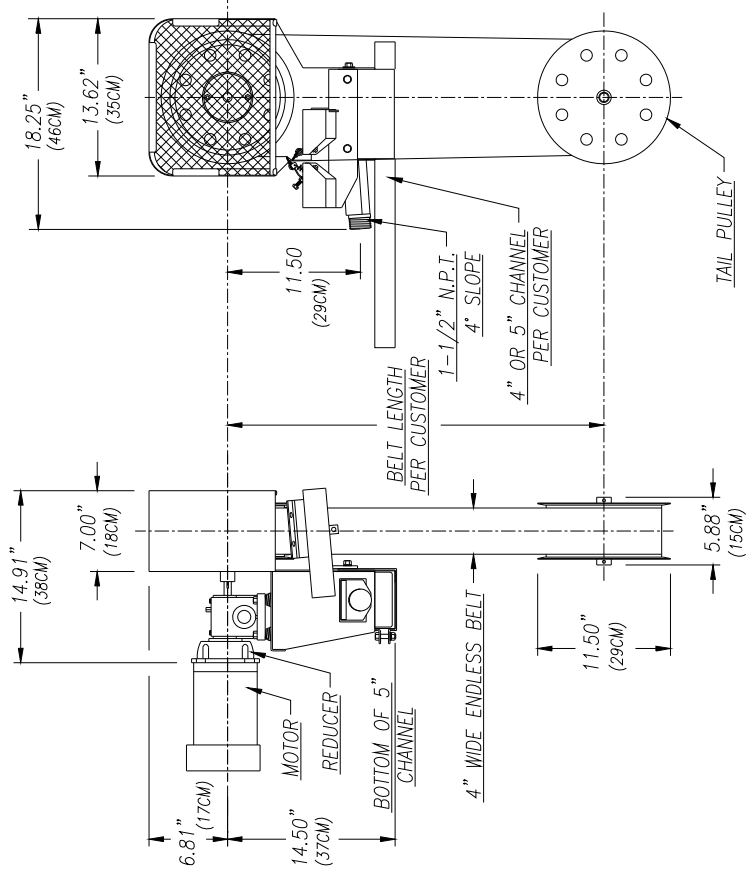
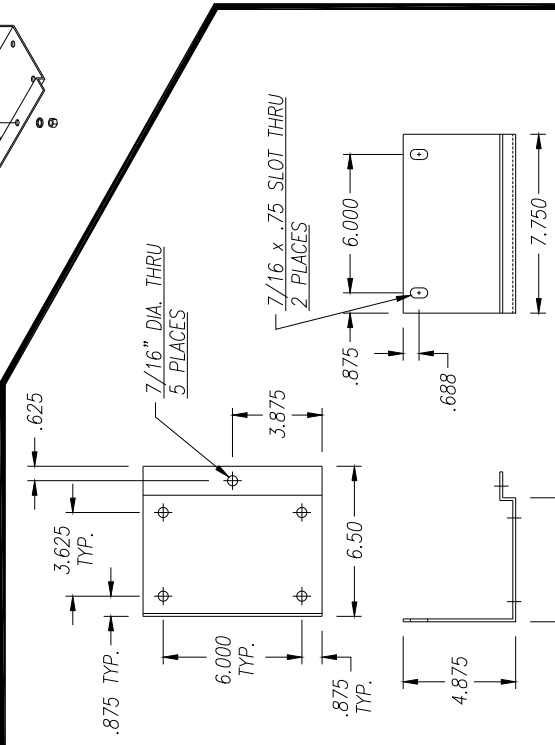
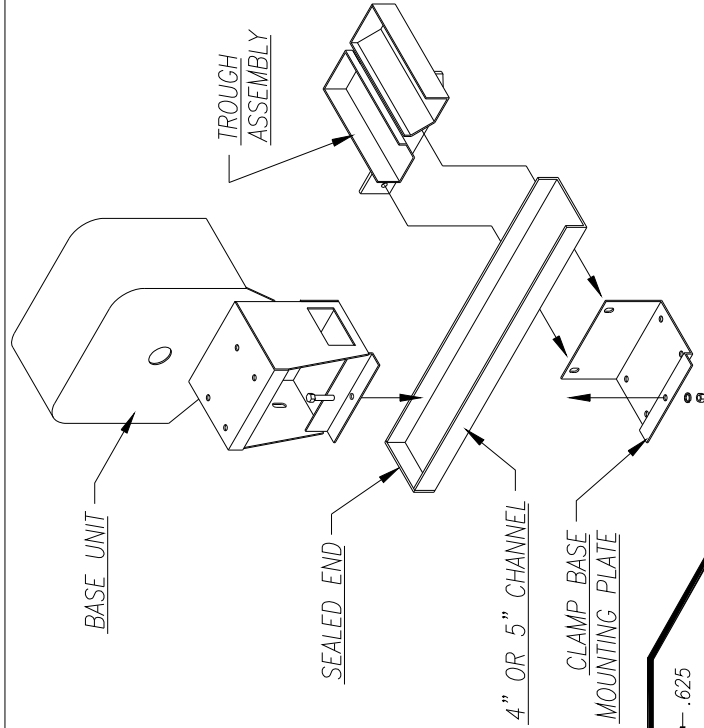
CLAMP BASE MOUNTING PLATE

REV	DESCRIPTION	DATE	APPROVED

THIS PRINT IS THE PROPERTY OF ABANAKI CORPORATION. IT MAY NOT BE REPRODUCED IN ANY MANNER OR FOR ANY PURPOSE WITHOUT THE WRITTEN PERMISSION OF ABANAKI CORPORATION. IT SHALL BE USED ONLY AS A MEANS OF REFERENCE TO WORK DESIGNED OR FURNISHED BY U.S. PATENTS PENDING.

UNLESS OTHERWISE SPECIFIED DIMENSIONS ARE IN INCHES DECIMALS ANGULAR & U.S.		DO NOT SCALE DRAWING	
TOLERANCES: .XX .010		FORM B	DATE 11/19/96
DRAWN BY Ken Eagan		SCALE D	OVERALL DRAWING
CHECKED BY			ASM-FL14
			SHEET 1 of 1

ABANAKI CORPORATION
 MODEL 1 x 4 OIL SKIMMER
 FLAT MOUNT
 Copyright © 1996



SIDE VIEW


FRONT VIEW

UNLESS OTHERWISE SPECIFIED DIMENSIONS ARE IN INCHES DECIMALS .XX ± .02 .XXX ± .010		ABANAKI CORPORATION Chicago, Ill. (Dist. 4032 140) 542-7400	
DO NOT SCALE DRAWING		MODEL 1 x 4 OIL SKIMMER CHANNEL MOUNT OVERALL DRAWING	
DRAWN BY: Kent F. 20231	DATE:	SHEET:	REV:
PRINTED IN U.S.A.	DATE: 11/19/96	SHEET: 1 of 1	REV: 0

REV	DESCRIPTION	DATE	APPROVED
	THIS PRINT IS THE PROPERTY OF ABANAKI CORPORATION. IT MAY NOT BE REPRODUCED IN ANY MANNER OR FOR ANY PURPOSES WITHOUT THE WRITTEN PERMISSION OF ABANAKI CORPORATION. IT SHALL BE USED ONLY AS A MEANS OF REFERENCE TO WORK DESIGNED OR FABRICATED BY U.S. PATENTS PENDING.		

A B A N A K I

OIL GRABBER® MODEL MB



Enjoy the Benefits of Oil Skimming!

- Most inexpensive way to remove oil from water
- Saves coolants by removing tramp oil
- Conserves parts wash water by removing oily wastes
- Prevents plugging of spray heads and filters
- Reduces fluid disposal costs
- Skimmed oil can be recycled and reused as a lubricant or fuel
- Helps meet government requirements for water discharge

General Description

The Abanaki Model MB Oil Grabber is a dependable and effective means of removing oil from water and water-base solutions. Often, skimming by itself will reduce oil to an acceptable level of water purity. Depending on the characteristics of the liquid, it is possible for the Model MB alone to reduce oil content to less than five parts per million in water. The unit can be used as a pretreatment before filtration, and in conjunction with a coalescing system.

The Model MB utilizes continuous belts and wipers to remove up to 200 gallons of oil per hour from the fluid surface. The belts, operating on a motor and pulley system, run through contaminated liquid to pick up oil from the surface. After traveling over the head pulley, the belts pass through tandem wiper blades where oil is scraped off both sides of each belt and discharged. The tail pulleys have flanges which allow them to roll freely on the inside of the belts without becoming dislodged. These lower pulleys require no bearings and do not need to be fastened to the tank. If turbulent conditions exist, an optional tether and cage assembly prevents the tail pulleys from being dislodged.

Oil skimming makes use of the differences in specific gravity and surface tension between oil and water. These physical characteristics allow the belts to attract oil and other hydrocarbon liquids from the surface of the fluid. The Model MB can be used in tanks with depths as shallow as one foot or as deep as 100 feet.

The Model MB Advantages

- A single unit elevates and separates oil
- Lifts oil any distance without the need of expensive pumps
- Maintains skimming efficiency with fluctuating fluid level
- Can be used in depths as shallow as one foot, or as deep as 100 feet
- Requires no tank modifications in most applications
- Operates in turbulent liquid using optional tail pulley cage and tether assembly
- Easy mounting and fast cleaning, with minimal maintenance



ABANAKI
CORPORATION
OIL SKIMMER DIVISION
17387 Moore Road • Chagrin Falls, Ohio 44023
Ph: (440) 543-7400 • FAX: (440) 543-7404
800-358-SKIM (7546)
<http://www.abanaki.com>

OIL GRABBER® MODEL MB

Where To Use The Model MB

The Model MB is designed for those applications where other skimmers do not provide adequate removal capacity. Multiples of two, three, or five belts are available. From a mere shimmer on top of water to a heavy oil slick, the Model MB performs efficiently, removing up to 200 gallons of oil per hour.

Typical Applications

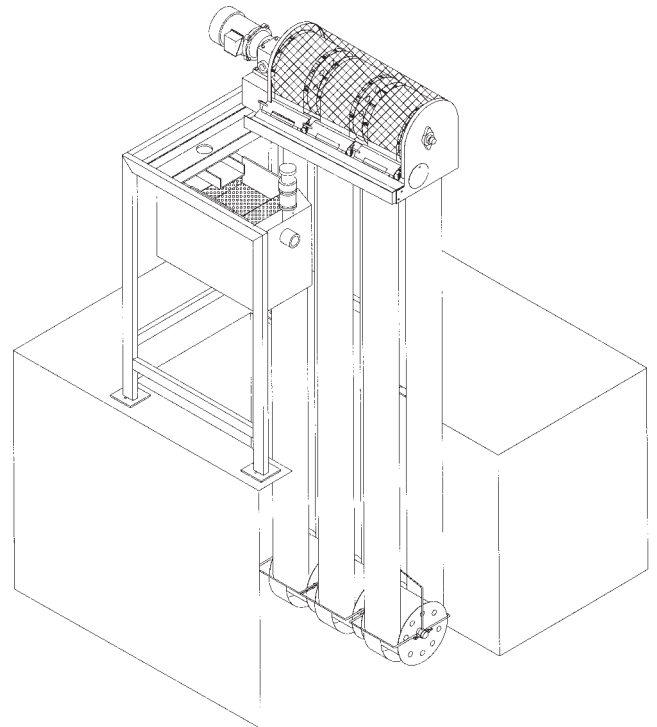
- Wastewater sumps
- Outdoor ponds, lakes, and basins
- Coolant systems
- Underground tanks
- Food processing plants
- Aircraft service areas and tarmac runoff
- Parking lots, garages, and service facilities
- Truck, locomotive, and other mobile equipment washing facilities

Rugged Construction for Harsh Conditions

The Model MB is designed to last for many years. With the proper configuration it can handle liquid temperatures up to 212°F, and the pH of the fluid can range from 1 to 13. Belts are made of corrosion-resistant steel, carbon steel, or a specially engineered polymer. The skimmer drive includes an oil filled gear reducer with bronze gears and ball bearings. The motor, reducer, and powder coated finish of the weldments give the the Model MB exceptionally long life, even under the harshest conditions.

Key Features of the Model MB:

- Requires only a small area in the tank or sump
- Easy mounting
- High temperature capability
- Chip resistant powder finish
- Hazardous duty and food grade options
- Custom designs and turnkey systems available
- Fast cleaning with minimal maintenance



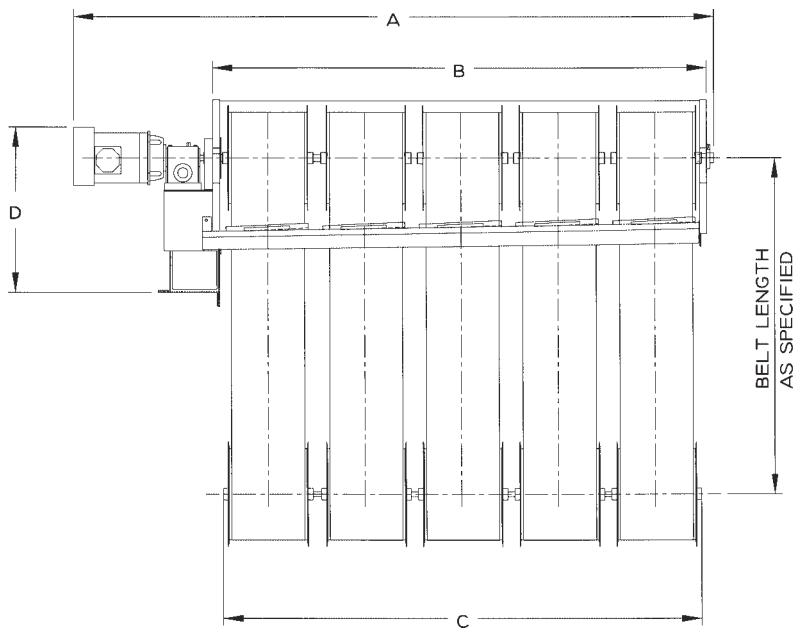
ABANAKI
CORPORATION
OIL SKIMMER DIVISION
17387 Munn Road • Chagrin Falls, Ohio 44023
Ph: (440) 543-7400 • FAX: (440) 543-7404
800-358-SKIM (7546)
<http://www.abanaki.com>

Approximate Oil Removal Rates and installation dimensions for Model MB Skimmers

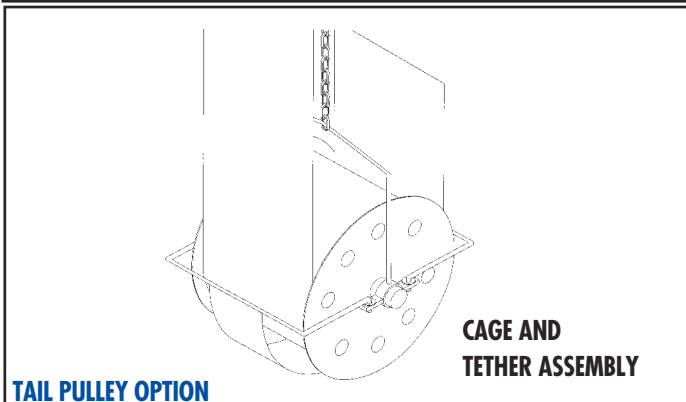
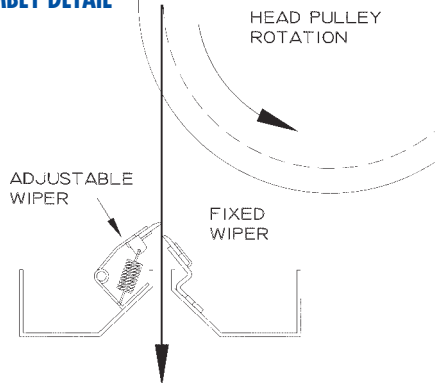
No. of Belts	Removal Rate, gph (lph)*	A dim., in. (cm)	B dim., in. (cm)	C dim., in. (cm)	D dim., in. (cm)
2	80 (303)	38 (97)	211/8(54)	21 7/8 (54)	15 (38)
3	120 (454)	48 3/4 (124)	31 3/4 (81)	31 1/2 (80)	15 (38)
5	200 (757)	70 (178)	53 (135)	52 3/4 (135)	15 (38)

*Removal Rate is based on 30 weight oil in water

MODEL MB DETAIL



WIPER ASSEMBLY DETAIL



TAIL PULLEY OPTION

Specifications:

Removal Rate

(See Table)

Tail Pulley

Specify standard or high capacity.

(The high capacity option uses a patented pulley design that improves the adherence of oil to the inside of the belt, thus increasing the removal rate.)

Motor

Fractional, TEFC, gear motor operating on either 115/230VAC, single phase, 60Hz or 230/460 VAC, three phase, 60Hz.

Optional: 50Hz power source; explosion proof; drip proof; pneumatic; and wash down duty motors.

Belt Width

8 in. (20 cm)

Belt Length

User specified (see "Belt Selection" next page.)

Belt Material

Specify corrosion-resistant steel, carbon steel, or specially engineered polymer. (See "Belt Selection.")

Wiper

Nitrile standard; CRV optional. Specify wiper material based on temperature and fluid compatibility. (See "Operating Limits.")

Mounting Method

For MB 2x8 and 3x8 — Bracket for 5" steel channel (supplied by customer), with oil discharge through the channel.

For MB 5x8 — Bracket for 5" square tube (supplied by customer), with oil discharge through the channel.

Weights¹

Drive assembly and housing with motor, without belts or tail pulleys:

2 belt unit: 74 lbs. (34 kg) max.

3 belt unit: 86 lbs. (39 kg) max.

5 belt unit: 110 lbs. (50 kg) max.

Tail pulley (per belt): 10 lbs. (4.5 kg)

4 ft. corrosion-resistant steel belt: 7 lbs. (3.2 kg)

(belt weight varies according to actual length specified)

Options (Specify)

- Tail pulley cage and tether assembly for operation in turbulent liquids.
- Floor mounted support stand.
- 316 stainless steel housing.
- Thermostatically controlled heaters (115/230VAC, 900 Watts; the heater hood replaces the standard drive unit cover.)
- Oil Concentrator[®] for virtually water-free oil (see Abanaki Oil Concentrator[®] on next page.)
- Float switch with signal light (fits in 3/4" drum bung) to prevent discharge drum overflow.
- Poly-shelters, reinforced for durable protection in outside applications
- Timer and electrical controls

Operating Limits

Wipers²

Temperature of Liquid	pH 1-5 (acidic)	pH 6-8 (neutral)	pH 9-14 (alkaline)
33°F-180°F (0.5°C-82°C)	viton	nitrile	viton
181°F-212°F (83°C-100°C)	viton	viton	viton

Belts²

Temperature of Liquid	pH 1-5 (acidic)	pH 6-8 (neutral)	pH 9-14 (alkaline)
33°F-180°F (0.5°C-82°C)	CR steel, polymer	carbon steel, polymer	polymer
181°F-212°F (83°C-100°C)	CR steel	carbon steel, CR steel	CR steel

Standard

Configuration

The standard Model MB is supplied with a motor belt guard, spring-loaded adjustable wiper blade assembly, skimmer belt, tail pulley, and assembly instructions.

Specification Notes:

1. The Model MB is shipped by motor freight.
2. Consult factory for recommendations covering operating conditions not listed here.

Belt Selection

Belt Length

To specify the belt length: Measure from the drive unit mounting plane to the surface of the liquid at its lowest level and add 24 inches (61 cm). (Generally, the lowest level allowed is about one foot, and can never be the bottom of the tank.)

Belt Material

Experience has shown that belt skimmers require a minimum square footage of space for installation and operation, yet they surpass the requirements for most applications. Abanaki single material belts include corrosion-resistant steel (standard), carbon steel, or a specially engineered polymer. There is no delamination to worry about with a single material belt.

Corrosion-resistant Steel - Proven to be a reliable belting material of choice: durable and trouble free. This material stands up to high temperatures and harsh chemicals.

Carbon Steel - Used in applications where the skimmer is operating 24 hours a day or when the liquid has neutral pH.

Engineered Polymer - Used in applications where abrasive particles are present or when physical abuse of the belt is likely.

When in doubt, consult factory for advice on the best belt for your application.

Abanaki has thousands of skimmers installed worldwide at leading companies such as...

American Cyanamid
Armstrong World Industries
Bethlehem Steel
Boeing
Bureau of Reclamation
Caterpillar
Chevron
Corning
Dow Chemical

Eaton
Flying J
Ford Motor
General Electric
Henry Filters
John Deere
Kaiser Aluminum
Mazak
Monroe Auto Equipment

New York Power Authority
Nissan Motor
Outboard Marine
TRW
United Airlines
US Gypsum
US Repeating Arms
USS Great Lakes Fleet
Westinghouse Electric

ABANAKI'S Oil Concentrators®

The Oil Concentrator® is an option available on all ABANAKI oil skimmers. Under most operating conditions ABANAKI oil skimmers will pick up oil with less than 5% water. But as surface oil is reduced to a thin layer (1/16 to 1/8 inches thick), more water or coolant may also be picked up along with the oil. When used in tandem with the oil skimmer, an Oil Concentrator will solve this problem, and provides virtually complete oil /water separation, saving money and improving the efficiency of the skimmer.

Based on the principle of gravity separation, the Oil Concentrator uses no electricity, timers, sensors, pumps, or other moving parts. The Oil Concentrator sits behind the skimmer and receives its discharged oil. The unit comes complete with a mounting bracket, removable sludge screen and a drain plug to ease clean up. For higher viscosity oils or low temperature applications, a thermostatically controlled heater is available as an option.

OIL GRABBER® MODEL MB

For more information, please contact:



ABANAKI
CORPORATION
OIL SKIMMER DIVISION
17387 Munn Road • Chagrin Falls, Ohio 44023
Ph: (440) 543-7400 • FAX: (440) 543-7404
800-358-SKIM (7546)
<http://www.abanaki.com>

Optional Equipment Shown In Some Views.

© Abanaki Corporation, 1997

ABANAKI

Oil Grabber® Model MB - Multi Belts

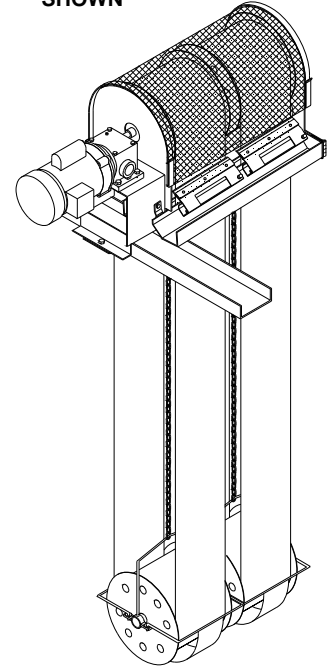
Quick Summary:

A heavy duty oil skimmer to solve serious oil contamination problems. Special options available with the Model MB include: all stainless steel construction, infrared heater hood for non-explosive freezing applications and a complete system control box. Applications include: truck washes, heat treating plants, oil refineries and power plants.

Highlights:

1. An 8" continuous belt of corrosion resistant steel or elastomer up to 100 feet center to center.
2. Removable steel mesh guard for visual inspection of drive pulley.
3. TEFC motor.
4. Removes up to 40 gallons of medium weight oil per hour per 8" belt.

MB2X8
SHOWN



Quick Chart:

STANDARD MOTOR

OPTIONAL MOTOR

CAP. GAL.	MODEL	BELT WIDTH AREA	BELT LENGTH	RPM AMPS	VOLTS Hz	PHASE	RPM AMPS	VOLTS Hz
80	2 x 8	2 x 8"	Up to 100 ft.	1725 RPM 5/2.6/2.5	115/208-230 60Hz	1 PH TEFC	1425 RPM 7.2/3.6	110/220 50Hz
80	2 x 8	2 x 8"	Up to 100 ft.	1725 RPM 1.4/1.3/.65	208-230/460 60Hz	3 PH TEFC	1425 RPM 2/1.2/1	220/380/440 50Hz
120	3 x 8	3 x 8"	Up to 100 ft.	1725 RPM 5/2.6/2.5	115/208-230 60Hz	1 PH TEFC	1425 RPM 7.2/3.6	110/220 50Hz
120	3 x 8	3 x 8"	Up to 100 ft.	1725 RPM 1.4/1.3/.65	208-230/460 60Hz	3 PH TEFC	1425 RPM 2/1.2/1	220/380/440 50Hz
200	5 x 8	5 x 8"	Up to 100 ft.	1725 RPM 5/2.6/2.5	115/208-230 60Hz	1 PH TEFC	1425 RPM 7.2/3.6	110/220 50Hz
200	5 x 8	5 x 8"	Up to 100 ft.	1725 RPM 1.4/1.3/.65	208-230/460 60Hz	3 PH TEFC	1425 RPM 2/1.2/1	220/380/440 50Hz

Note:

Additional motors, including explosion proof, are available per customer specification. See motor spec sheet for complete listing of motors. Always consult the factory for special applications.

ABANAKI CORPORATION © All rights reserved 2004

17387 Munn Road Chagrin Falls, Ohio 44023 U.S.A.

Phone: 1-800-358-SKIM Fax: (440) 543-7404

www.abanaki.com

SKIMMER SPECIFICATION SHEET

PART 1: GENERAL

1.01 Construction

1. Solid welded carbon steel with a baked on powder coat finish.
 - A. Color: RAL5005 or equivalent (Dark Blue).
2. Stainless Steel.

1.02 Pulley Types

1. Drive Pulley (Head Pulley)
 - A. Magnetic drive pulley for metal belt. Two magnet assemblies per cross bar with 8 cross bars per head.
2. Tail Pulley
 - A. Solid drum type, free floating in belt.
 - B. Collars for shaft when used with yoke, chain & retainer.
 - C. High Capacity.

1.03 Motor: (one of two motors standard)

- 1/4 H.P. 1 PH 60Hz TEFC
1725 RPM 56 C-Face
115/208-230 Volt
5/2.6/2.5 Amps
or
1/4 H.P. 3 PH 60Hz TEFC
1725 RPM 56 C-Face
208-230/460 Volt
1.4 1.3 .65 Amp

1.04 Gear Reducer

1. Standard C-Face
 - A. 150:1 double reduction
 - B. Oil filled
 - C. Bronze gears/ball bearings

1.05 Guard

1. Standard flat steel mesh screen over drive pulley area.

1.06 Belt Material and Length

1. Standard Corrosion Resistant Steel Belt.
2. Length as required up to 100'.

1.07 Wiper Blades

1. Standard Material: Nitrile.
 - A. Front Wiper Assembly - Spring tensioned with single wiper insert.
 - B. Rear Wiper Assembly - Stationary wiper holder, single wiper insert.

1.08 Oil Discharge Outlet

1. Standard Channel Mount
 - A. Dual troughs discharging into a single 5" channel to oil collection tank.

1.09 Mounting Arrangements

1. Standard Skimmer Configuration
 - A. 5 x 6.7 (5" channel) x 20" long minimum; also doubles as discharge outlet.

1.10 Weights and Size

1. 74 lbs. skimmer + 20 lbs. motor = 94 lbs/unit
2. Overall size of unit: 38"L x 16-1/2"W x 21-1/4"H
3. Tail Pulley: 10 lbs. each

1.11 Mounting Requirements

1. Sump Opening size for Tail Pulleys with Yokes: 12" x 24"
2. Sump Opening size for Tail Pulleys with Yokes and Retainers: 14" x 24"
3. Minimum Mounting Height: 20"
4. Minimum Mounting Height w/optional stand: 66-3/8"

1.12 Power Requirements

1. Hard wired per motor and local/national code.

1.13 Optional Mounting Arrangements

1. 2x8 Mounting Stand will support up to a single 3x8 skimmer and up to a single OC-200 decanter with pivot mount.

SKIMMER SPECIFICATION SHEET

PART 1: GENERAL

1.01 Construction

1. Solid welded carbon steel with a baked on powder coat finish.
 - A. Color: RAL5005 or equivalent (Dark Blue).
2. Stainless Steel.

1.02 Pulley Types

1. Drive Pulley (Head Pulley)
 - A. Magnetic drive pulley for metal belt. Two magnet assemblies per cross bar with 8 cross bars per head.
2. Tail Pulley
 - A. Solid drum type, free floating in belt.
 - B. Collars for shaft when used with yoke, chain & retainer.
 - C. High Capacity.

1.03 Motor: (one of two motors standard)

- 1/4 H.P. 1 PH 60Hz TEFC
1725 RPM 56 C-Face
115/208-230 Volt
5 / 2.6 / 2.5 Amps
or
1/4 H.P. 3 PH 60Hz TEFC
1725 RPM 56 C-Face
208-230/460 Volt
1.4 / 1.3 / .65 Amp

1.04 Gear Reducer

1. Standard C-Face
 - A. 150:1 double reduction
 - B. Oil filled
 - C. Bronze gears/ball bearings

1.05 Guard

1. Standard flat steel mesh screen over drive pulley area.

1.06 Belt Material and Length

1. Standard Corrosion Resistant Steel Belt.
2. Length as required up to 100'.

1.07 Wiper Blades

1. Standard Material: Nitrile.
 - A. Front Wiper Assembly - Spring tensioned with single wiper insert.
 - B. Rear Wiper Assembly - Stationary wiper holder, single wiper insert.

1.08 Oil Discharge Outlet

1. Standard Channel Mount
 - A. Dual troughs discharging into a single 5" channel to oil collection tank.

1.09 Mounting Arrangements

1. Standard Skimmer Configuration
 - A. 5 x 6.7 (5" channel) x 20" long minimum; also doubles as discharge outlet.

1.10 Weights and Size

1. 86 lbs. skimmer + 20 lbs. motor = 106 lbs/unit
2. Overall size of unit: 42-1/2"L x 16-1/2"W x 20"H
3. Tail Pulley: 10 lbs. each

1.11 Mounting Requirements

1. Sump Opening size for Tail Pulleys with Yokes: 12" x 36"
2. Sump Opening size for Tail Pulleys with Yokes and Retainers: 14" x 36"
3. Minimum Mounting Height: 20"
4. Minimum Mounting Height w/optional stand: 66-3/8"

1.12 Power Requirements

1. Hard wired per motor and local/national code.

1.13 Optional Mounting Arrangements

1. 2x8 Mounting Stand will support up to a single 3x8 skimmer and up to a single OC-200 decanter with pivot mount.

SKIMMER SPECIFICATION SHEET

PART 1: GENERAL

1.01 Construction

1. Solid welded carbon steel with a baked on powder coat finish.
 - A. Color: RAL5005 or equivalent (Dark Blue).
2. Stainless Steel.

1.02 Pulley Types

1. Drive Pulley (Head Pulley)
 - A. Magnetic drive pulley for metal belt. Two magnet assemblies per cross bar with 8 cross bars per head.
2. Tail Pulley
 - A. Solid drum type, free floating in belt.
 - B. Collars for shaft when used with yoke, chain & retainer.
 - C. High Capacity.

1.03 Motor: (one of two motors standard)

- 1/4 H.P. 1 PH 60Hz TEFC
1725 RPM 56 C-Face
115/208-230 Volt
5 / 2.6 / 2.5 Amps
or
1/4 H.P. 3 PH 60Hz TEFC
1725 RPM 56 C-Face
208-230/460 Volt
1.4 / 1.3 / .65 Amp

1.04 Gear Reducer

1. Standard C-Face
 - A. 150:1 double reduction
 - B. Oil filled
 - C. Bronze gears/ball bearings

1.05 Guard

1. Standard flat steel mesh screen over drive pulley area.

1.06 Belt Material and Length

1. Standard Corrosion Resistant Steel
2. Length as required up to 100'.

1.07 Wiper Blades

1. Standard Material: Nitrile.
 - A. Front Wiper Assembly - Spring tensioned with single wiper insert.
 - B. Rear Wiper Assembly - Stationary wiper holder, single wiper insert.

1.08 Oil Discharge Outlet

1. Standard Channel Mount
 - A. Dual troughs discharging into a single 5" square tube to oil collection tank.

1.09 Mounting Arrangements

1. Standard Skimmer Configuration
 - A. 5" structural square tube 12ga. mount also doubles as discharge outlet.

1.10 Weights and Size

1. 110 lbs. skimmer + 20 lbs. motor = 130 lbs/unit
2. Overall size of unit: 70-1/2"L x 18"W x 26-1/2"H
3. Tail Pulley: 10 lbs. each

1.11 Mounting Requirements

1. Sump Opening size for Tail Pulleys with Yokes: 12" x 60"
2. Sump Opening size for Tail Pulleys with Yokes and Retainers: 14" x 60"
3. Minimum Mounting Height: 20"
4. Minimum Mounting Height w/optional stand: Per customer

1.12 Power Requirements

1. Hard wired per motor and local/national code.

1.13 Optional Mounting Arrangements

1. per customer.



Electric Motor List

OIL GRABBER[®] MODEL: MULTI BELTS

Standard motors 60 Hz:

1/4 H.P. 1 PH 60 Hz TEFC
1725 RPM 56 C-Face
115/208-230 Volt
5 / 2.6 / 2.5 Amp

or

1/4 H.P. 3 PH 60 Hz TEFC
1725 RPM 56 C-Face
208-230/460 Volt
1.4 / 1.3 / .65 Amp

Optional 50 Hz motors:

1/2 H.P. 1 PH 50 Hz TEFC
1425 RPM 56 C-Face
110/220 Volt
7.2 / 3.6 Amp

or

1/2 H.P. 3 PH 50 Hz TEFC
1425 RPM 56 C-Face
220/380/440 Volts
2 / 1.2 / 1 Amp

Optional Explosion-Proof Motors 50 & 60 Hz:

1/3 H.P. 1 PH 60 Hz EXP.
1725 RPM 56 C-Face
115/208-230 Volt
6 / 3.2 / 3 Amp

1/3 H.P. 3 PH 60 Hz EXP.
1725 RPM 56 C-Face
208-230/460 Volt
1.8 / 1.6 / .8 Amp

1/2 H.P. 3 PH 50 Hz EXP.
1425 RPM 56 C-Face
220/380/440 Volt
2 / 1.2 / 1 Amp

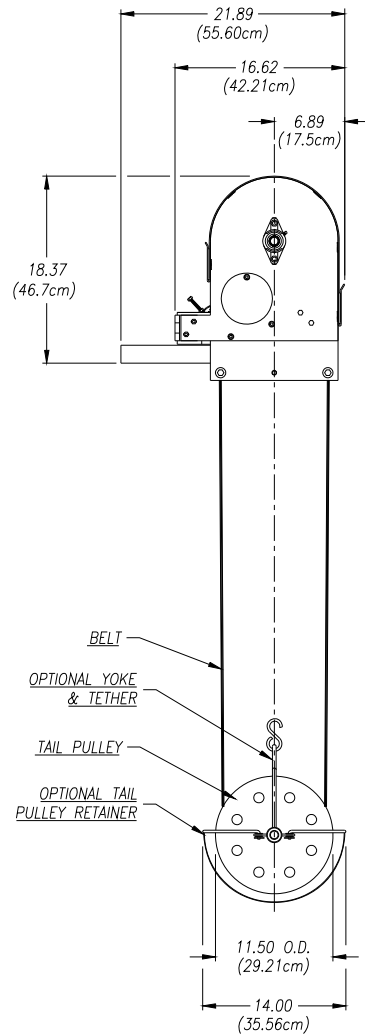
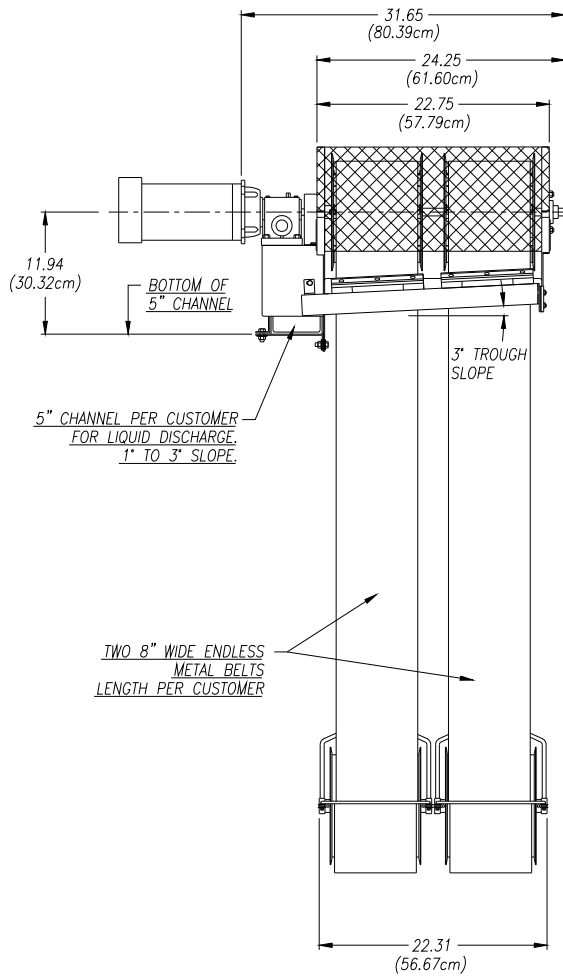
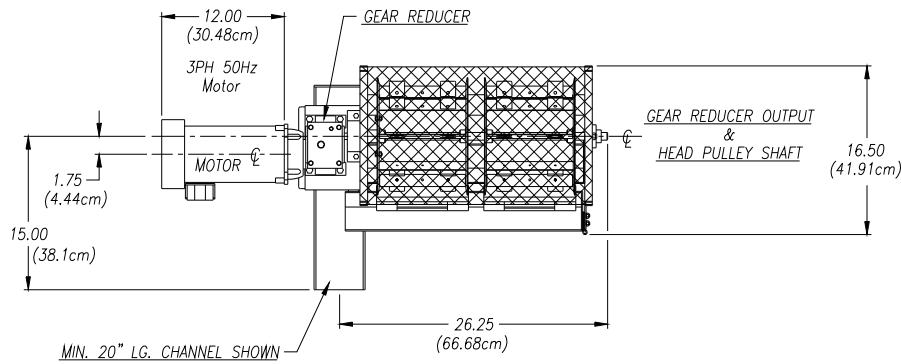
1/2 H.P. 1 PH 50 Hz EXP.
1425 RPM 56 C-Face
110/220 Volt
7.2 / 3.6 Amp

Optional 575 Volt Motors

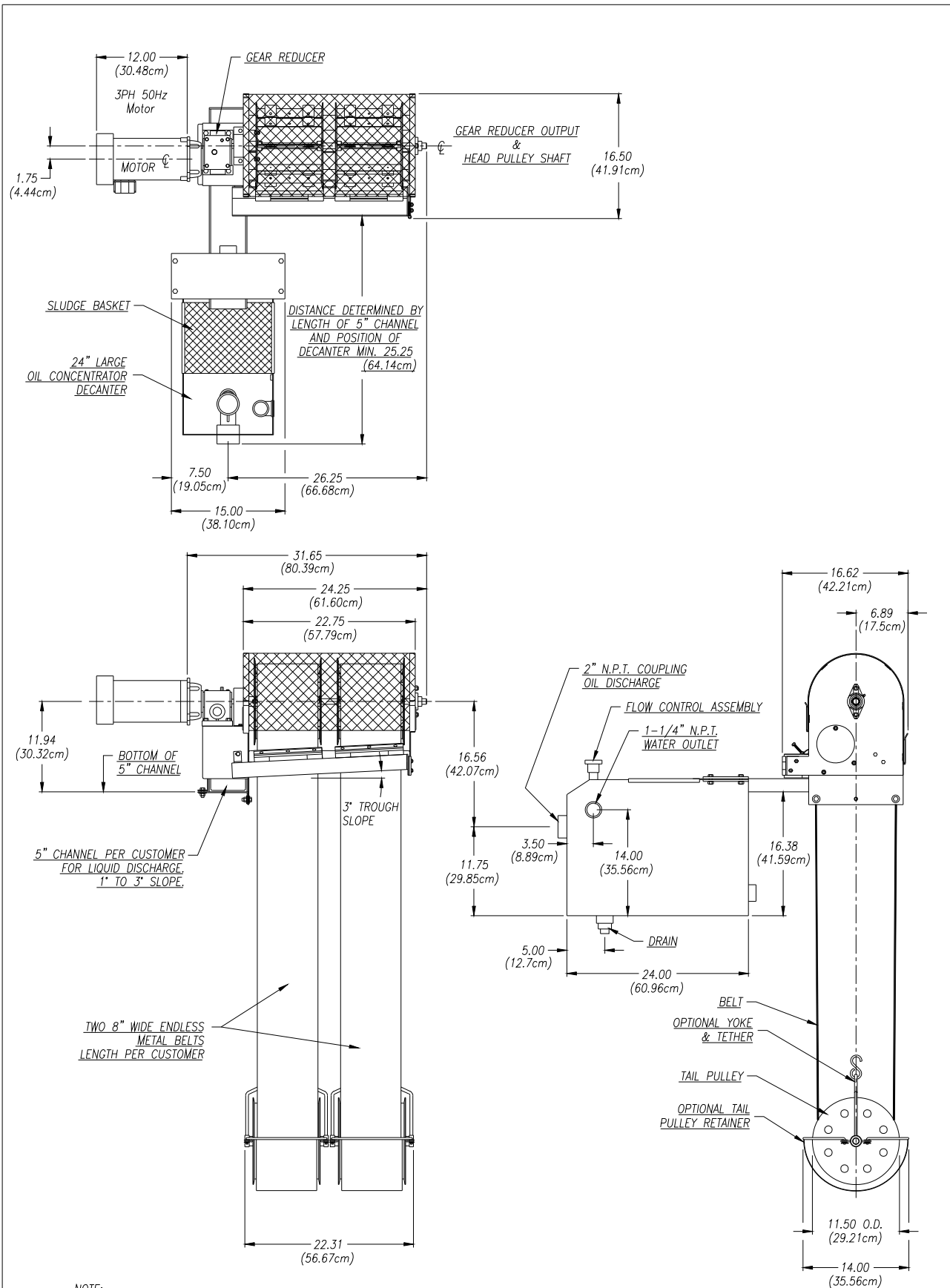
1/3 H.P. 3 PH 60 Hz TEFC
1725 RPM 56 C-Face
575 Volt
.64 Amp

1/2 H.P. 3 PH 60 Hz EXP.
1725 RPM 56 C-Face
575 Volt
.9 Amp

1/2 H.P. 3PH 60 Hz TEFC
1725 RPM 56 C-Face
575 Volt
.8 Amp



REV	DESCRIPTION	DATE	APPROVED	UNLESS OTHERWISE SPECIFIED DIMENSIONS ARE IN INCHES TOLERANCES:	MODEL 2x8 OIL SKIMMER	ABANAKI CORPORATION Chagrin Falls, Ohio 44023 (440) 543-7400		
				DECIMALS ± .05 ANGULAR ± 0.5° XXX ± .010 DO NOT SCALE DRAWING	OVERALL DRAWING	SIZE D	SCALE	DWG NO. 2-8DIM01
					DRAWN BY: Ken Pagan	DATE 03/12/97		REV 0
					PRINT ISSUED ON 03/12/97		DATE 03/12/97	SHEET 1 OF 1



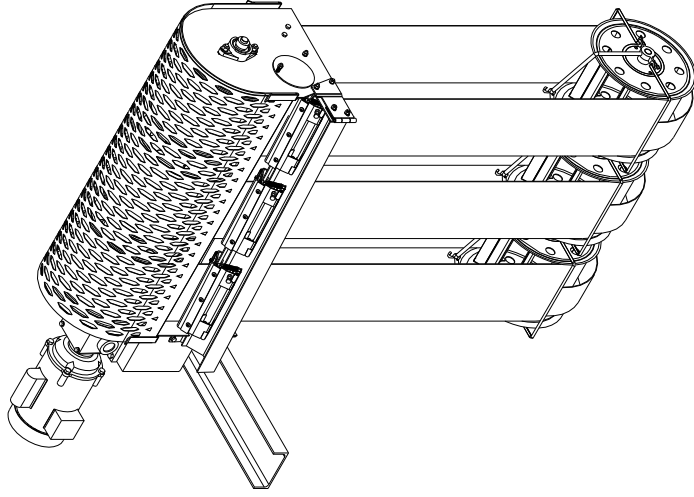
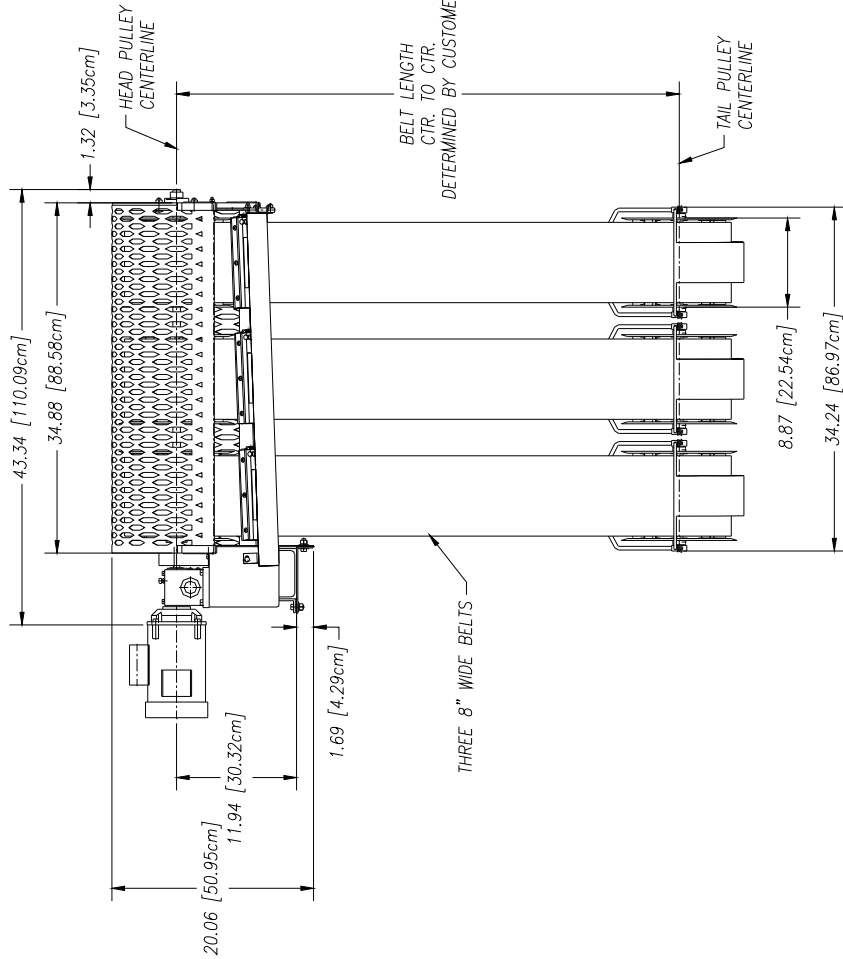
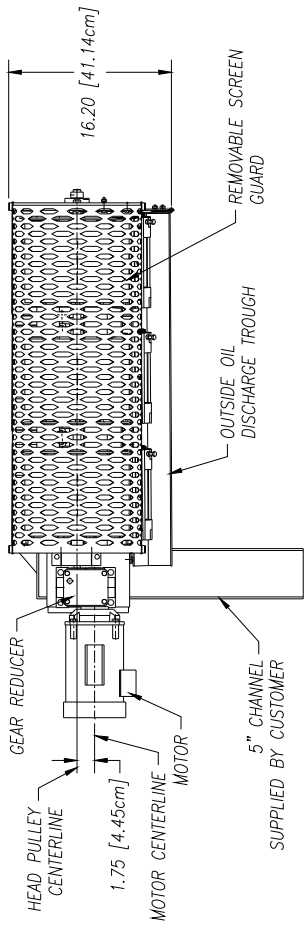
REV	DESCRIPTION	DATE	APPROVED

THIS PRINT IS THE PROPERTY OF ABANAKI CORPORATION. IT MAY NOT BE REPRODUCED IN ANY MANNER OR SUBMITTED TO ANY OUTSIDE PARTIES FOR EXAMINATION WITHOUT OUR EXPRESSED WRITTEN CONSENT. IT SHALL BE USED ONLY AS A MEANS OF REFERENCE TO WORK DESIGNED OR FURNISHED BY US. U.S. PATENTS PENDING.

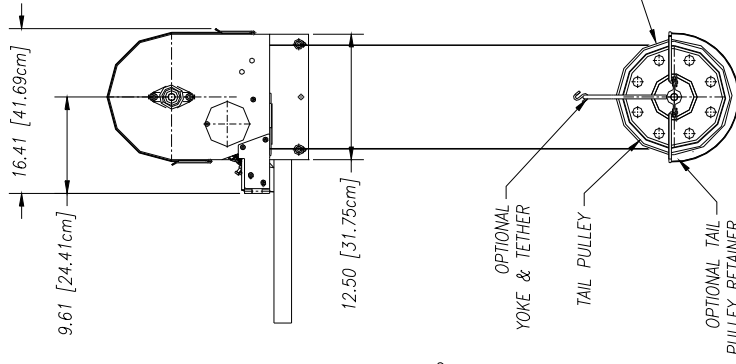
UNLESS OTHERWISE SPECIFIED DIMENSIONS ARE IN INCHES
TOLERANCES:
DECIMALS .XX ± .05
XXX ± .010
DO NOT SCALE DRAWING

MODEL 2x8 OIL SKIMMER
W/24" DECANTER
OVERALL DRAWING
DRAWN BY: Ken Fagan
PRINT ISSUED ON: 02/10/97

ABANAKI CORPORATION		Chagrin Falls, Ohio 44023 (216) 543-7400	
SIZE	SCALE	DWG. NO.	REV
D	~	M2-8-D	0
DATE	02/10/97	SHEET	1 of 1

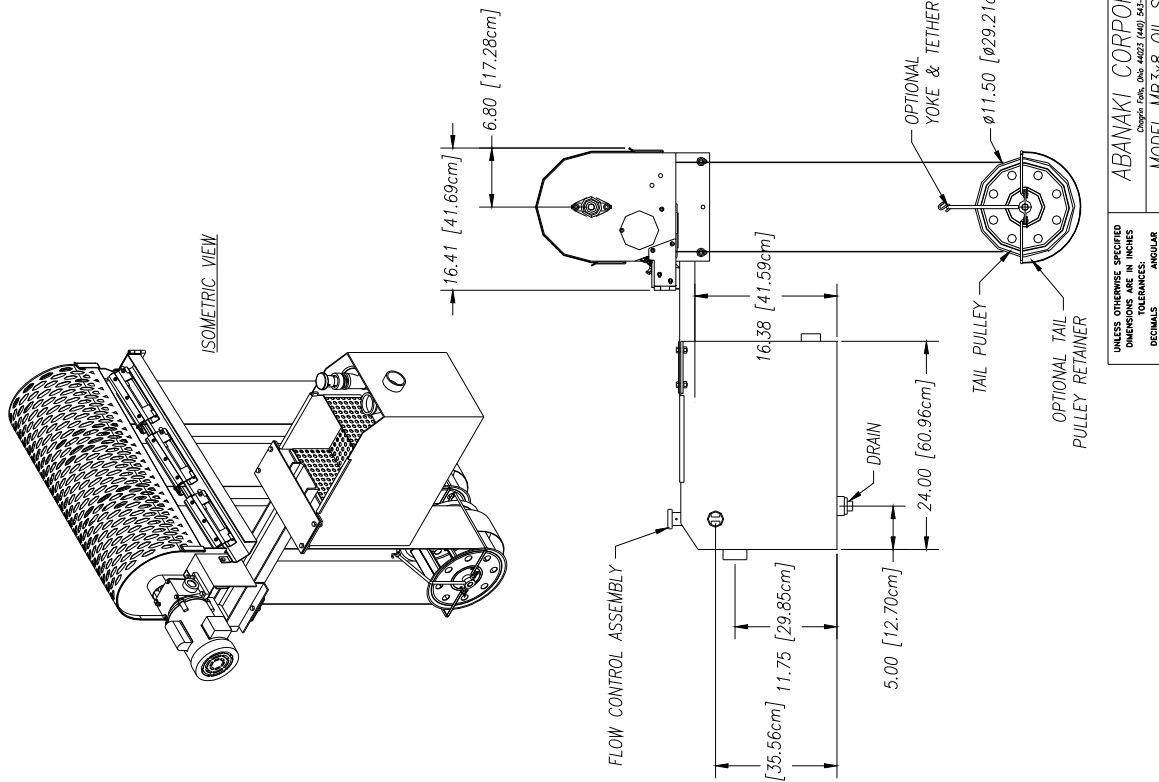
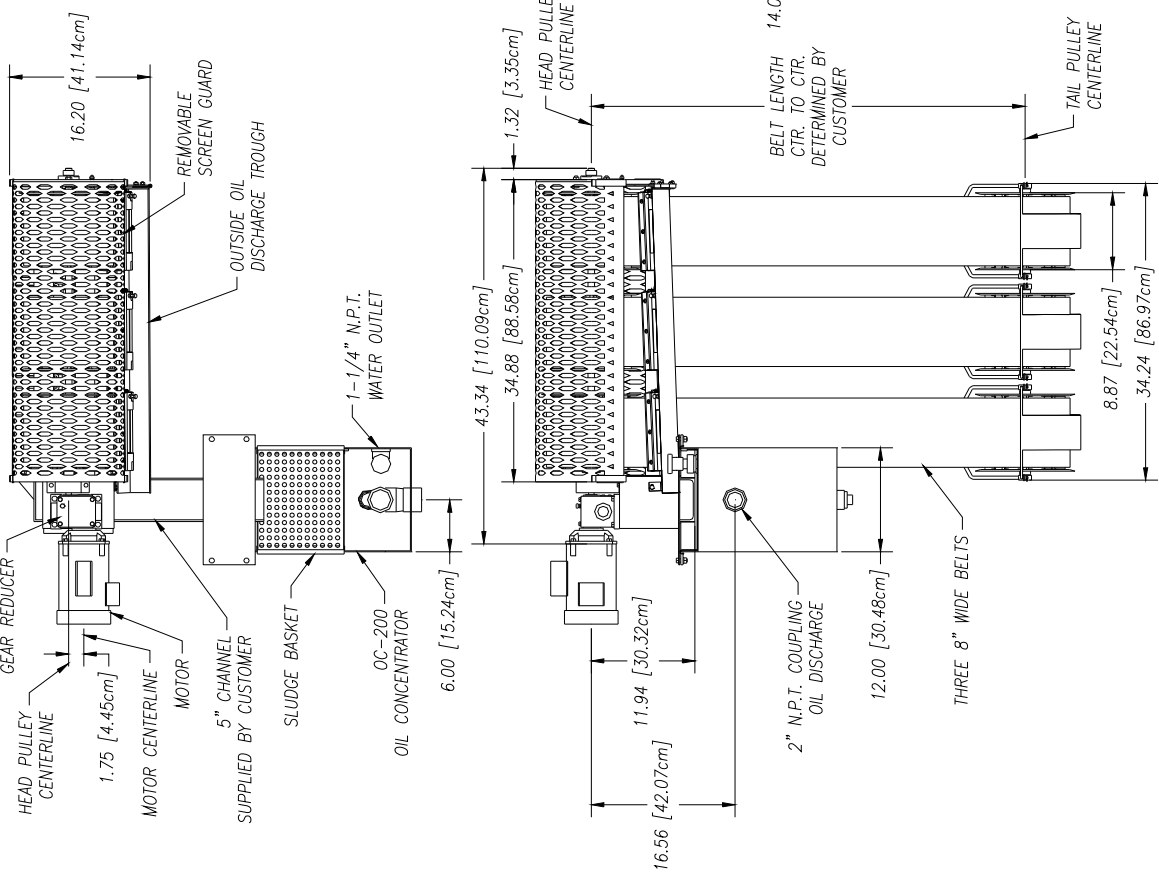


WEIGHT OF MB3x8 OIL SKIMMER NOT INCLUDING BELTS:
86LB. SKIMMER + 20LB. MOTOR = 106LBS.
3 TAIL PULLEYS = 30LBS.



UNLESS OTHERWISE SPECIFIED DIMENSIONS ARE IN INCHES		ABANAKI CORPORATION	
DECIMALS ± .05		COPY: FOR: 004-4582 (REV) 04/2/00	
FRACTIONS ± 1/32		MODEL MB3x8 OIL SKIMMER	
ANGULAR ± 0.5°		OVERALL DRAWING	
DATE	SCALE	DWG. NO.	REV.
07/10/00	D	—	M3XBSTD-001A.L1.0
DRAWN BY: Ken Fagan		DATE: 07/10/00 SHEET 1 OF 1	
CHECKED BY:		REVISE:	

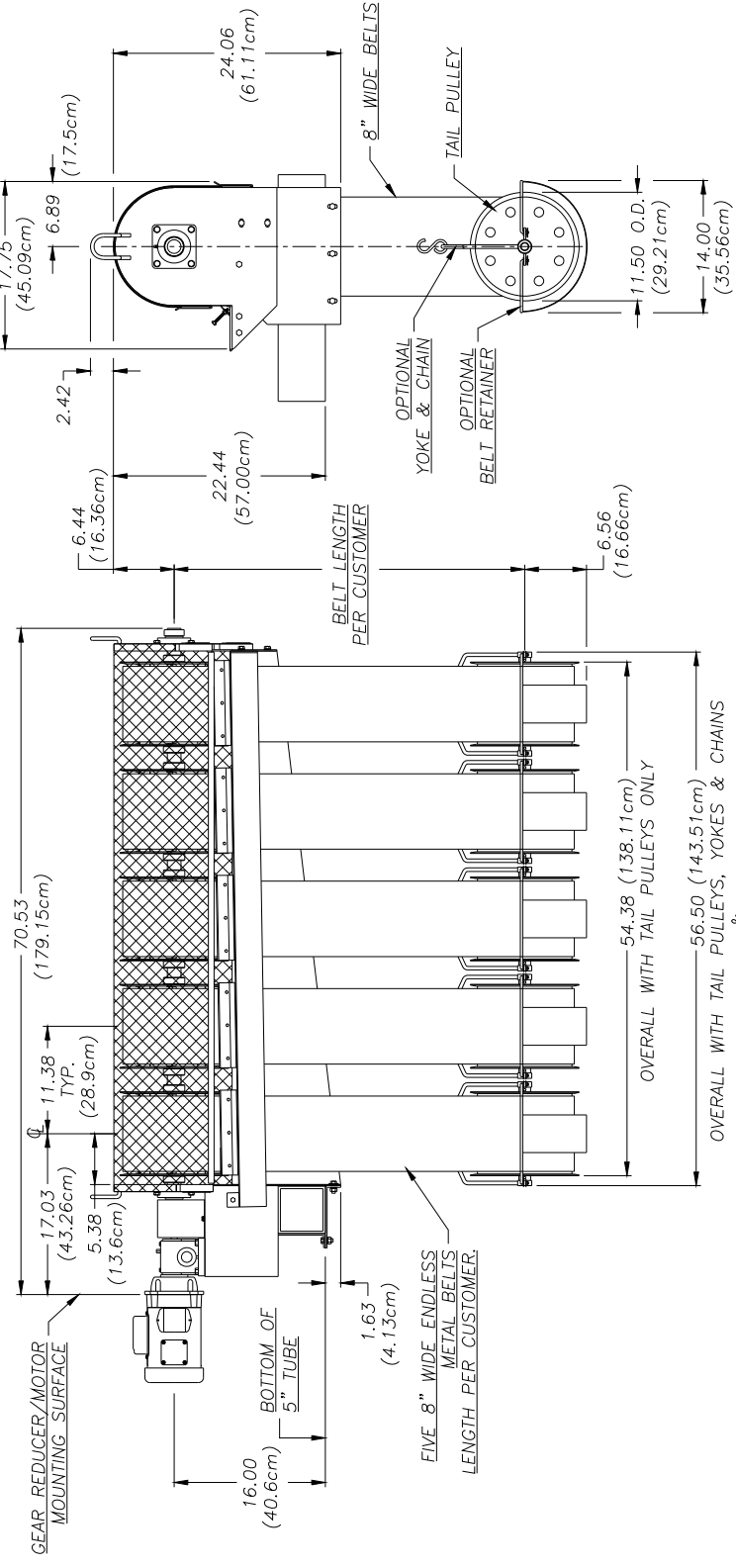
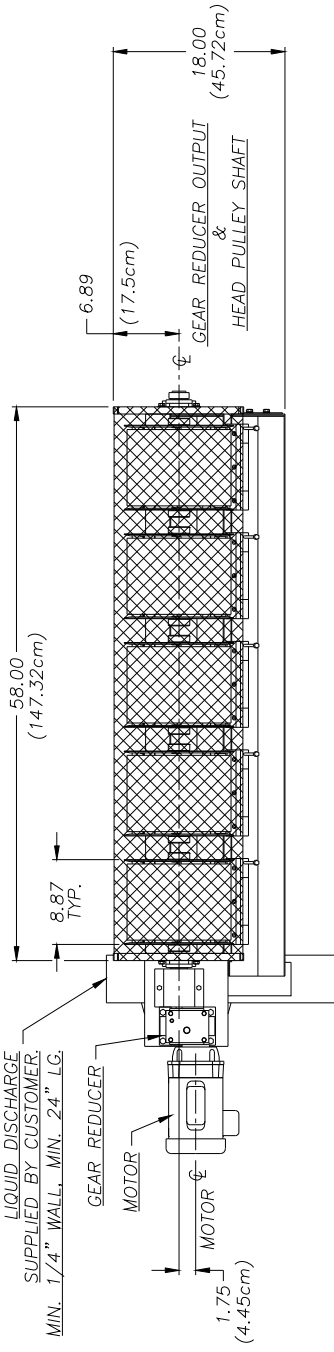
REV.	DESCRIPTION	DATE	APPROVED
	THIS PRINT IS THE PROPERTY OF ABANAKI CORPORATION. IT MAY NOT BE REPRODUCED IN ANY MANNER OR SUBMITTED TO ANY OUTSIDE PARTIES FOR EXAMINATION WITHOUT OUR EXPRESSED WRITTEN CONSENT. IT SHALL BE USED ONLY AS A MEANS OF REFERENCE TO WORK DESIGNED OR FURNISHED BY US. U.S. PATENTS PENDING.		



UNLESS OTHERWISE SPECIFIED DIMENSIONS ARE IN INCHES	APPROVED	DATE
DECIMALS .XX ± .05	Ken Fagan	07/10/00
FRACTIONS .XXX ± .010	Ken Fagan	07/10/00
DO NOT SCALE DRAWING	Ken Fagan	07/10/00
THIS PRINT IS THE PROPERTY OF ABANAKI CORPORATION. IT MAY NOT BE REPRODUCED IN ANY MANNER OR SUBMITTED TO ANY OUTSIDE PARTIES FOR EXAMINATION WITHOUT OUR EXPRESSED WRITTEN CONSENT. IT SHALL BE USED ONLY AS A MEANS OF REFERENCE TO WORK DESIGNED OR FURNISHED BY US.	Ken Fagan	07/10/00
U.S. PATENTS PENDING.	Ken Fagan	07/10/00

ABANAKI CORPORATION
 MODEL MB3x8 OIL SKIMMER
 W/OC-200 OIL CONCENTRATOR
 OVERALL DRAWING
 SIZE SCALE: D
 PROJECT: M3-8-D
 SHEET: 07/10/00
 PART: 1 OF 1

5" x 5" TUBING FOR LIQUID DISCHARGE SUPPLIED BY CUSTOMER MIN. 1/4" WALL, MIN. 24" LG.



WITH RETAINERS &

ABANAKI CORPORATION
 Chicago, Ill., U.S.A. (602) 460-2400

5 X 8 OIL SKIMMER
 OVERALL DRAWING

UNLESS OTHERWISE SPECIFIED DIMENSIONS ARE IN INCHES TOLERANCES DECIMALS ANGULAR .XX ± .010 ± 0.5°

DO NOT SCALE DRAWING

DESIGNED BY: Ken Fagan
 DRAWN BY: D
 CHECKED BY: D
 DATE: 02/09/98

REV 1 1.75 WAS 1.82
 DESCRIPTION: 5 X 8 OIL SKIMMER
 DATE: 02/12/98
 APPROVED: [Signature]

THIS PRINT IS THE PROPERTY OF ABANAKI CORPORATION. IT MAY NOT BE REPRODUCED IN ANY MANNER OR SUBMITTED TO ANY OUTSIDE PARTIES FOR EXAMINATION WITHOUT OUR EXPRESSED WRITTEN CONSENT. IT IS TO BE USED ONLY AS A MEANS OF REFERENCE TO WORK DESIGNED OR FURNISHED BY US. U.S. PATENTS PENDING.

SIZE: D
 SHEET NO.: M5-8-D1
 REV: 1
 DATE: 02/09/98
 SHEET: 1 OF 1

A B A N A K I

TOTE-IT[®] PORTABLE OIL SKIMMER



Enjoy the Benefits of Oil Skimming!

- Tote-It is easily hand carried to the source of the problem
- Most inexpensive way to remove oil from water
- Saves coolants by removing tramp oil
- Conserves parts wash water by removing oily wastes
- Prevents recontamination of parts as they are removed from wash tank
- Prevents plugging of spray heads and filters
- Reduces fluid disposal costs
- Skimmed oil can be recycled and reused as a lubricant or fuel
- Helps meet government requirements for water discharge

General Description

The Tote-It's patented design is a dependable and effective means of removing free floating oil from water. The single assembly unit can be used in any application where 115 VAC, 60 or 220V, 50 Hz power is available.

The Tote-It utilizes a continuous belt and wiper to remove up to 12 gallons of oil per hour from the fluid surface. The belt operates on a motor and pulley system attached to a stabilizer bar that is immersed in the contaminated liquid. After traveling over the head pulley, the belt passes through tandem wiper blades where oil is scraped off both sides of the belt, and discharged through a 1-1/4 in. ID hose. The tail pulley has flanges which allow it to roll freely on the inside of the belt without becoming dislodged. It does not need to be fastened to the tank.

Oil skimming makes use of the differences in specific gravity and surface tension between oil and water. These physical characteristics allow the belt to attract oil and other hydrocarbon liquids from the surface of the fluid.

The Tote-It is especially well suited for parts washing and machining center applications. By removing surface oil from a wash tank, the parts will not be recontaminated as they are withdrawn. Removing tramp oil from a coolant tank prevents excessive smoke and fumes due to oil burning during cutting operations. It also reduces bacteria growth in the tank, along with the resulting odor.

The Tote-It Advantages

- Multiple site usage — easily moved from one place to another
- 36 lb., single unit portability
- A single unit elevates and separates oil
- Can be used in tanks as shallow as a few inches
- Requires no tank modifications in most applications
- Maintains skimming efficiency in fluctuating fluid levels
- Easy mounting and fast cleaning, with minimal maintenance



ABANAKI
CORPORATION
OIL SKIMMER DIVISION
17387 Munn Road • Chagrin Falls, Ohio 44023
Ph: (440) 543-7400 • FAX: (440) 543-7404
800-358-SKIM (7546)
<http://www.abanaki.com>

TOTE-IT[®] PORTABLE OIL SKIMMER

Where To Use The Tote-It

The Tote-It is designed for those applications where multiple tanks can take advantage of a single portable unit. It also can be used in permanent installations with limited access areas, such as small parts washers and machining center coolant tanks.

Typical Applications

- Wastewater sumps
- Parts washers
- Coolant systems
- Heat treating fluids
- Food processing plants
- Parking lots, garages, and service facilities
- Aircraft service areas and tarmac runoff
- Truck, locomotive, and other mobile equipment washing facilities

Rugged Construction for Harsh Conditions

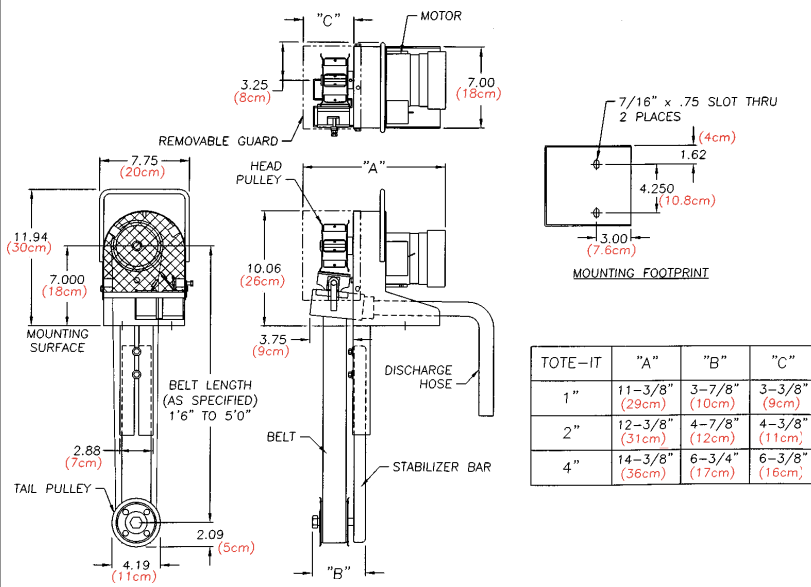
The Tote-It has been designed to last for many years. Belts are made of corrosion-resistant steel, or a polymer material. A tough power train keeps the Tote-It running under the most severe conditions. With the proper configuration the Tote-It can handle liquid temperatures up to 212°F, and the pH of the fluid can range from 1 to 13.

Key Features of the Tote-It:

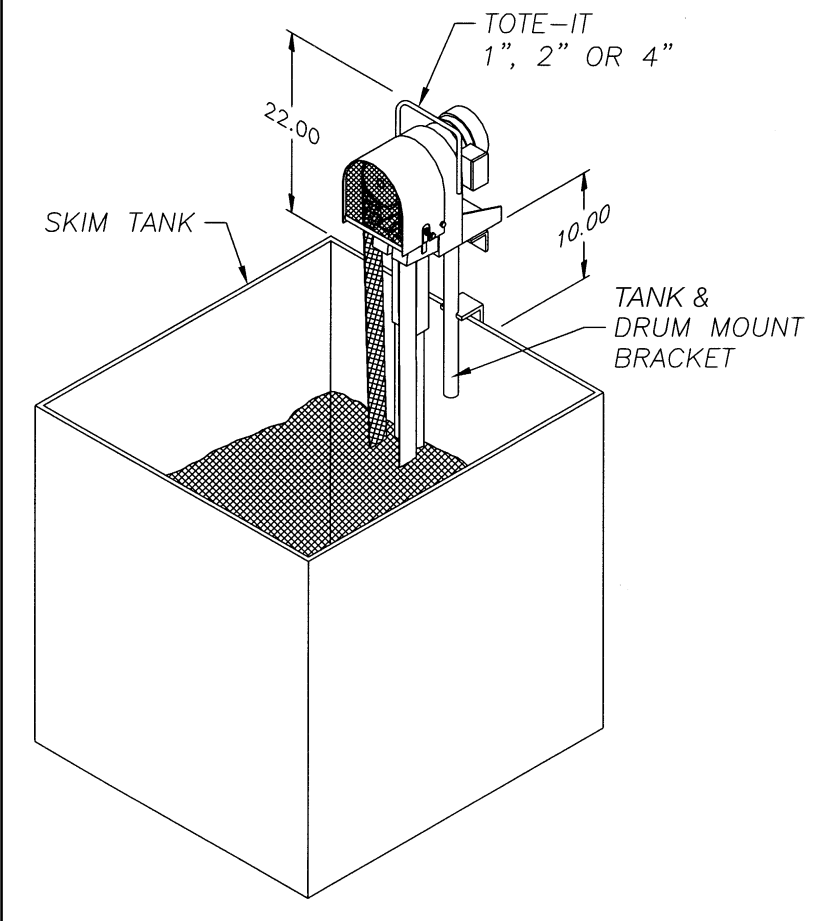
- Small mounting and operating area
- Easily hand carried from tank to tank
- Easily mounted on a flat surface
- Belt and wipers impervious to oils and fuels
- High temperature capability
- Chip resistant powder coated finish
- Customized belt lengths and materials
- Fast cleaning with minimal maintenance



TOTE-IT DIMENSIONS



MOUNTING DETAIL



Specifications:

- Oil Removal Rate** 12gph (45.4 lph) with 4 in. (10 cm) wide belt
 6 gph (22.8 lph) with 2 in. (5 cm) wide belt
 3 gph (11.4 lph) with 1 in. (2.5 cm) wide belt
 (Removal rate is based on 30 weight oil in water.)
- Motor** Fractional hp gear motor, 115VAC, 60 Hz
- Belt Width** Specify 4 in. (10 cm), 2 in. (5 cm), or 1 in. (2.5 cm)
- Belt Length** User specified (See "Belt Selection" next page.)
- Belt Material** Specify corrosion-resistant steel, or specially engineered polymer. (See "Belt Selection.")
- Wiper** Nitrile standard, Viton, ceramic/UHMW hybrid, and ceramic optional. Specify wiper material based on temperature and fluid compatibility. (See "Operating Limits.")
- Mounting Method** Flat base mount with oil discharge through a 1-1/4 in. I.D. hose. See installation drawing.
- Mounting Area** See installation drawing.
- Weights¹** Complete assembly with stabilizer bar, tail pulley, and steel belt:
 1 in.: average 30 lbs. (13.6 kg)
 2 in.: average 34 lbs. (15.4 kg)
 4 in.: average 36 lbs. (16.3 kg)
- Options (Specify)**
- Oil Concentrator[®] for virtually water-free oil discharge (See description next page.)
 - Storage stand
 - Special belt lengths, over 5 ft. center to center
 - Stainless steel construction
 - Timer
 - Level switch
 - Pneumatic or special electric motors
 - Explosion proof

Operating Limits

Wipers²

Temperature of Liquid	pH 1-5 (acidic)	pH 6-8 (neutral)	pH 9-14 (alkaline)
33°F-180°F (0.5°C-82°C)	Ceramic hybrid, CRV	Ceramic hybrid, CRV, nitrile	Ceramic hybrid, CRV, nitrile
181°F-212°F (83°C-100°C)	CRV	CRV	CRV

Belts²

Temperature of Liquid	pH 1-5 (acidic)	pH 6-8 (neutral)	pH 9-14 (alkaline)
33°F-140°F (0.5°C-60°C)	Elastomer	Poly, Elastomer	Poly, Elastomer
33°F-180°F (0.5°C-82°C)	Corrosion Resistant	Corrosion Resistant, Carbon Steel, Poly	Corrosion Resistant, Poly
181°F-212°F (83°C-100°C)	CR steel	Corrosion Resistant, Carbon Steel	Corrosion Resistant

Standard Configuration

The Abanaki Tote-It is supplied with a belt guard, adjustable wiper blade assembly, skimmer belt, tail pulley, and stabilizer bar.

1. The Tote-It is UPS shippable.
2. Consult factory for recommendations covering operating conditions not listed here.

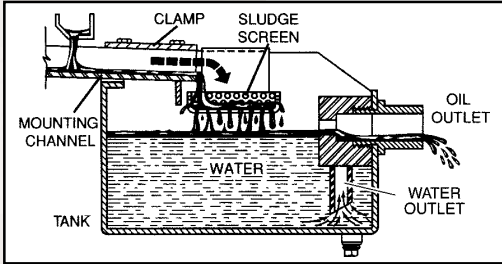


ABANAKI CORPORATION
 OIL SKIMMER DIVISION
 17387 Munn Road • Chagrin Falls, Ohio 44023
 Ph: (440) 543-7400 • FAX: (440) 543-7404
 800-358-SKIM (7546)
<http://www.abanaki.com>

ABANAKI'S Oil Concentrators®

The Oil Concentrator® is an option available on all ABANAKI oil skimmers. Under many operating conditions ABANAKI oil skimmers will pick up oil with less than 5% water. But as surface oil is reduced to a thin layer (1/16 to 1/8 inches thick), more water or coolant may also be picked up along with the oil. When used in tandem with the oil skimmer, an Oil Concentrator will solve this problem, and provides virtually complete oil /water separation, saving money and improving the efficiency of the skimmer.

Based on the principle of gravity separation, the Oil Concentrator uses no electricity, timers, sensors, pumps, or other moving parts. The Oil Concentrator sits behind the skimmer and receives its discharged oil. The unit comes complete with a mounting bracket, removable sludge screen and a drain plug to ease clean up. For higher viscosity oils or low temperature applications, a thermostatically controlled heater is available as an option.



Abanaki has thousands of skimmers installed worldwide at leading companies such as...


Army Corps of Engineers
Bethlehem Steel
Boeing
British Steel
Bureau of Reclamation
Caterpillar
Chevron
Corning
Dow Chemical

Dupont
Eaton
Ford Motor
General Electric
General Motors
Henry Filters
Honda
John Deere
Kaiser Aluminum

Mazak
Monroe Auto Equipment
New York Power Authority
Nissan Motor
Nucor-Yamato Steel
Outboard Marine
Quaker Oats
Timken
Toyota

TRW
Underwriters Lab
United Airlines
U.S. Bureau of Reclamation
USS Great Lakes Fleet
Volvo AB
Wartsila Diesel
Westinghouse Electric

Abanaki Oil Skimmer Quick Selector Chart



Other Oil Skimming Products From Abanaki:

- OIL GRABBER MODEL 4 For Mid Volume**
Single 4-inch wide belt (10 cm)
Any length belt
Capacity: 20 GPH (75 LPH)
- OIL GRABBER MULTI-BELT For High Volume**
Two to five 8-inch belts (20.3 cm)
Any length belts
Capacity: to 200 GPH (757.1 LPH)
- OIL GRABBER MODEL 8² For Most Applications**
Single 8-inch wide belt (20.3 cm)
Any length belt
Capacity: 40 GPH (151.4 LPH)
- MIGHTY MINI For Small Applications (Parts Washers, CNC Machines, 55 Gal. Drums)**
Single belt: 1-inch or 2-inch (25.4 or 50.8 mm)
Belt length: 6", 12", 18", 24" (153, 305, 458, 610 mm)
Capacity: 1 GPH - 1" belt (3.81 LPH)
2 GPH - 2" belt (5.71 LPH)

TOTE-IT® PORTABLE OIL SKIMMER

For more information, please contact:



ABANAKI
CORPORATION

OIL SKIMMER DIVISION

17387 Munn Road • Chagrin Falls, Ohio 44023
Ph: (440) 543-7400 • FAX: (440) 543-7404

800-358-SKIM (7546)

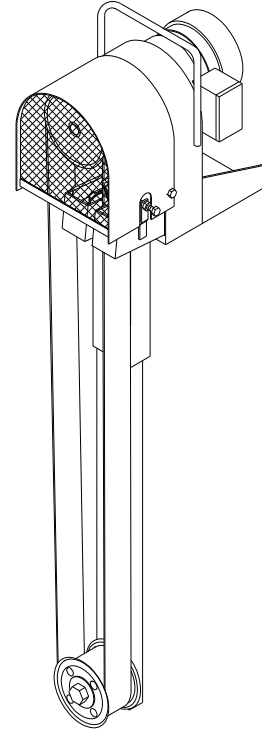
<http://www.abanaki.com>

ABANAKI

Tote-It[®] Portable Oil Skimmer: 1", 2", 4"

Quick Summary:

A small rugged portable oil skimmer with a wide range of applications. The Tote-It is an industrial oil skimmer designed for years of continuous operation. The Tote-It features: high oil removal capacity; dual wiper blade system; stabilizer bar; and a steel guard cover over the drive pulley. The Tote-It is currently found in such locations as parts washers, machine shops, assembly plants, automobile garages or any site that a unit can be carried to and plugged in. The Tote-It with 1, 2 and 4-inch belt sizes allows for a variety of application possibilities.



Highlights:

1. A 1,2 or 4" continuous belt of corrosion resistant steel or elastomer.
2. Oil discharge is through a 1-1/4" N.P.T. coupling.
3. 8 foot grounded power cord w/plug.
4. Fan-cooled fractional horsepower gear motor.
5. Removes up to 12 gallons of oil per hour.
6. Available in stainless steel construction.

Quick Chart:

STANDARD MOTOR							OPTIONAL DUAL VOLT MOTOR	
CAP. GAL.	MODEL	BELT WIDTH	BELT LENGTH	RPM AMPS	VOLTS Hz	PHASE	RPM AMPS	VOLTS Hz
3	TI-01	1"	1'-6" to 5'-0"	12 RPM 1.4	115 60Hz	1PH TEFC	15/12.5 1.2/.61amp 1.3/.65amp	115/230v 110/220v 50/60Hz
6	TI-02	2"	1'-6" to 5'-0"	12 RPM 1.4	115 60Hz	1PH TEFC	15/12.5 1.2/.61amp 1.3/.65amp	115/230v 110/220v 50/60Hz
12	TI-04	4"	1'-6" to 5'-0"	12 RPM 1.4	115 60Hz	1PH TEFC	15/12.5 1.2/.61amp 1.3/.65amp	115/230v 110/220v 50/60Hz

Note:

Additional motors, including explosion proof, are available per customer specification. See motor spec sheet for complete listing of motors. Always consult the factory for special applications.

ABANAKI CORPORATION © All rights reserved 2004

17387 Munn Road Chagrin Falls, Ohio 44023 U.S.A.

Phone: 1-800-358-SKIM Fax: (440) 543-7404

www.abanaki.com

Skimmer Specification Sheet

PART 1: GENERAL

1.01 Construction

1. Solid welded carbon steel with a baked on powder coat finish.
2. Color: RAL5005 or equivalent (Dark Blue).

1.02 Pulley Types

1. Drive Pulley (Head Pulley)
 - A. Magnetic drive pulley for metal belt. One magnet assembly per cross bar, with 8 cross bars per unit.
2. Tail Pulley (Solid drum type)
 - A. With hub for elastomer belt.
 - B. Without hub for metal belt.

1.03 Motor

1. 115 Volt, 60Hz. @ 12 RPM 1.4 Amp shaded pole gear motor, TEFC U.L. and C.S.A. approved.

1.04 Guard

1. Standard steel drive pulley area cover, bolt in place.

1.05 Belt Material and Length

1. Standard Corrosion Resistant Steel Belt.
2. Length 1'-6" to 5'-0" center-center

1.06 Wiper Blades

1. Standard Material: Nitrile.
 - A. Adjustable wiper: outboard screw type for tensioning, with single wiper insert.
 - B. Fixed: inboard to center belt, with single wiper insert.

1.07 Oil Discharge Outlet

1. Dual troughs discharging into a single 1-1/4" N.P.T. coupling.

1.08 Standard Mounting Arrangement

1. Two 7/16" clearance holes for mounting on flat surface.

1.09 Weight and Size

1. Weight of unit with gear motor is 22 lbs. for 1" unit.
2. Overall size of unit: 12-7/8"L x 7-3/4"W x 12"H

1.10 Mounting Requirements

1. Sump Opening size for Tail Pulley: 4-1/2" x 5" w/stablizer bar.
2. Minimum Mounting Height: 12"

1.11 Power Requirements

1. 3 - prong grounded 110 volt outlet. Unit comes with 8' cord.

1.12 Optional Mounting Arrangements

1. Tote-It storage stand, for storing skimmer while not in use.
2. Universal Mounting Stand: 48" tall, for mounting Tote-It skimmer and ODM-100 decanter.
3. Tote-It drum mount, for operating skimmer and one ODM-100 decanter on a 55 gallon drum.

Skimmer Specification Sheet

PART 1: GENERAL

1.01 Construction

1. Solid welded carbon steel with a baked on powder coat finish.
2. Color: RAL5005 or equivalent (Dark Blue).

1.02 Pulley Types

1. Drive Pulley (Head Pulley)
 - A. Magnetic drive pulley for metal belt. One magnet assembly per cross bar with 8 cross bars per unit.
2. Tail Pulley (Solid drum type)
 - A. With hub for elastomer belt.
 - B. Without hub for metal belt.

1.03 Motor

1. 115 Volt, 60Hz. @ 12 RPM 1.4 Amp shaded pole gear motor, TEFC U.L. and C.S.A. approved.

1.04 Guard

1. Standard steel drive pulley area cover, bolt in place.

1.05 Belt Material and Length

1. Standard Corrosion Resistant Steel Belt.
2. Length 1'-6" to 5'-0" center-center

1.06 Wiper Blades

1. Standard Material: Nitrile.
 - A. Adjustable wiper: outboard screw type for tensioning, with single wiper insert.
 - B. Fixed: inboard to center belt, with single wiper insert.

1.07 Oil Discharge Outlet

1. Dual troughs discharging into a single 1-1/4" N.P.T. coupling.

1.08 Standard Mounting Arrangement

1. Two 7/16" clearance holes for mounting on flat surface.

1.09 Weight and Size

1. Weight of unit with gear motor is 34 lbs. for 2" unit.
2. Overall size of unit: 12-7/8"L x 7-3/4"W x 12"H

1.10 Mounting Requirements

1. Sump Opening size for Tail Pulley: 4-1/2" x 5" w/stablizer bar.
2. Minimum Mounting Height: 12"

1.11 Power Requirements

1. 3 - prong grounded 110 volt outlet. Unit comes with 8' cord.

1.12 Optional Mounting Arrangements

1. Tote-It storage stand, for storing skimmer while not in use.
2. Universal Mounting Stand: 48" tall, for mounting Tote-It skimmer and ODM-100 decanter.
3. Tote-It drum mount, for operating skimmer and one ODM-100 decanter on a 55 gallon drum.

Skimmer Specification Sheet

PART 1: GENERAL

1.01 Construction

1. Solid welded carbon steel with a baked on powder coat finish.
2. Color: RAL5005 or equivalent (Dark Blue).

1.02 Pulley Types

1. Drive Pulley (Head Pulley)
 - A. Magnetic drive pulley for metal belt. Two magnet assemblies per cross bar with 8 cross bars per unit.
2. Tail Pulley (Solid drum type)
 - A. With hub for elastomer belt.
 - B. Without hub for metal belt.

1.03 Motor

1. 115 Volt, 60Hz. @ 12 RPM 1.4 Amp shaded pole gear motor, TEFC U.L. and C.S.A. approved.

1.04 Guard

1. Standard steel drive pulley area cover, bolt in place.

1.05 Belt Material and Length

1. Standard Corrosion Resistant Steel Belt.
2. Length 1'-6" to 5'-0" center-center.

1.06 Wiper Blades

1. Standard Material: Nitrile.
 - A. Adjustable wiper: outboard screw type for tensioning, with single wiper insert.
 - B. Fixed: inboard to center belt, with single wiper insert.

1.07 Oil Discharge Outlet

1. Dual troughs discharging into a single 1-1/4" N.P.T. coupling.

1.08 Standard Mounting Arrangement

1. Two 7/16" clearance holes for mounting on flat surface.

1.09 Weight and Size

1. Weight of unit with gear motor is 34 lbs. for 4" unit.
2. Overall size of unit: 14-7/8"L x 7-3/4"W x 12"H

1.10 Mounting Requirements

1. Sump Opening size for Tail Pulley: 5" x 7" w/stablizer bar.
2. Minimum Mounting Height: 12"

1.11 Power Requirements

1. 3 - prong grounded 110 volt outlet. Unit comes with 8' cord.

1.12 Optional Mounting Arrangements

1. Tote-It storage stand, for storing skimmer while not in use.
2. Universal Mounting Stand: 48" tall, for mounting Tote-It skimmer and OC-110 decanter.
3. Tote-It drum mount, for operating skimmer and one OC-110 decanter on a 55 gallon drum.

ABANAKI

Electric Motor List

Tote-It® Portables: 1", 2", 4" Units

Standard gearmotor 60 Hz:

1/20 H.P. 1 PH 60 Hz TEFC
12 RPM
115 Volt
1.4 Amp

1/2 H.P. 3 PH 50 Hz EXP.
1425 RPM 56 C-Face
220/380/440 Volt
2 / 1.2 / 1 Amp

1/2 H.P. 1 PH 50 Hz EXP.
1425 RPM 56 C-Face
110/220 Volt
7.2 / 3.6 Amp

Optional 50Hz gearmotor:

1/15 H.P. 1 PH 60/50 Hz TEFC
15/12.5 RPM
115/230v 110/220v
1.3/.65 - 1.2/.61 Amp

Optional 575 Volt Motors

1/3 H.P. 3 PH 60 Hz TEFC
1725 RPM 56 C-Face
575 Volt
.64 Amp

Optional Explosion-Proof Motors 50 & 60 Hz:

Note: These are 56 C-Face motors

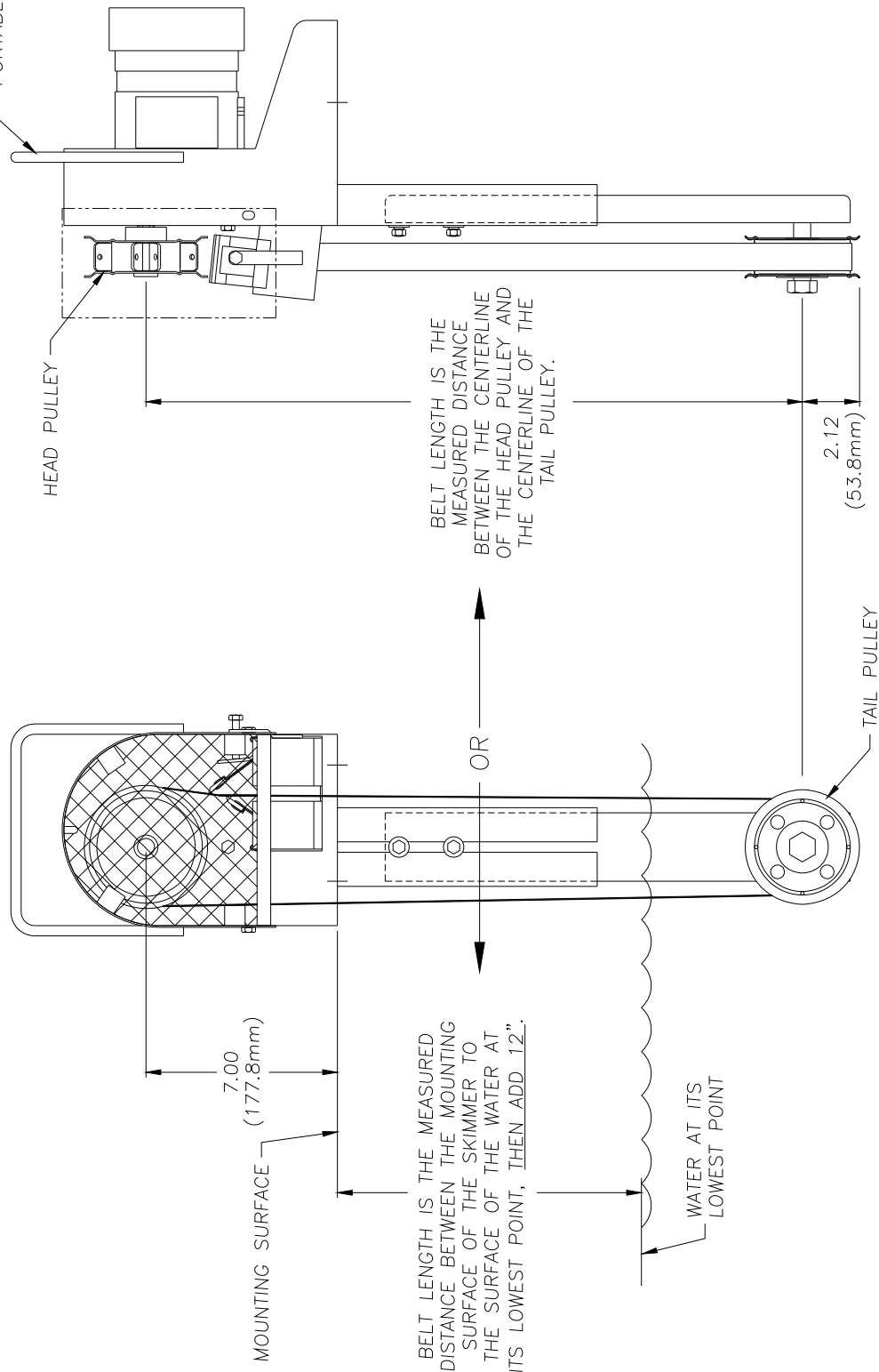
1/3 H.P. 1 PH 60 Hz EXP.
1725 RPM 56 C-Face
115/208-230 Volt
6 / 3.2 / 3 Amp

1/2 H.P. 3 PH 60Hz EXP.
1725 RPM 56 C-Face
575 Volt
.9 Amp

1/3 H.P. 3 PH 60 Hz EXP.
1725 RPM 56 C-Face
208-230/460 Volt
1.8 / 1.6 / .8 Amp

1/2 H.P. 3PH 60Hz TEFC
1725 RPM 56 C-Face
575 Volt
.8 Amp

TOTE-IT PORTABLE OIL SKIMMER



BELT LENGTH IS THE MEASURED DISTANCE BETWEEN THE MOUNTING SURFACE OF THE SKIMMER TO THE SURFACE OF THE WATER AT ITS LOWEST POINT, THEN ADD 12".

BELT LENGTH IS THE MEASURED DISTANCE BETWEEN THE CENTERLINE OF THE HEAD PULLEY AND THE CENTERLINE OF THE TAIL PULLEY.

WATER AT ITS LOWEST POINT

2.12
(53.8mm)

7.00
(177.8mm)

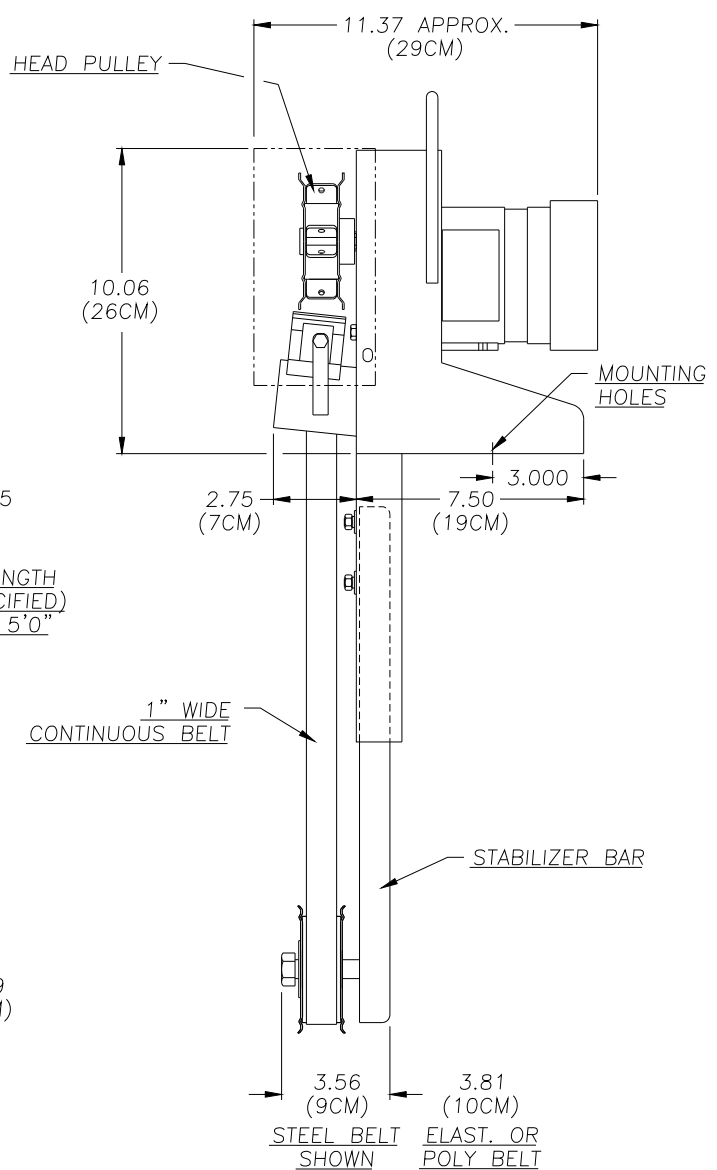
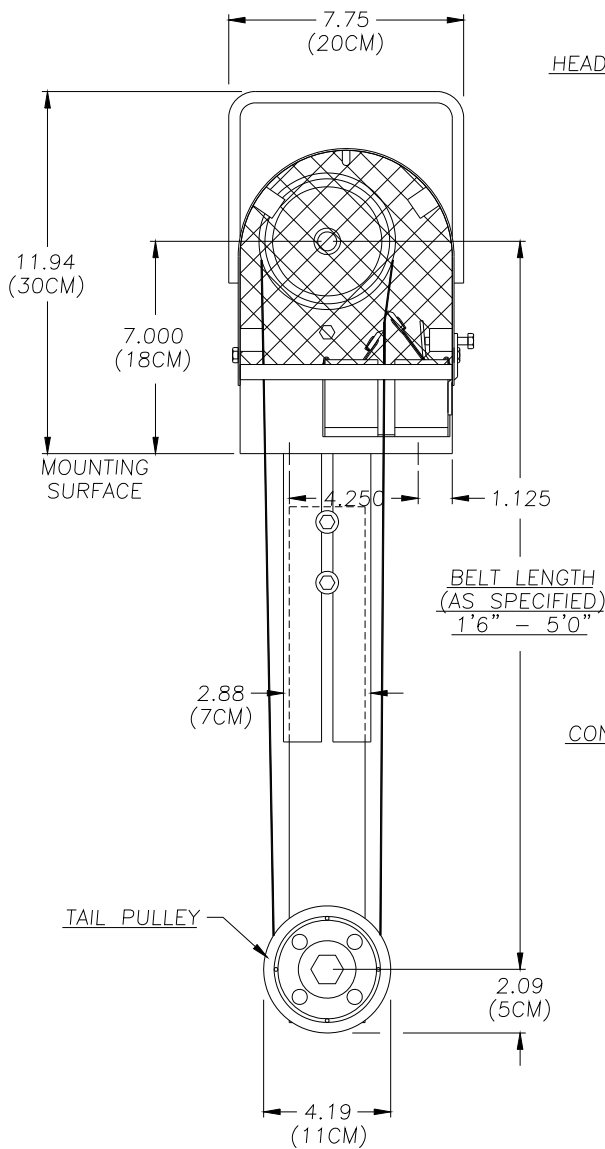
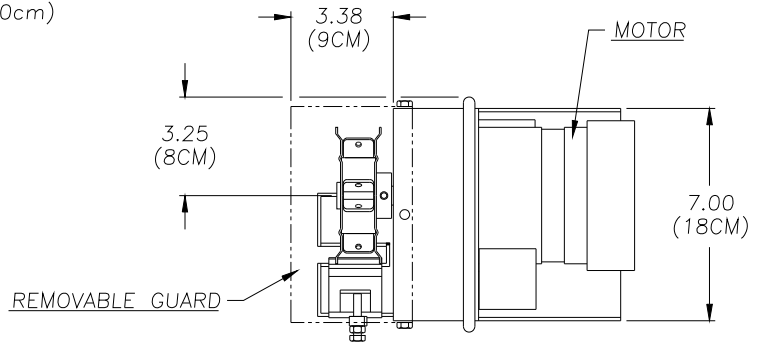
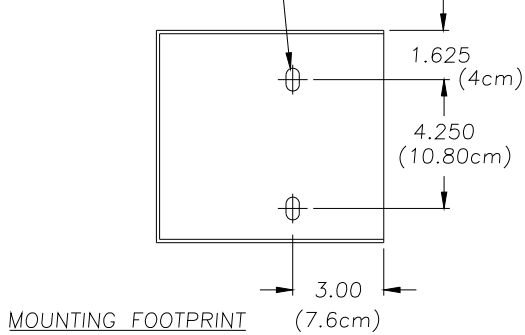
HEAD PULLEY

TAIL PULLEY

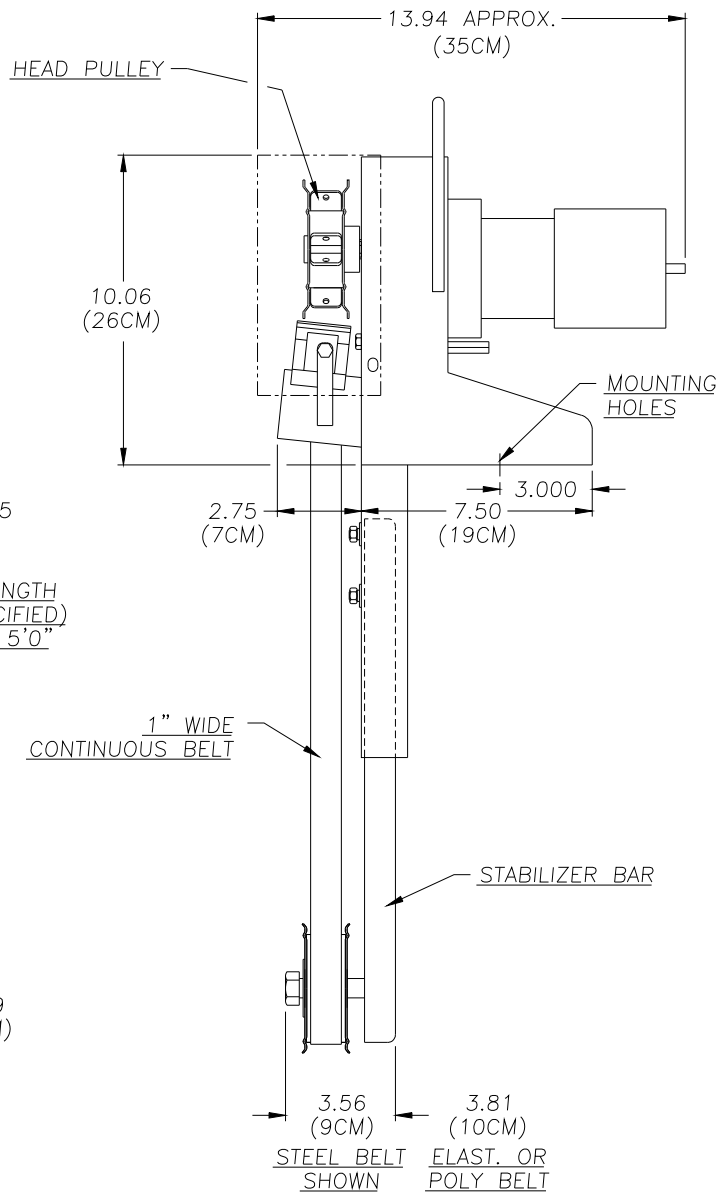
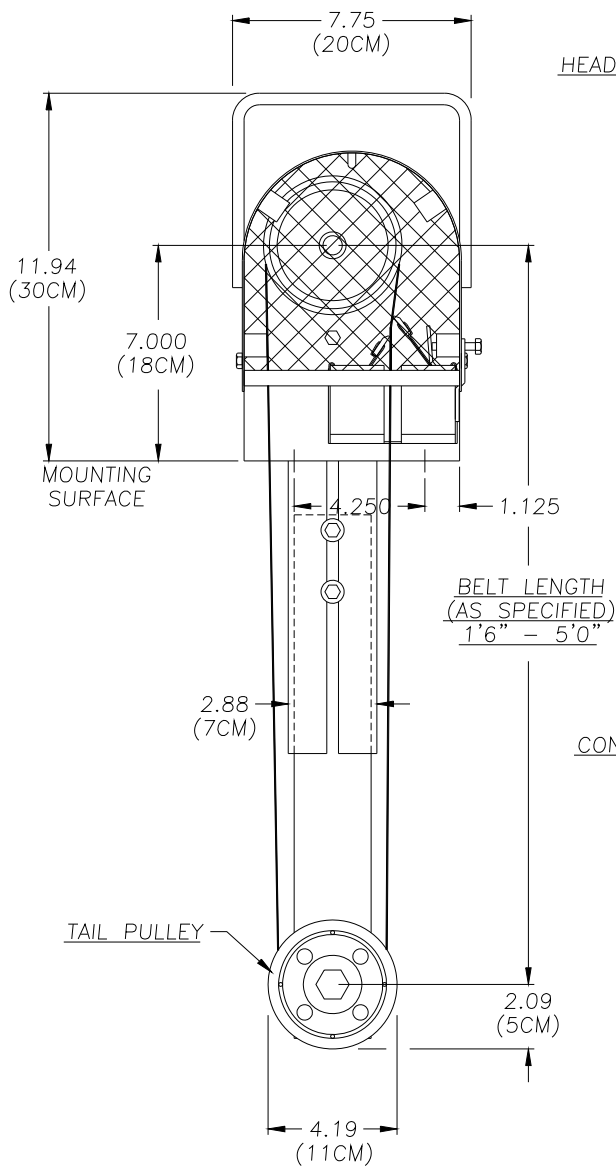
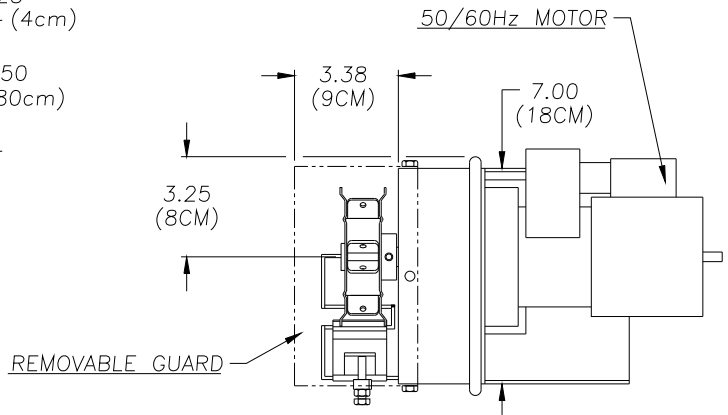
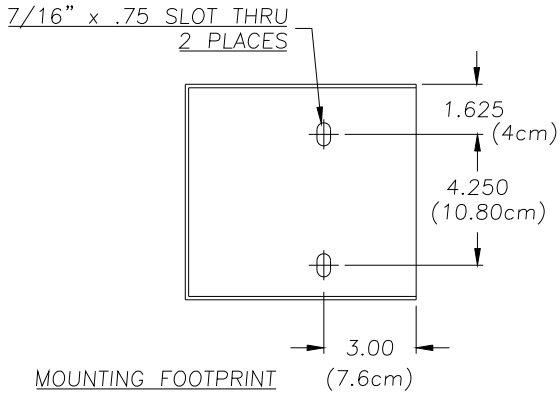
UNLESS OTHERWISE SPECIFIED DIMENSIONS ARE IN INCHES		ABANAKI CORPORATION Chicago, Ill. 60632 (408) 842-2400	
DECIMALS	ANGULAR	TOTE-IT PORTABLE OIL SKIMMER	
.XX ± .05	± 0.5°	BELT LENGTH	
.XXX ± .010		LAYOUT DRAWING	
DO NOT SCALE DRAWING		SIZE	D
DRAWN BY: Ken Fagon		DATE	12/14/98
CHECKED BY: 12/14/98		REVISED BY:	0
		DATE	12/14/98
		REVISED BY:	0

REV	DESCRIPTION	DATE	APPROVED
	THIS PRINT IS THE PROPERTY OF ABANAKI CORPORATION. IT MAY NOT BE REPRODUCED IN ANY MANNER OR SUBMITTED TO ANY OUTSIDE PARTIES FOR EXAMINATION WITHOUT OUR EXPRESSED WRITTEN CONSENT. THIS DRAWING IS TO BE USED ONLY AS A MEANS OF REFERENCE TO WORK DESIGNED OR FURNISHED BY US. U.S. PATENTS PENDING.		

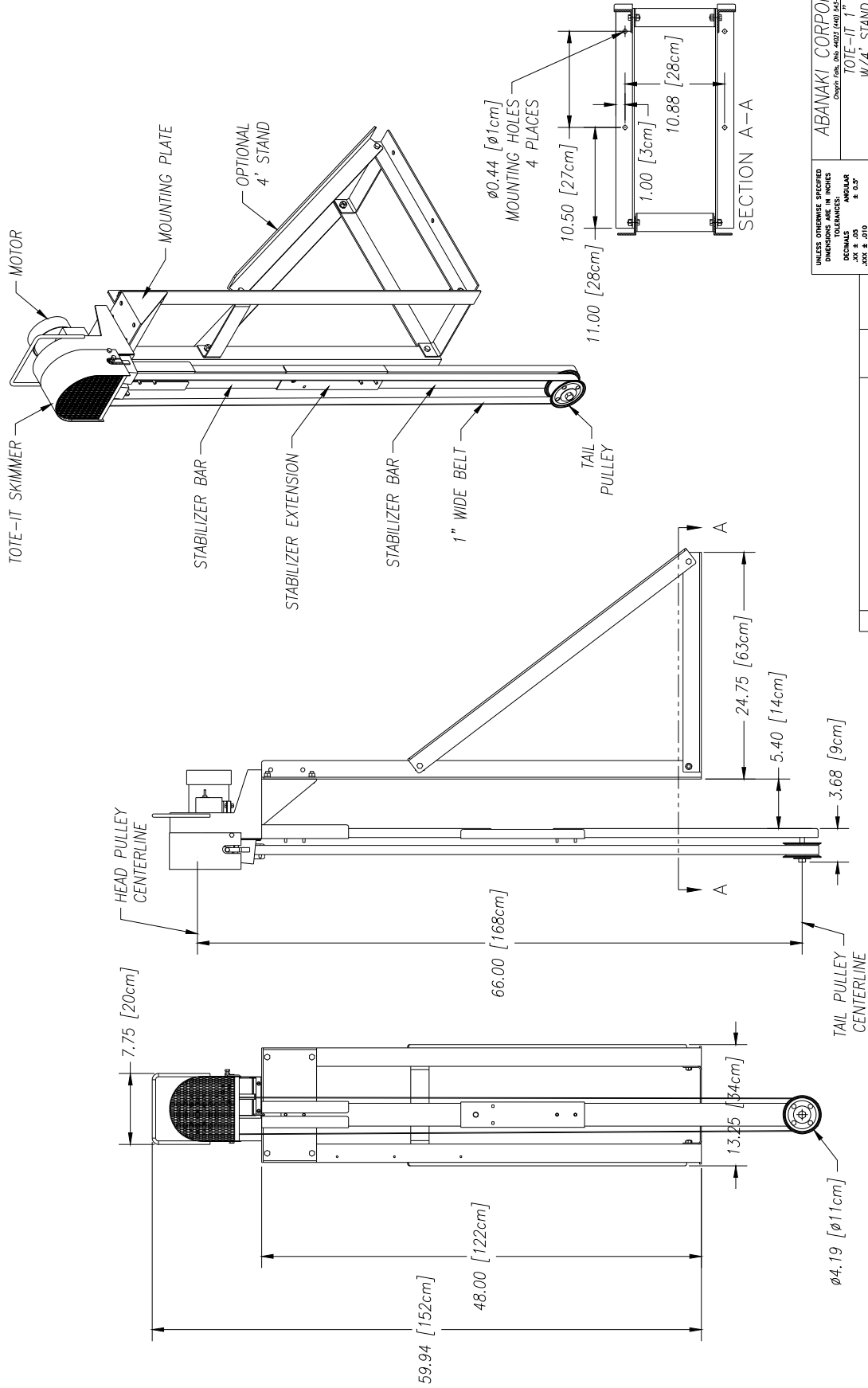
7/16" x .75 SLOT THRU
2 PLACES



1	ADDED MOUNTING FOOTPRINT	02/18/98		UNLESS OTHERWISE SPECIFIED DIMENSIONS ARE IN INCHES TOLERANCES: DECIMALS .XX ± .05 ANGULAR .XXX ± .010 DO NOT SCALE DRAWING	TOTE-IT 1" OIL SKIMMER OVERALL DRAWING	ABANAKI CORPORATION Chagrin Falls, Ohio 44023 (440) 543-7400		
REV	DESCRIPTION	DATE	APPROVED			SIZE D	SCALE —	DWG NO. T11-DIM
THIS PRINT IS THE PROPERTY OF ABANAKI CORPORATION. IT MAY NOT BE REPRODUCED IN ANY MANNER OR SUBMITTED TO ANY OUTSIDE PARTIES FOR EXAMINATION WITHOUT OUR EXPRESSED WRITTEN CONSENT. IT SHALL BE USED ONLY AS A MEANS OF REFERENCE TO WORK DESIGNED OR FURNISHED BY US. U.S. PATENTS PENDING.					DRAWN BY: Ken Fagan	DATE: 12/18/96	SHEET: 1 of 1	PRINT ISSUED ON: 02/18/98



1	ADDED MOUNTING FOOTPRINT	02/18/98			UNLESS OTHERWISE SPECIFIED DIMENSIONS ARE IN INCHES	TOTE-IT 1" OIL SKIMMER	ABANAKI CORPORATION
REV	DESCRIPTION	DATE	APPROVED		TOLERANCES:	50/60Hz MOTOR	Chagrin Falls, Ohio 44023 (440) 543-7400
					DECIMALS .XX ± .05	OVERALL DRAWING	DWG NO. T11D-DIM
					ANGULAR ± 0.5°	DRWNR BY: Ken Fagan	REV 1
					.XXX ± .010	PRINT ISSUED ON: 02/18/98	DATE 06/16/97
					DO NOT SCALE DRAWING		SHEET 1 of 1



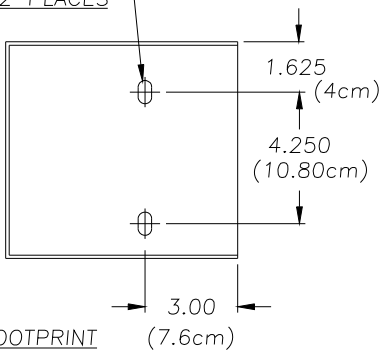
UNLESS OTHERWISE SPECIFIED DIMENSIONS ARE IN INCHES TOLERANCES: DECIMALS ± 0.01 ANGULAR ± 0.5°		DO NOT SCALE DRAWING	
DRAWN BY: Ken Fogdon		DATE: 01/30/07	
CHECKED BY: [Blank]		DATE: [Blank]	
APPROVED BY: [Blank]		DATE: [Blank]	
TITLE: TOTE-IT 1" W/4" STAND		SCALE: 1" = 1"	
DRAWING NO.: TIA1_66_01		REV: 0	
ISSUE NO.: [Blank]		REVISED: [Blank]	
DATE: 01/30/07		PAGE: 1 OF 1	

REV	DESCRIPTION	DATE	APPROVED

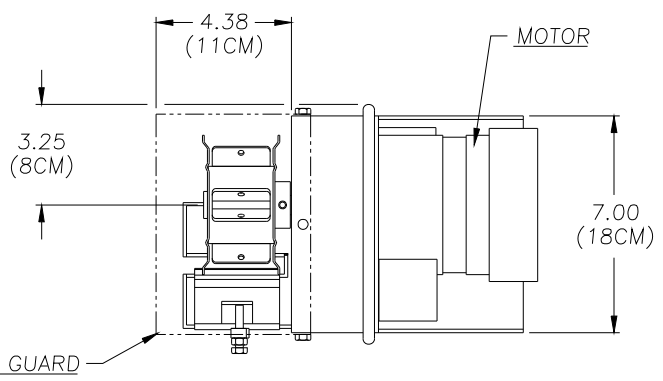
THIS DRAWING IS THE PROPERTY OF ABANAKI CORPORATION. IT IS TO BE USED ONLY FOR THE PROJECT AND FOR THE PURPOSES SPECIFIED THEREIN. IT SHALL BE USED ONLY AS A MEANS OF REFERENCE TO WORK DESIGNED OR FURNISHED BY U.S. PATENTS PENDING.

ABANAKI CORPORATION
 2000 E. 10th Ave. Denver, CO 80202 (303) 541-7400

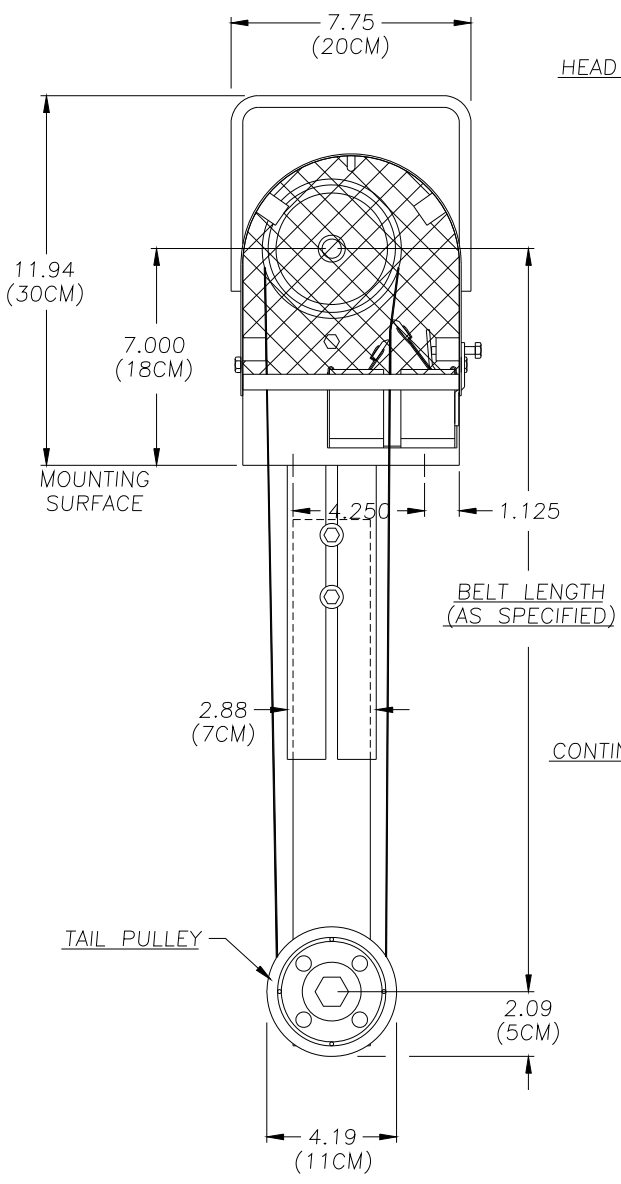
7/16" x .75 SLOT THRU
2 PLACES



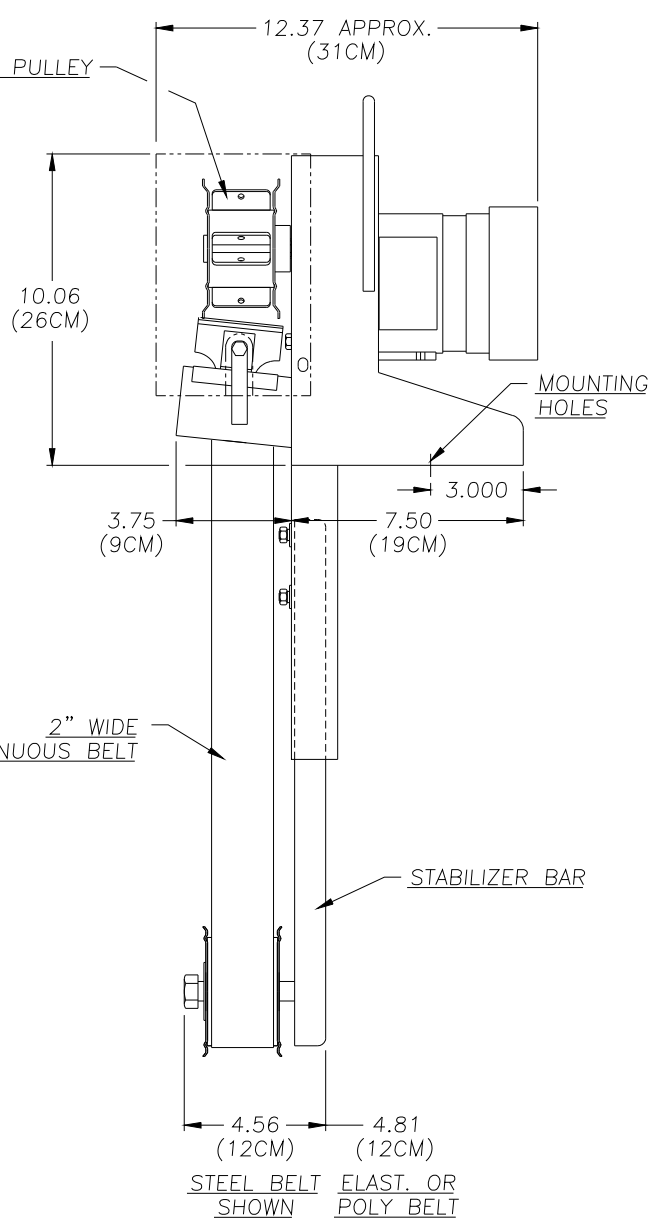
MOUNTING FOOTPRINT
(7.6cm)



REMOVABLE GUARD



HEAD PULLEY



MOUNTING HOLES

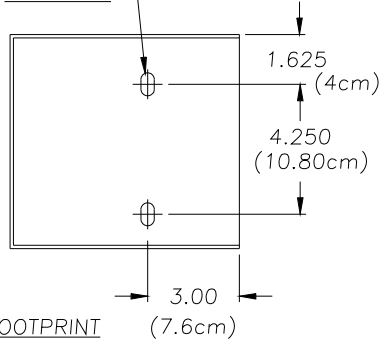
2" WIDE
CONTINUOUS BELT

STABILIZER BAR

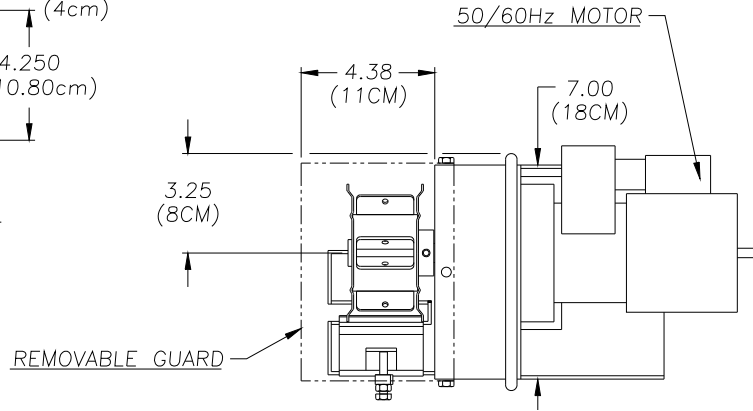
STEEL BELT SHOWN ELAST. OR POLY BELT

1	ADDED MOUNTING FOOTPRINT	02/18/98		UNLESS OTHERWISE SPECIFIED DIMENSIONS ARE IN INCHES TOLERANCES:	TOTE-IT 2" OIL SKIMMER OVERALL DRAWING	ABANAKI CORPORATION Cuyahoga Falls, Ohio 44023 (440) 543-7400
REV	DESCRIPTION	DATE	APPROVED	DECIMALS .XX ± .05 ANGULAR .XXX ± .010 DO NOT SCALE DRAWING		
THIS PRINT IS THE PROPERTY OF ABANAKI CORPORATION, IT MAY NOT BE REPRODUCED IN ANY MANNER OR SUBMITTED TO ANY OUTSIDE PARTIES FOR EXAMINATION WITHOUT OUR EXPRESSED WRITTEN CONSENT. IT SHALL BE USED ONLY AS A MEANS OF REFERENCE TO WORK DESIGNED OR FURNISHED BY US. U.S. PATENTS PENDING.					DRAWN BY: Ken Fagan	SIZE: D
					PRINT ISSUED ON: 02/18/98	SCALE: —
					DATE: 12/17/96	REV: 1
					SHEET: 1 of 1	

7/16" x .75 SLOT THRU
2 PLACES

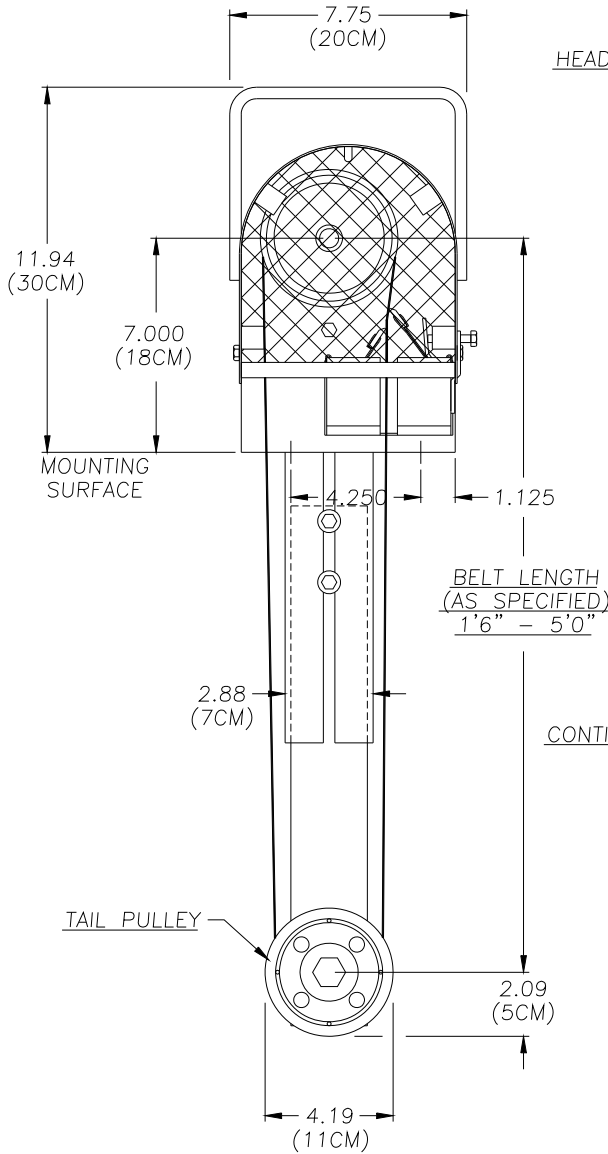


MOUNTING FOOTPRINT (7.6cm)



REMOVABLE GUARD

50/60Hz MOTOR

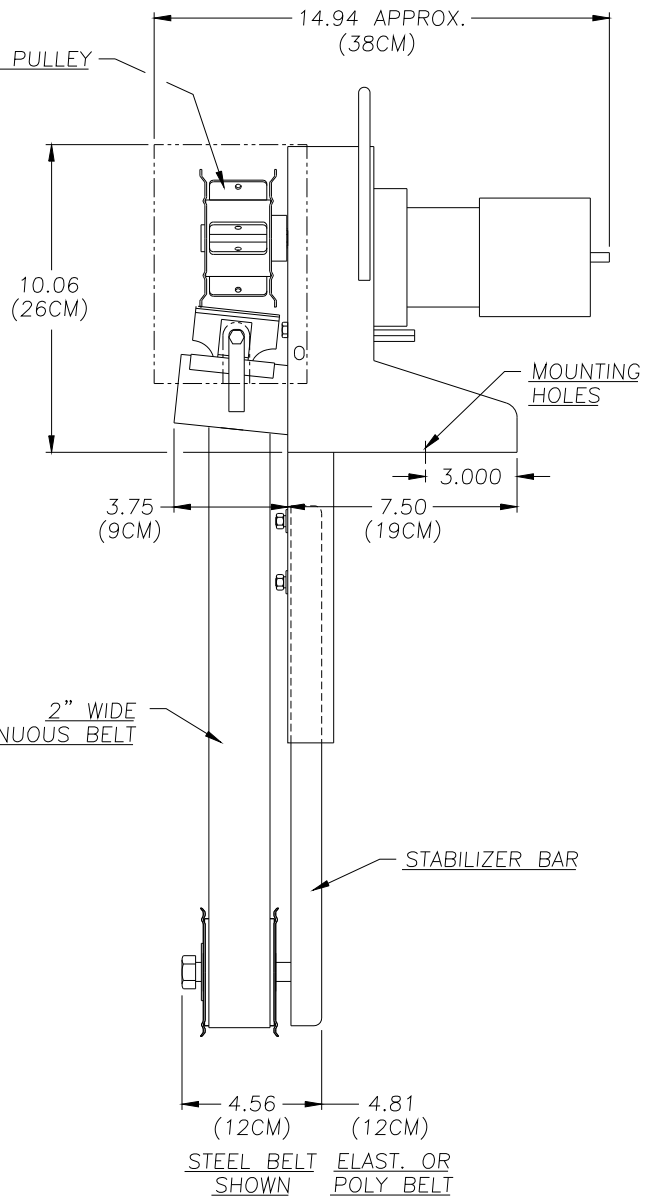


MOUNTING SURFACE

BELT LENGTH
(AS SPECIFIED)
1'6" - 5'0"

TAIL PULLEY

2" WIDE
CONTINUOUS BELT



HEAD PULLEY

MOUNTING HOLES

STABILIZER BAR

STEEL BELT ELAST. OR
SHOWN POLY BELT

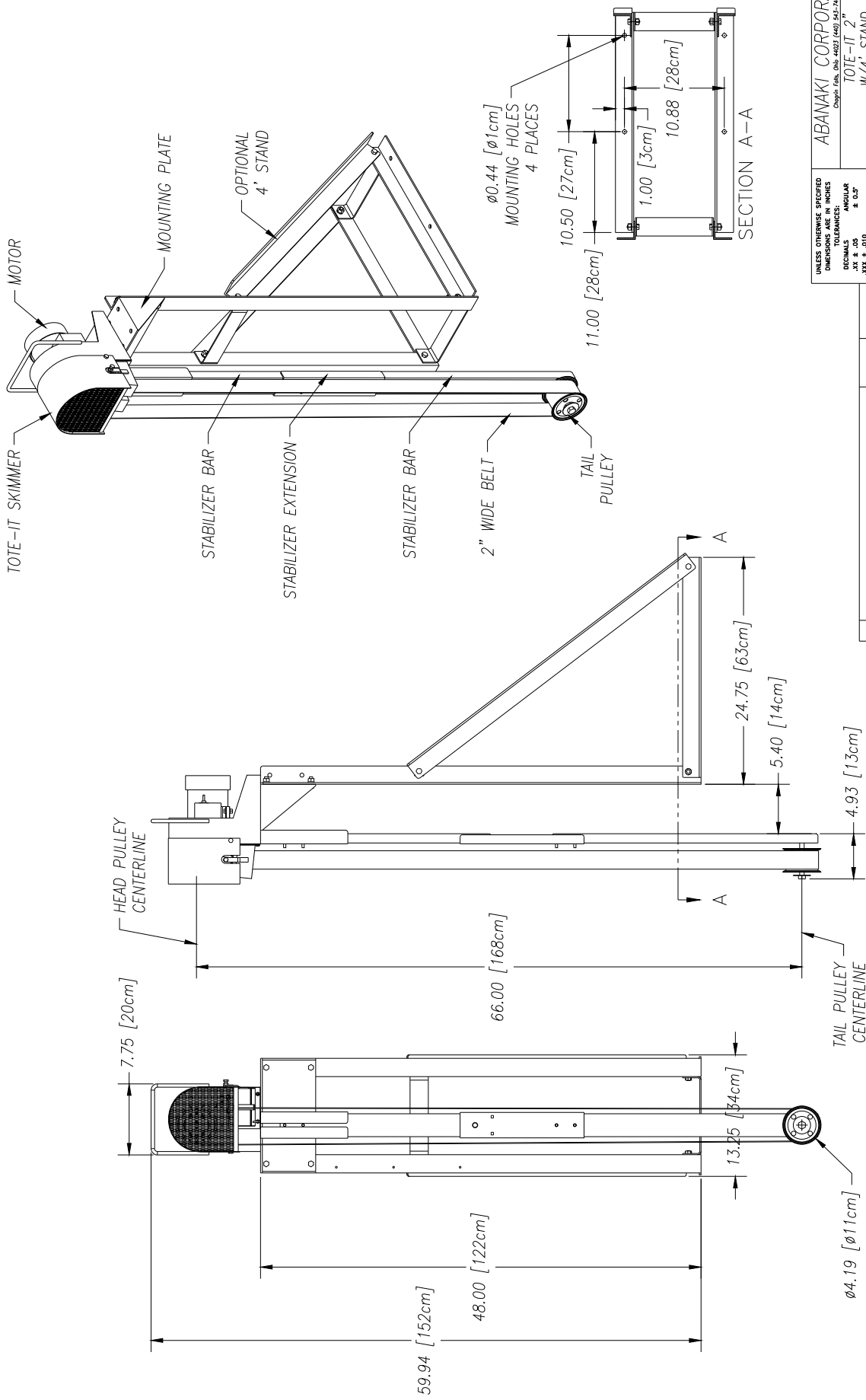
1	ADDED MOUNTING FOOTPRINT	02/18/98	
REV	DESCRIPTION	DATE	APPROVED
THIS PRINT IS THE PROPERTY OF ABANAKI CORPORATION. IT MAY NOT BE REPRODUCED IN ANY MANNER OR SUBMITTED TO ANY OUTSIDE PARTIES FOR EXAMINATION WITHOUT OUR EXPRESSED WRITTEN CONSENT. IT SHALL BE USED ONLY AS A MEANS OF REFERENCE TO WORK DESIGNED OR FURNISHED BY US. U.S. PATENTS PENDING.			

UNLESS OTHERWISE SPECIFIED
DIMENSIONS ARE IN INCHES
TOLERANCES:
DECIMALS .XX ± .05
ANGULAR .XXX ± .010
DO NOT SCALE DRAWING

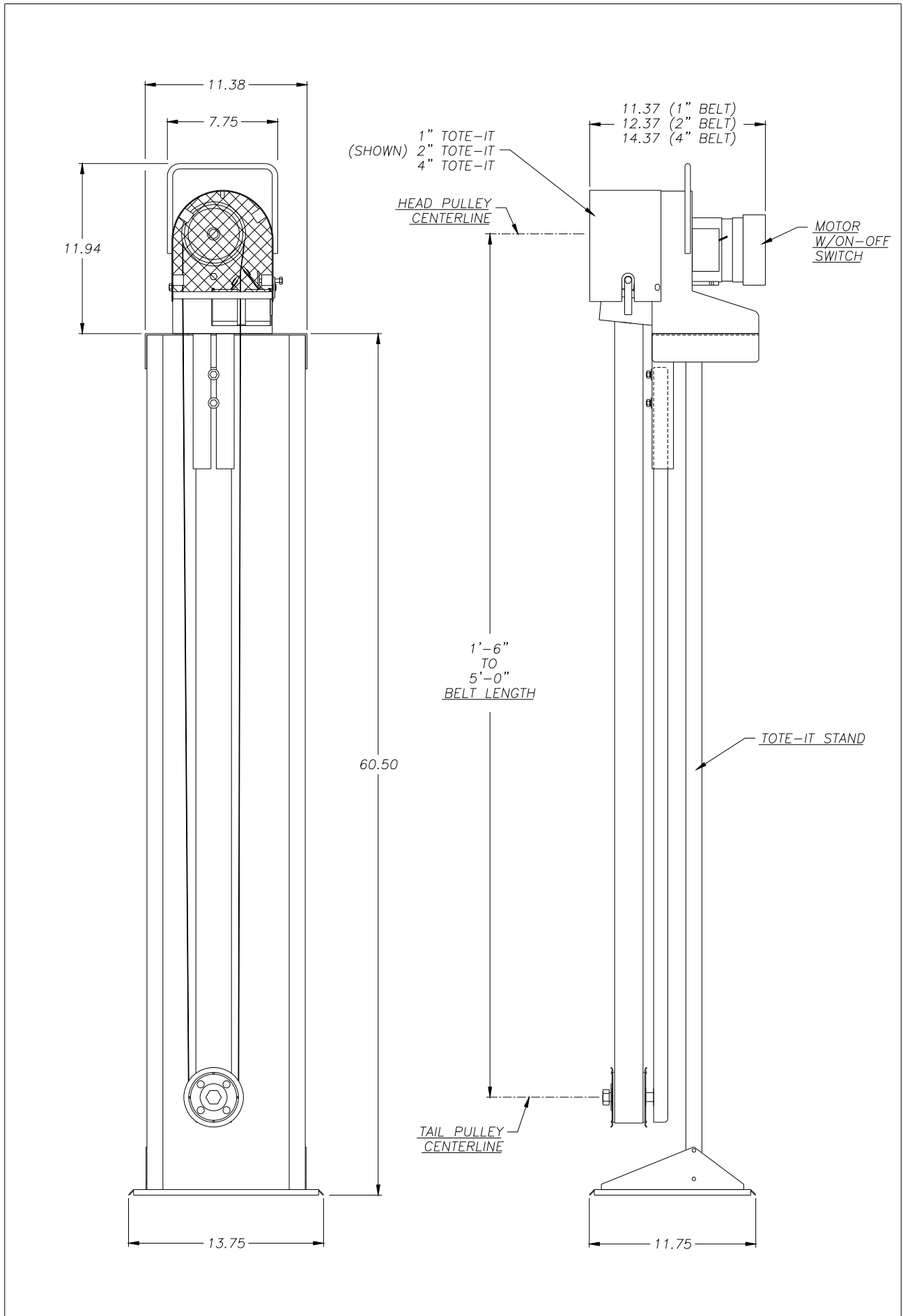
TOTE-IT 2" OIL SKIMMER
50/60Hz MOTOR
OVERALL DRAWING

ABANAKI CORPORATION		Chicago, Falls, Ohio 44023 (440) 843-7400	
SIZE	SCALE	DWG. No.	REV
D	-	T12D-DIM	1
DATE	06/16/97	SHEET	1 of 1

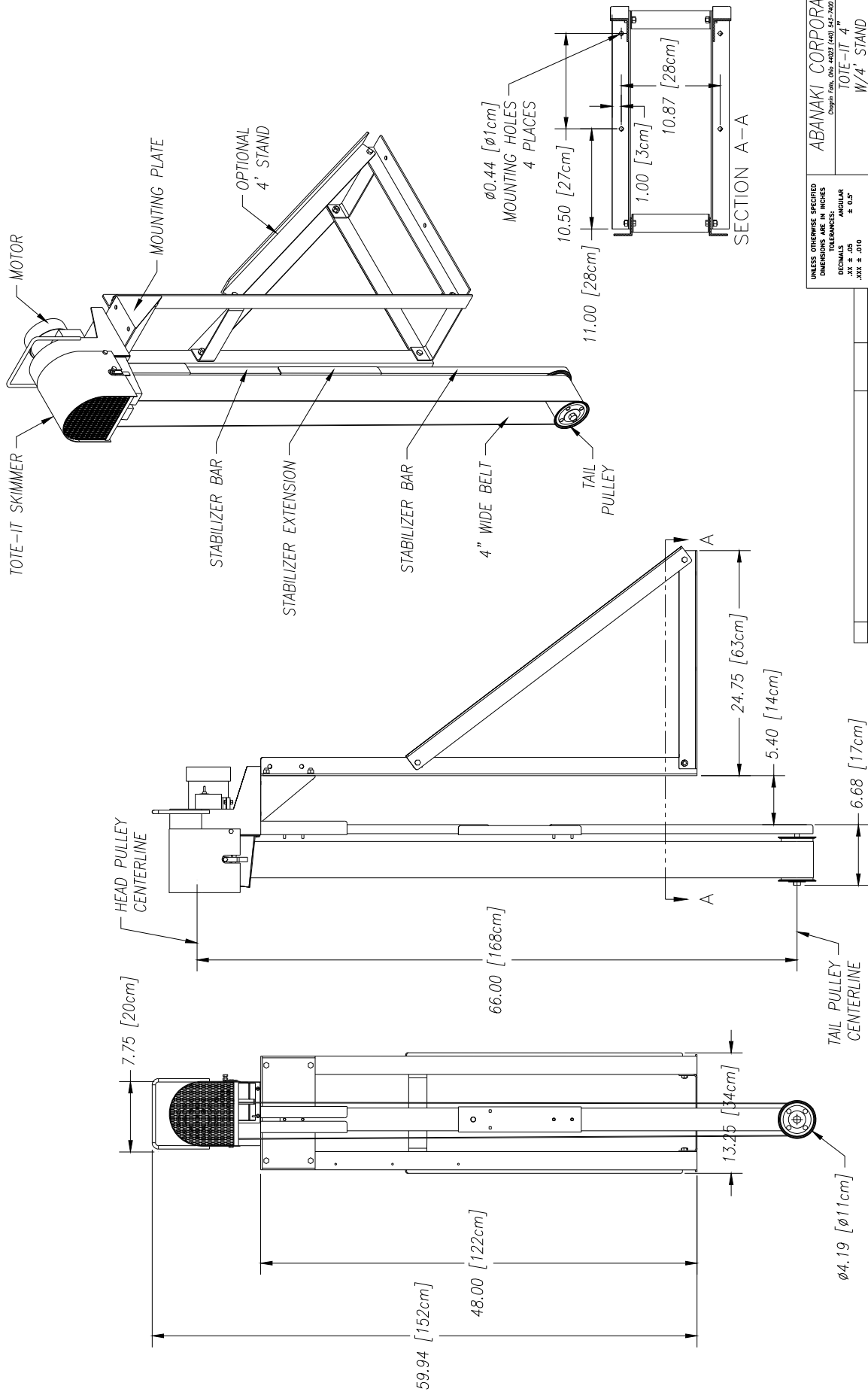
DRAWN BY: Ken Fagan
PRINT ISSUED ON: 02/18/98



UNLESS OTHERWISE SPECIFIED DIMENSIONS ARE IN INCHES DECIMALS ANGULAR TOLERANCES: XX ± .05 XXX ± .010	DO NOT SCALE DRAWING	APPROVED	DATE
THIS PRINT IS THE PROPERTY OF ABANAKI CORPORATION. IT MAY NOT BE REPRODUCED IN ANY MANNER OR SERVED TO OUTSIDE PARTIES FOR EXAMINATION WITHOUT OUR EXPRESSED WRITTEN CONSENT. IF THIS PRINT IS FOUND TO BE A VIOLATION OF PATENT RIGHTS, THE USER SHALL BE RESPONSIBLE FOR ALL LAW SUITS AND DAMAGES. U.S. PATENTS PENDING.	DESCRIPTION	DATE	DATE
ABANAKI CORPORATION Chicago, ILL. (312) 463-7400 (402) 543-7400	TOTE-IT 2" W/4' STAND	Ken Faggon	01/31/07
OVERALL DRAWING	SIZE	SCALE	REP. NO.
REPLACES:	D	1	THA2-66-01
DATE: 01/31/07	SHEET 1 OF 1		



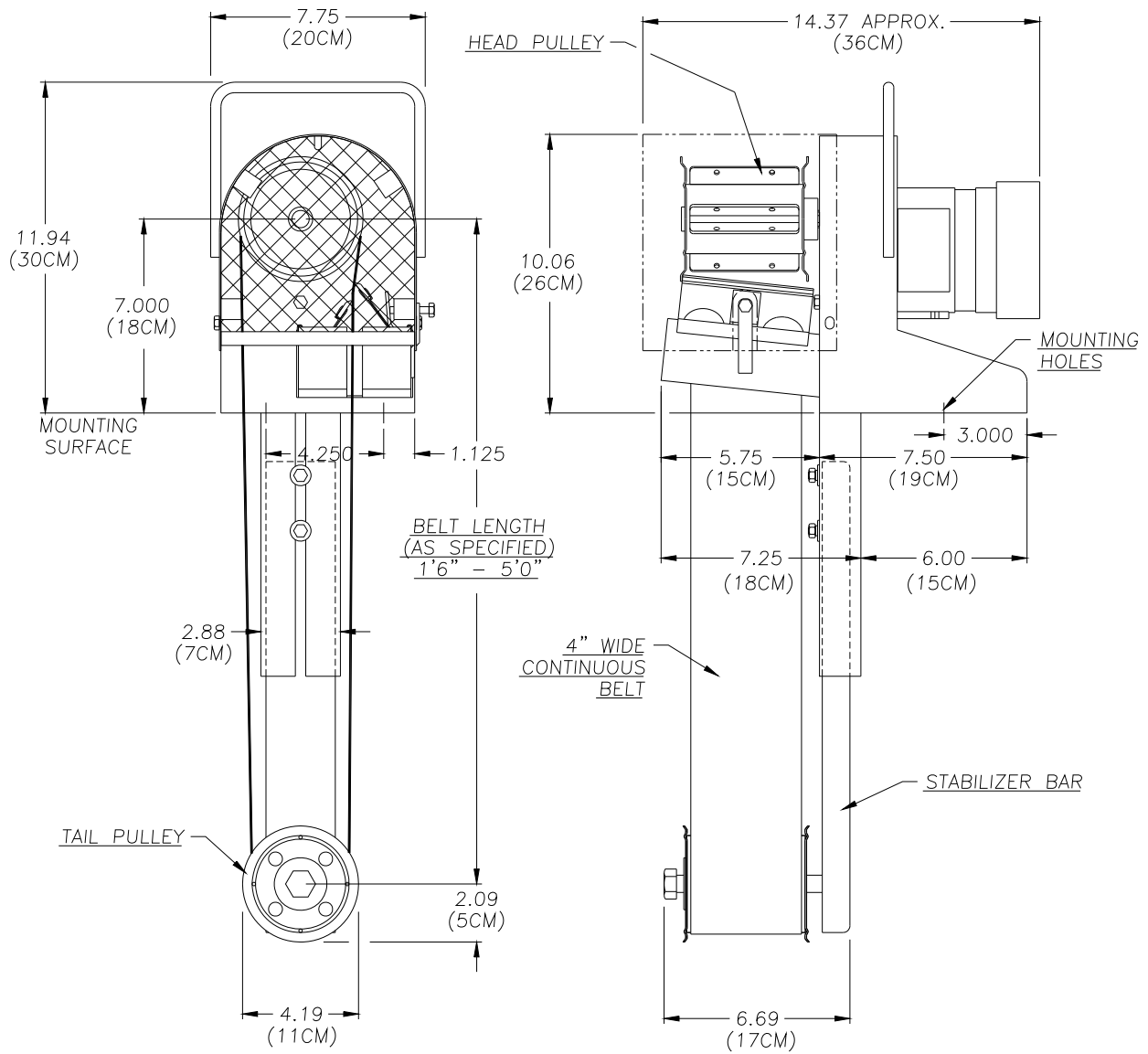
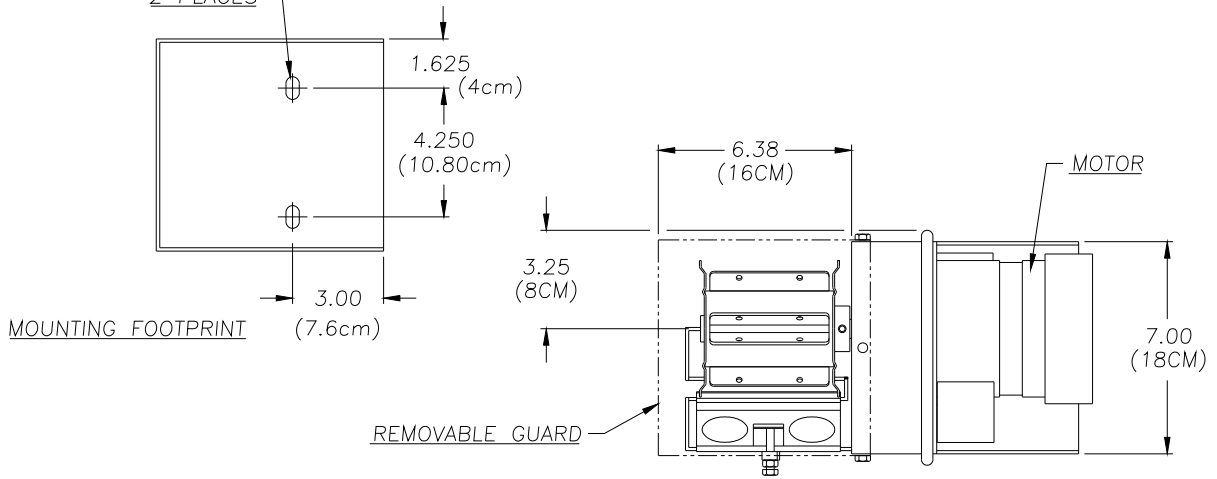
THIS PRINT IS THE PROPERTY OF ABANAKI CORPORATION. IT MAY NOT BE REPRODUCED IN ANY MANNER OR SUBMITTED TO ANY OUTSIDE PARTIES FOR EXAMINATION WITHOUT OUR EXPRESSED WRITTEN CONSENT. IT SHALL BE USED ONLY AS A MEANS OF REFERENCE TO WORK DESIGNED OR FURNISHED BY US. U.S. PATENTS PENDING.		UNLESS OTHERWISE SPECIFIED DIMENSIONS ARE IN INCHES TOLERANCES: DECIMALS .XX ± .05 ANGULAR .XX ± .010 DO NOT SCALE DRAWING		TOTE-IT STORAGE STAND 1", 2" & 4" OVERALL DRAWING		ABANAKI CORPORATION <small>Chagrin Falls, Ohio 44023 (216) 543-7400</small> DWG. NO. TI-STD-A		REV. 0
REV	DESCRIPTION	DATE	APPROVED	DRAWN BY: <i>Ken Fagan</i>	SIZE SCALE: D -	DATE: 01/16/97	SHEET: 1 of 1	



UNLESS OTHERWISE SPECIFIED DIMENSIONS IN INCHES		ABANAKI CORPORATION CORP. OFF. 605-4422 (40) 545-7400	
DECIMALS XX ± .02	ANGULAR XXX ± .075	TOTE-IT 4" W/4' STAND	
DO NOT SCALE DRAWING		OVERALL DRAWING	
DRAWN BY: Ken Fogdott	DATE: 02/02/07	DWG. NO.:	TI44-66.01
REVISED BY:	DATE:	REV. NO.:	0
THIS PRINT IS THE PROPERTY OF ABANAKI CORPORATION. IT MAY NOT BE REPRODUCED IN ANY MANNER OR FOR ANY PURPOSE WITHOUT THE WRITTEN PERMISSION OF ABANAKI CORPORATION. IT SHALL BE USED ONLY AS A MEANS OF REFERENCE TO WORK DESIGNED OR FURNISHED BY U.S. PATENTS PENDING.		SHEET 1 OF 1	

REV.	DESCRIPTION	DATE	APPROVED

7/16" x .75 SLOT THRU
2 PLACES



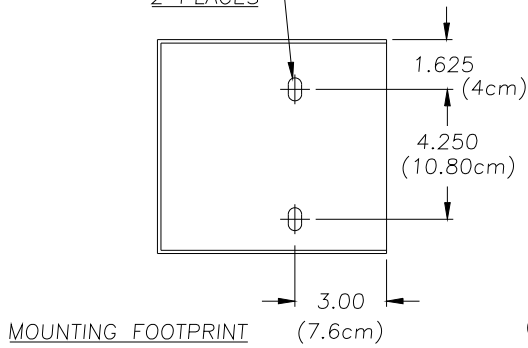
TAIL PULLEY CLEARANCE:
4.75" x 7.25" RECTANGLE OPENING
OR
8.50" DIA. OPENING

1	ADDED MOUNTING FOOTPRINT	02/18/98			UNLESS OTHERWISE SPECIFIED DIMENSIONS ARE IN INCHES TOLERANCES: DECIMALS .XX ± .05 ANGULAR XXX ± .010 DO NOT SCALE DRAWING	TOTE-IT 4" OIL SKIMMER OVERALL DRAWING	DRAWN BY: Ken Fagan PRINT ISSUED ON: 02/18/98	SIZE: D SCALE: —	DWG NO.: T14-DIM	REV: 1
1	ADDED MOUNTING FOOTPRINT	02/18/98								

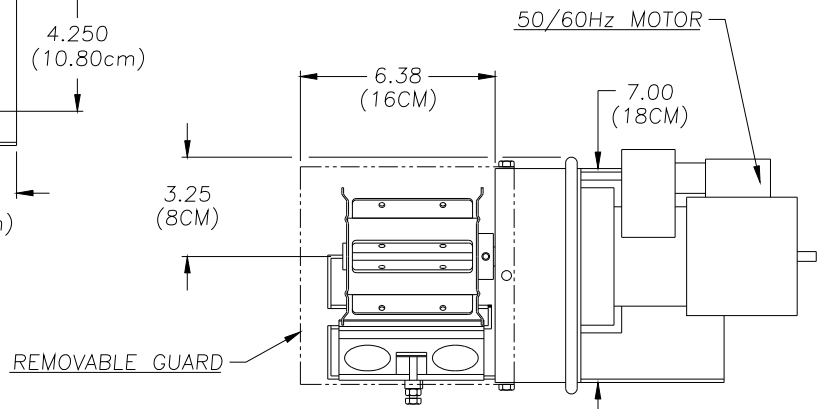
THIS PRINT IS THE PROPERTY OF ABANAKI CORPORATION; IT MAY NOT BE REPRODUCED IN ANY MANNER OR SUBMITTED TO ANY OUTSIDE PARTIES FOR EXAMINATION WITHOUT OUR EXPRESSED WRITTEN CONSENT. IT SHALL BE USED ONLY AS A MEANS OF REFERENCE TO WORK DESIGNED OR FURNISHED BY US. U.S. PATENTS PENDING.

ABANAKI CORPORATION
Chopin Falls, Ohio 44023 (440) 543-7400

7/16" x .75 SLOT THRU
2 PLACES

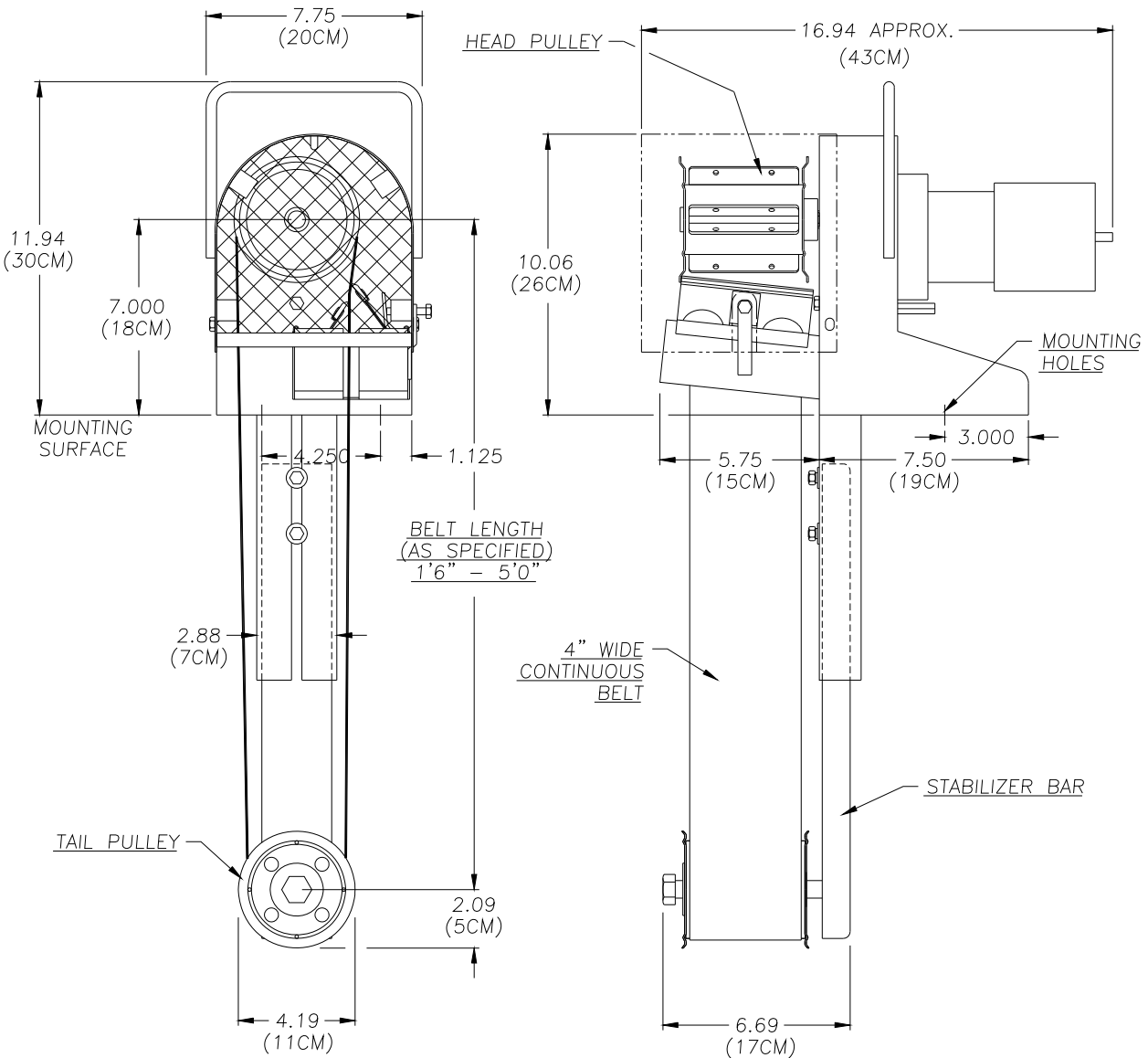


MOUNTING FOOTPRINT



REMOVABLE GUARD

50/60Hz MOTOR



HEAD PULLEY

11.94
(30CM)

7.000
(18CM)

MOUNTING
SURFACE

2.88
(7CM)

TAIL PULLEY

2.09
(5CM)

4.19
(11CM)

BELT LENGTH
(AS SPECIFIED)
1'6" - 5'0"

4" WIDE
CONTINUOUS
BELT

16.94 APPROX.
(43CM)

10.06
(26CM)

MOUNTING
HOLES

3.000

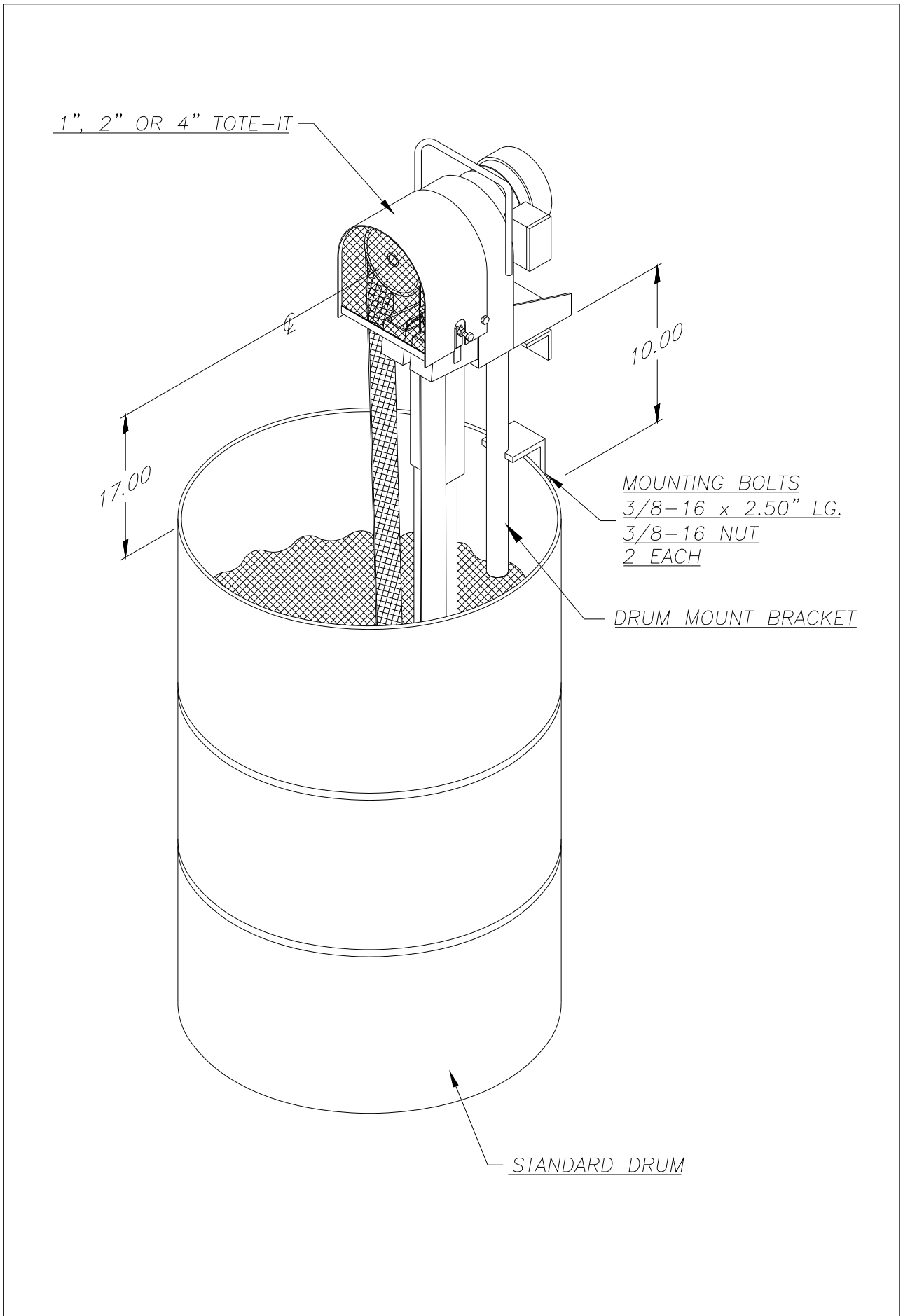
5.75
(15CM)

7.50
(19CM)

STABILIZER BAR

6.69
(17CM)


1	ADDED MOUNTING FOOTPRINT	02/18/98		UNLESS OTHERWISE SPECIFIED DIMENSIONS ARE IN INCHES TOLERANCES:	TOTE-IT 4" OIL SKIMMER	ABANAKI CORPORATION			
REV	DESCRIPTION	DATE	APPROVED	DECIMALS .XX ± .05	50/60Hz MOTOR	SIZE D	SCALE -	DWG NO. T14D-DIM	REV 1
THIS PRINT IS THE PROPERTY OF ABANAKI CORPORATION. IT MAY NOT BE REPRODUCED IN ANY MANNER OR SUBMITTED TO ANY OUTSIDE PARTIES FOR EXAMINATION WITHOUT OUR EXPRESSED WRITTEN CONSENT. IT SHALL BE USED ONLY AS A MEANS OF REFERENCE TO WORK DESIGNED OR FURNISHED BY US. U.S. PATENTS PENDING.				ANGULAR ± 0.5°	OVERALL DRAWING	PRINT ISSUED ON 02/18/98	DATE 06/16/97	SHEET 1 of 1	
				XXX ± .010	DRAWN BY: Ken Fagan				
				DO NOT SCALE DRAWING	PRINT ISSUED ON 02/18/98				



REV	DESCRIPTION	DATE	APPROVED	UNLESS OTHERWISE SPECIFIED DIMENSIONS ARE IN INCHES	1", 2" OR 4" TOTE-IT DRUM MOUNT ASS'Y DRAWING	ABANAKI CORPORATION Chopin Falls, Ohio 44023 (440) 543-7400		SIZE	SCALE	DWG. NO.	REV
THIS PRINT IS THE PROPERTY OF ABANAKI CORPORATION. IT MAY NOT BE REPRODUCED IN ANY MANNER OR SUBMITTED TO ANY OUTSIDE PARTIES FOR EXAMINATION WITHOUT OUR EXPRESSED WRITTEN CONSENT. IT SHALL BE USED ONLY AS A MEANS OF REFERENCE TO WORK DESIGNED OR FURNISHED BY US. U.S. PATENTS PENDING.				TOLERANCES: DECIMALS .XXX ± .005 ANGULAR ± 0.5° .XXX ± .010		DRAWN BY: Ken Fagan PRINT ISSUED ON: 12/31/96	D	-	TI-DRMT	0	DATE: 12/31/96

WELL OIL SKIMMER

PetroXtractor®



Oil Skimming for Wells and Other Small Openings

- Ideal for removal of floating oil and other hydrocarbon liquids from existing recovery or monitoring wells
- Can be installed in well casings as small as 2 in. ID
- Elevates skimmed oil 100 feet or more for easy discharge into 55 gallon drum
- Removes up to 12 gph of oil from water
- Solar power option available
- Can recover everything from coal tar to kerosene

General Description

The Abanaki PetroXtractor® is a dependable and cost effective means of removing oil, fuel, and other floating hydrocarbons from water where access to the fluid surface is limited. It provides efficient remediation of groundwater contaminated by oil, using existing recovery and monitoring wells. Often, the PetroXtractor® working alone will reduce oil or fuel content to an acceptable EPA level. Models are available for two inch, four inch, and six inch ID well casings, with removal rates up to 12 gph. Depths of 100 feet or more can be accommodated without the use of pumps.

The PetroXtractor® is an oil skimmer that makes use of the differences in specific gravity and surface tension between oil and water. These physical characteristics allow the unit's continuous belt to attract floating oil in the well.

The PetroXtractor Advantages

- Allows existing monitoring wells to be used as recovery wells
- Portable — can be easily hand-carried from well to well
- A single unit separates oil and elevates it up to 100 feet without a pump
- Maintains skimming efficiency with fluctuating water level
- Tail pulley is tethered to the frame to prevent accidental loss of belt and tail pulley in the well casing
- Easy mounting, fast cleaning with minimal maintenance
- Belt materials to fit any application
- Many options available to customize unit for your application

Go With
The Pro!



Skimmerman™

ABANAKI
CORPORATION

17387 Munn Road
Chagrin Falls, OH 44023

Phone: (440) 543-7400

Fax: (440) 543-7404

1-800-358-SKIM (7546)

www.abanaki.com

After picking up the oil, the belt travels over the head pulley on the drive unit and through tandem wiper blades. The oil is then scraped off both sides of the belt and discharged through a 1-1/4" ID hose. The unique bearingless design of the tail pulley (immersed in the well water) with its tethered frame allows it to perform three important functions: it keeps proper tension on the belt, prevents accidental loss down the well, and keeps the belt centered in the casing.

The PetroXtractor® can be installed in existing wells by mounting it on a flat surface above the well. Skimmer operation consists of merely lowering the belt and tail pulley into the casing until the pulley is fully immersed, placing the discharge hose in a container, and switching the unit on.

Where To Use The PetroXtractor

The PetroXtractor is designed for those applications that have a limited access area and a deep drop between the mounting surface and the surface of the liquid. The unit can be used anywhere electric power, compressed air, or 12VDC is available. Vapor tight enclosures, explosion proof, or pneumatic motors are available for areas where combustible fumes may be present.



PetroXtractor in optional Poly-Shelter

Key Features of the PetroXtractor

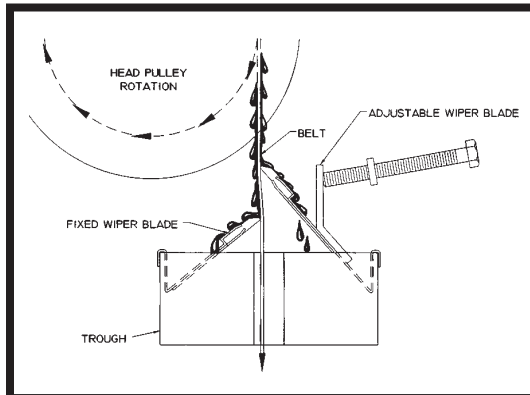
- Small mounting and operating area
- Chip resistant finish
- Customized belt lengths and materials
- Easily mounted on flat surface
- Belt and wipers impervious to oils and fuels
- Weighted and tethered tail pulley
- Fast cleaning with minimal maintenance
- Can be customized to application needs
- Solar powered units available

Rugged Construction for Harsh Conditions

The PetroXtractor will provide many years of trouble-free service. A tough power train keeps the PetroXtractor running under the most severe conditions.



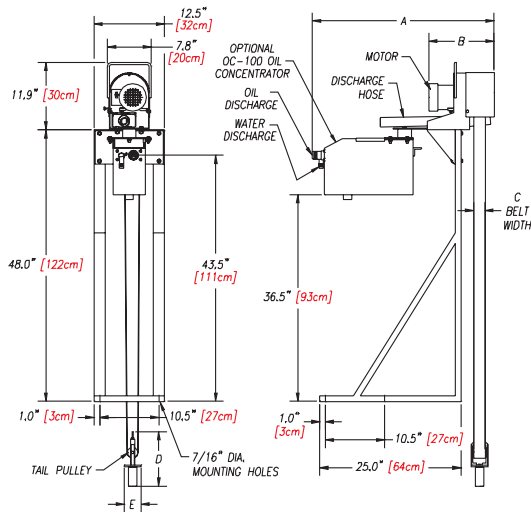
Tail Pulley Detail



Wiper Blade Detail

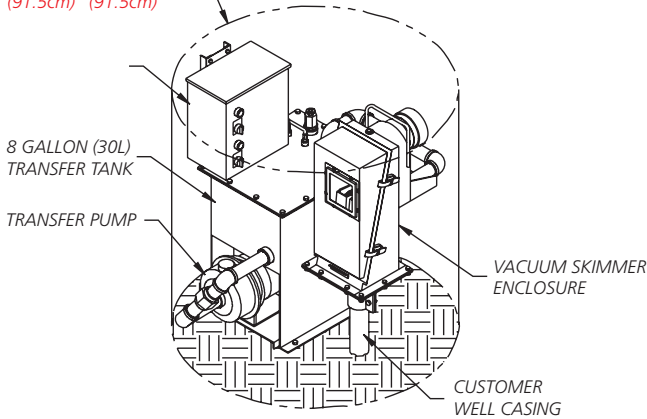
WELL OIL SKIMMER PetroXtractor®

Unit	SPXA	SPXB	SPXC
A	29-3/4"	30-3/4"	32-3/4"
B	10-7/8"	11-7/8"	13-7/8"
C	1"	2"	4"
D	5"	6"	4"
E	1-3/4"	3"	5-1/4"

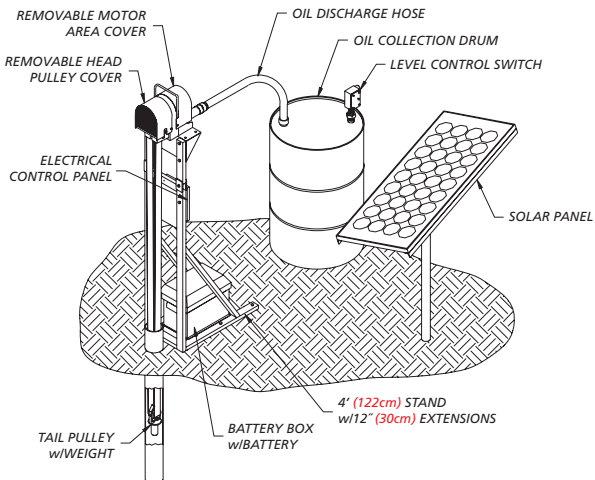


Installation Dimensions

36" DIA. x 36" HIGH PIT
(91.5cm) (91.5cm)



Optional Below Grade Mounting Kit



Optional Solar Unit Power


Applications

- Groundwater monitoring wells
- Recovery wells
- Leaky underground tanks
- Limited access areas
- Below grade vaults/manholes
- Explosive environments
- Recovering DNAPL or LNAPL
- Remote locations--solar power

Abanaki's Oil Concentrators®

The Oil Concentrator® is an option available on all ABANAKI oil skimmers. Under most operating conditions ABANAKI oil skimmers will pick up oil with less than 5% water. But as surface oil is reduced to a thin layer (1/16 to 1/8 inch thick), more water or coolant may also be picked up along with the oil. When used in tandem with the oil skimmer, an Oil Concentrator will solve this problem, and provides virtually complete oil/water separation, saving money and improving the efficiency of the skimmer.

Based on the principle of gravity separation, the Oil Concentrator uses no electricity, timers, sensors, pumps, or other moving parts. The Oil Concentrator sits behind the skimmer and receives its discharged oil. The unit comes complete with a mounting bracket, removable sludge screen and a drain plug to ease clean up. For higher viscosity oils or low temperature applications, a thermostatically controlled heater is available as an option.



Optional equipment shown in some views.

WELL OIL SKIMMER

PetroXtractor®

Abanaki has thousands of skimmers installed worldwide at leading companies such as...

American Cyanamid
Armstrong World Industries
Bethlehem Steel
Boeing
Bureau of Reclamation
Caterpillar
Chevron
Clean Harbors
Corning
Dow Chemical
Eaton
Flying J
Ford Motor
General Electric
IT Corp.
Henry Filters

Industrial Environmental Products
John Deere
Kaiser Aluminum
Kemron Environmental
McLaren Hart
Monroe Auto Equipment
New York Power Authority
Nissan Motor
Outboard Marine
TRW
United Airlines
US Gypsum
US Repeating Arms
USS Great Lakes Fleet
U.S. Army Corp. of Engrs.
Westinghouse Electric

Other Oil Skimming Products From Abanaki

Model 8²

For Most Applications
Single 8-inch wide belt (20.3 cm)
Any length belt
Capacity: 40 GPH (151.4 LPH)

Model MB²


For High Volume
Two to five 8-inch belts (20.3 cm)
Any length belts
Capacity: to 200 GPH (757.1 LPH)

Tote-It² Portable

Portable for Moderate Capacity Applications
Single belt: 2-inch or 4-inch (5.1 or 10.2 cm)
Belt length: 1'-6" to 5'-0" (45.2 to 152.4 cm)
Capacity: 6 GPH - 2" belt (15.1 LPH - 5.1 cm belt)
12 GPH - 4" belt (22.7 LPH - 10.2 cm belt)

Mighty Mini²

Small Applications (Parts Washers, CNC Machines, 55 Gal. Drums)
Single belt: 1-inch or 2-inch (25.4 or 50.8 mm)
Belt length: 6", 12", 18", 24" (153, 305, 458, 610 mm)
Capacity: 1 GPH - 1" belt (3.81 LPH)
2 GPH - 2" belt (5.71 LPH)



Specifications

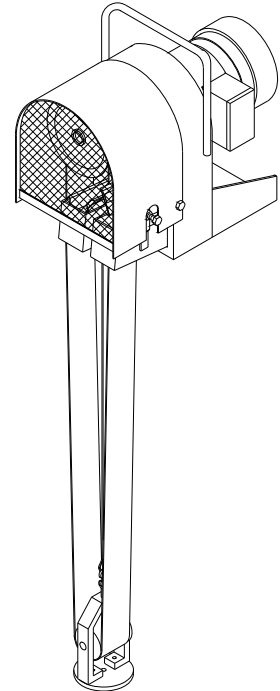
Oil Removal Rate	Model PX-A: 3 gph (11 lph) with 1 in.(2.5 cm) wide belt Model PX-B: 6 gph (23 lph) with 2 in.(5 cm) wide belt Model PX-C: 12 gph (45 lph) with 4 in.(10 cm) wide belt (Removal rate is based on 30 weight oil or gasoline in water.)
Motor	Fractional hp TEFC, 115VAC, single phase, 60 Hz gear motor, including 8 foot cord with electrical plug Optional: 50 Hz; 3-phase; explosion proof; 12VDC or pneumatic
Belt Width (Specify)	PX-A (1 in. (2.5 cm) for 2 in. (5 cm) ID casing PX-B (2 in. (5 cm)) for 4 in. (10 cm) ID casing PX-C (4 in. (10 cm)) for 6 in. (15 cm) ID casing
Belt Material	Specify specially engineered polymer or LFO (Fuzzy) Poly. When in doubt, consult factory for advice on the best belt for your application.
Wiper Material	UHC or Ceramic
Mounting Method	Flat base mount with oil discharge through a 1-1/4 in. (3.1cm) ID hose
Mounting Area	See installation drawing or ask factory rep for more info.
Weights¹	Complete assembly without tail pulley or belt: Model PX-A: 30 lbs. (13.6 Kg.) Model PX-B: 31 lbs. (14 Kg.) Model PX-C: 38 lbs. (17 Kg.) PX-A Tail pulley: 2 lbs. (1.3 Kg.) PX-B Tail Pulley: 3 lbs. (2.7 Kg.) PX-C Tail Pulley: 4.5 lbs. (4.1 Kg.)
Options (Specify)	<ul style="list-style-type: none"> • Above-ground mounting stand • Stainless steel construction • Solar power available • On-Off float switches to fit 3/4 in.(1.8 cm) bung of discharge drum. (Available in standard or explosion proof.) • Oil Concentrator² for virtually water-free oil discharge. (Available in standard or explosion proof.) • Reinforced poly-shelters for protection of skimmer • 24 hour timer to start/stop PetroXtractor at specified intervals (standard or explosion proof) • Vapor tight enclosures • Below grade transfer package • Heaters for cold climates or thick product • Stabilizer rods for DNAPL or heavy product. • For unique applications consult factory rep to customize.
Specification Notes:	<ol style="list-style-type: none"> 1. The PetroXtractor is UPS shippable. 2. Consult factory for recommendations covering operating conditions not listed here. 3. Must provide own wiring on explosion proof units.

ABANAKI

PetroXtractor[®] Well Oil Skimmer: 1", 2", 4" Belts

Quick Summary:

For oil removal applications requiring access through a 2", 4" or 6" well casing, the PetroXtractor offers a versatile solution. Capable of skimming hydrocarbon contaminants from your well, the PetroXtractor can be configured for both a permanent or portable skimming system. With many available mounting arrangements, the PetroXtractor can be mounted nearly anywhere as a complete system or as a stand alone unit. For remote locations or special demands, alternative power requirements and shelters are available. Also available, the PetroXtractor can be mounted underground in a manway, or above ground in a vapor tight enclosure.



Highlights:

1. The 1", 2" or 4" continuous belt is available in center to center lengths of up to 110 feet.
2. Oil discharge is through a 1-1/4" N.P.T. coupling.
3. Weighted P.V.C. tail pulley is designed to retain belt.
4. Fan-cooled fractional horsepower gear motor.
5. A special non-abrasive, non-impact drive system, which adds to belt life.
6. Choice of two different belt materials: LFO "Fuzzy" and Poly.

Quick Chart:

CAP. GAL.	MODEL	BELT WIDTH	BELT LENGTH	RPM	AMPS	VOLTS Hz	PHASE	STANDARD MOTOR		OPTIONAL MOTOR	
								AIR MOTOR	D.C. MOTOR		
3	PX-A	1"	Up to 100 ft.	30 RPM	1.4A	115 60Hz	1 PH	OPT.	OPT.	OPT.	OPT.
6	PX-B	2"	Up to 100 ft.	30 RPM	1.4A	115 60Hz	1 PH	OPT.	OPT.	OPT.	OPT.
12	PX-C	4"	Up to 100 ft.	30 RPM	1.4A	115 60Hz	1 PH	OPT.	OPT.	OPT.	OPT.

Notes:

1. Motors: Additional motors, including explosion proof, are available per customer specification. See motor spec sheet for complete listing of motors.
2. Any listed motor may be used with adapter to gear reducer.
3. Gear Reducers: Various ratios are available upon request, per customer specification. Consult factory for more information.
4. Variable speed control: If air is available, it is the most practical & cost efficient. Variable speed electric's can be furnished, but can be cost prohibitive.
5. Always consult the factory for special applications.

ABANAKI CORPORATION © All rights reserved 2004

17387 Munn Road Chagrin Falls, Ohio 44023 U.S.A.

Phone: 1-800-358-SKIM Fax: (440) 543-7404

Spec:0504045-1

www.abanaki.com

Skimmer Specification Sheet

PART 1: GENERAL

1.01 Construction

1. Solid welded carbon steel with a baked on powder coat finish. (except as specified below)
2. Color: RAL5005 or equivalent (Dark Blue).
3. Optional: 316 Stainless Steel

1.02 Pulley Types

1. Drive Pulley (Head Pulley)
 - A. Head Pulley with nitrile lagging.
 - B. Additional traction wheel with viton band.
2. Tail Pulley
 - A. P.V.C. housing and pulley; cage type housing with weight per application.

1.03 Motor

1. 1/20H.P. 115 Volt, 60Hz. @ 30 RPM 1.4 Amp shaded pole gear motor, TEFC U.L. and C.S.A. approved.

1.04 Guard

1. Standard steel drive pulley area cover, bolt in place.

1.05 Belt Material and Length

1. Standard Material (1" wide): choice of LFO "Fuzzy" or Poly.
2. Length: As required up to 110'.

1.06 Wiper Blades

1. Standard Material: Hybrid.
 - A. Adjustable wiper: screw type for tensioning, with single wiper insert.
 - B. Fixed: in place to center belt, with single wiper insert.

1.07 Oil Discharge Outlet

1. Dual troughs discharging into a single 1-1/4" N.P.T. coupling.

1.08 Standard Mounting Arrangement

1. Two 7/16" clearance holes for mounting on flat surface.

1.09 Weight and Size

1. Weight of unit with gear motor is 34 lbs. for 1" unit.
2. Overall size of unit: 11-3/8"L x 7-3/4"W x 12"H

1.10 Mounting Requirements

1. Pipe opening size for Tail Pulley: 2" well casing - minimum.
2. Minimum Mounting Height: 12" from base to top of skimmer.

1.11 Power Requirements

1. 3 - prong grounded outlet. Unit comes with 8' cord for standard motor configuration.
2. Optional motors, e.g. explosion proof, are to be hard wired.

1.12 Optional Mounting Arrangements

1. PetroXtractor Stand: 48" tall, for mounting any skimmer, OC-110 Concentrator, and other optional equipment.
2. Drum mount, for operating skimmer and one OC-110 Concentrator on a 55 gallon drum.
3. Below grade mounting in manway.
4. Vapor Tight Enclosure well skimmer system.

Skimmer Specification Sheet

PART 1: GENERAL

1.01 Construction

1. Solid welded carbon steel with a baked on powder coat finish. (except as specified below)
2. Color: RAL5005 or equivalent (Dark Blue).
3. Optional: 316 Stainless Steel

1.02 Pulley Types

1. Drive Pulley (Head Pulley)
 - A. Head Pulley with nitrile lagging.
 - B. Additional traction wheel with viton band.
2. Tail Pulley
 - A. P.V.C. housing and pulley; cage type housing with weight per application.

1.03 Motor

1. 1/20 H.P. 115 Volt, 60Hz. @ 30 RPM 1.4 Amp shaded pole gear motor, TEFC U.L. and C.S.A. approved.

1.04 Guard

1. Standard steel drive pulley area cover, bolt in place.

1.05 Belt Material and Length

1. Standard Material (2" wide): choice of LFO "Fuzzy" or Poly.
2. Length: As required up to 110'.

1.06 Wiper Blades

1. Standard Material: Hybrid.
 - A. Adjustable wiper: screw type for tensioning, with single wiper insert.
 - B. Fixed: in place to center belt, with single wiper insert.

1.07 Oil Discharge Outlet

1. Dual troughs discharging into a single 1-1/4" N.P.T. coupling.

1.08 Standard Mounting Arrangement

1. Two 7/16" clearance holes for mounting on flat surface.

1.09 Weight and Size

1. Weight of unit with gear motor is 34 lbs. for 2" unit.
2. Overall size of unit: 12-3/8"L x 7-3/4"W x 12"H

1.10 Mounting Requirements

1. Pipe opening size for Tail Pulley: 4" well casing - minimum.
2. Minimum Mounting Height: 12" from base to top of skimmer.

1.11 Power Requirements

1. 3 - prong grounded outlet. Unit comes with 8' cord for standard motor configuration.
2. Optional motors, e.g. explosion proof, are to be hard wired.

1.12 Optional Mounting Arrangements

1. PetroXtractor Stand: 48" tall, for mounting any skimmer, OC-110 Concentrator, and other optional equipment.
2. Drum mount, for operating skimmer and one OC-110 Concentrator on a 55 gallon drum.
3. Below grade mounting in manway.
4. Vapor Tight Enclosure well skimmer system.

Skimmer Specification Sheet

PART 1: GENERAL

1.01 Construction

1. Solid welded carbon steel with a baked on powder coat finish. (except as specified below)
2. Color: RAL5005 or equivalent (Dark Blue).
3. Optional: 316 Stainless Steel

1.02 Pulley Types

1. Drive Pulley (Head Pulley)
 - A. Head Pulley with nitrile lagging.
 - B. Additional traction wheel with viton band.
2. Tail Pulley
 - A. P.V.C. housing and pulley; cage type housing with weight per application.

1.03 Motor

1. 1/20 H.P. 115 Volt, 60Hz. @ 30 RPM 1.4 Amp shaded pole gear motor, TEFC U.L. and C.S.A. approved.

1.04 Guard

1. Standard steel drive pulley area cover, bolt in place.

1.05 Belt Material and Length

1. Standard Material (4" wide): choice of LFO "Fuzzy" or Poly.
2. Length: As required up to 110'.

1.06 Wiper Blades

1. Standard Material: Hybrid.
 - A. Adjustable wiper: screw type for tensioning, with single wiper insert.
 - B. Fixed: in place to center belt, with single wiper insert.

1.07 Oil Discharge Outlet

1. Dual troughs discharging into a single 1-1/4" N.P.T. coupling.

1.08 Standard Mounting Arrangement

1. Two 7/16" clearance holes for mounting on flat surface.

1.09 Weight and Size

1. Weight of unit with gear motor is 36 lbs. for 4" unit.
2. Overall size of unit: 14-3/8"L x 7-3/4"W x 12"H

1.10 Mounting Requirements

1. Pipe opening size for Tail Pulley: 6" well casing - minimum.
2. Minimum Mounting Height: 12" from base to top of skimmer.

1.11 Power Requirements

1. 3 - prong grounded outlet. Unit comes with 8' cord for standard motor configuration.
2. Optional motors, e.g. explosion proof, are to be hard wired.

1.12 Optional Mounting Arrangements

1. PetroXtractor Stand: 48" tall, for mounting any skimmer, OC-110 Concentrator, and other optional equipment.
2. Drum mount, for operating skimmer and one OC-110 Concentrator on a 55 gallon drum.
3. Below grade mounting in manway.
4. Vapor Tight Enclosure well skimmer system.

ABANAKI

Electric Motor List

PetroXtractor[®]:1", 2", 4" Belt Units

Standard gear motor 60 Hz:

1/20 H.P. 1 PH 60 Hz TEFC
30 RPM
115 Volt
1.4 Amp

Optional 50Hz gear motor:

1/15 H.P. 1 PH 60/50 Hz TEFC
15/12.5 RPM
115/230 - 110/220 Volt
1.3/.65 - 1.2/.61 Amp

Optional Explosion-Proof Motors 50 & 60 Hz:

Note: These are 56 C-Face motors

1/3 H.P. 1 PH 60 Hz EXP.
1725 RPM 56 C-Face
115/208-230 Volt
6 / 3.2 / 3 Amp

1/3 H.P. 3 PH 60 Hz EXP.
1725 RPM 56 C-Face
208-230/460 Volt
1.8 / 1.6 / .8 Amp

1/2 H.P. 3 PH 50 Hz EXP.
1425 RPM 56 C-Face
220/380/440 Volt
2 / 1.2 / 1 Amp

1/2 H.P. 1 PH 50 Hz EXP.
1425 RPM 56 C-Face
110/220 Volt
7.2 / 3.6 Amp

Optional 575 Volt Motors

1/3 H.P. 3 PH 60 Hz TEFC
1725 RPM 56 C-Face
575 Volt
.64 Amp

1/2 H.P. 3 PH 60Hz EXP.
1725 RPM 56 C-Face
575 Volt
.9 Amp

1/2 H.P. 3PH 60Hz TEFC
1725 RPM 56 C-Face
575 Volt
.8 Amp

- Gear Reducers: Various ratios are available upon request, per customer specification. Consult factory for more information. Some of the available ratios are 50:1, 75:1, 150:1, 300:1.

ABANAKI CORPORATION © All rights reserved 2004

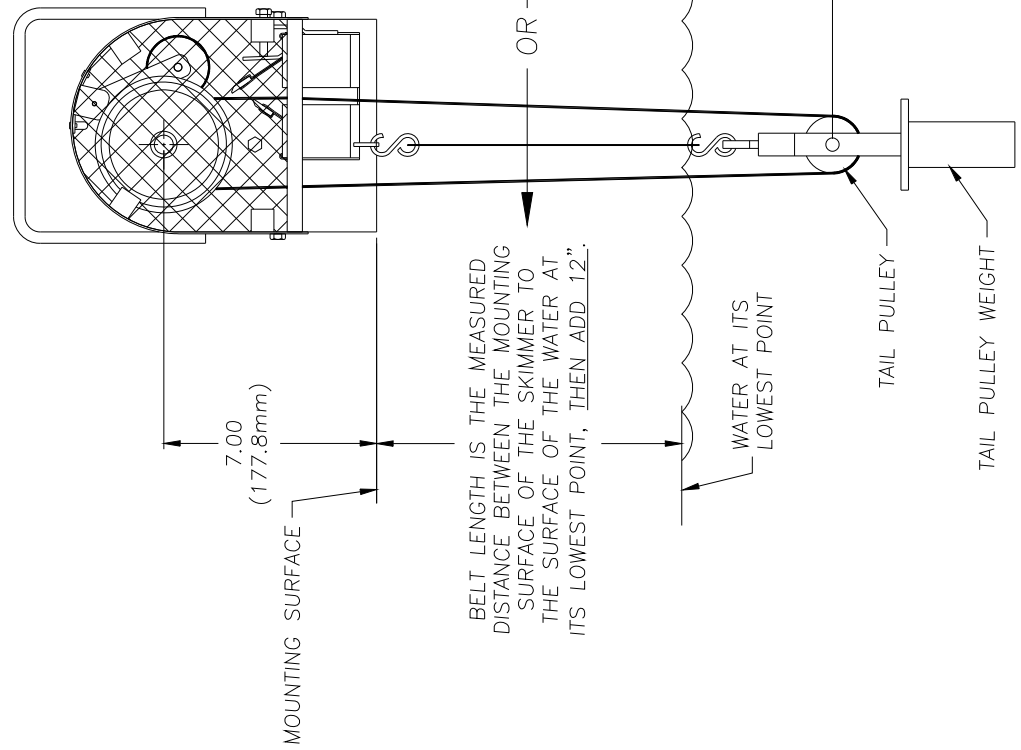
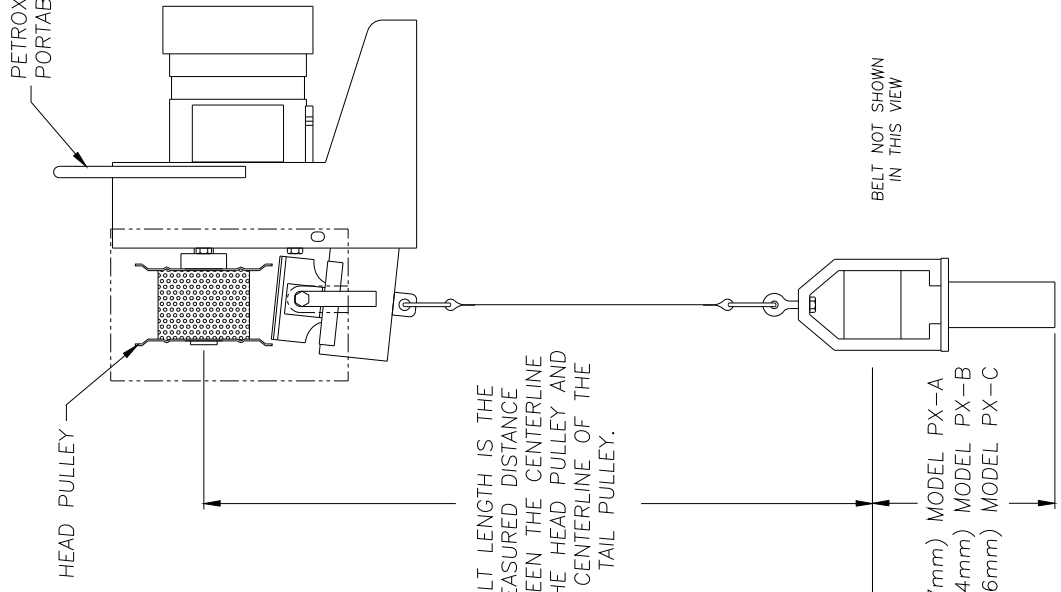
17387 Munn Road Chagrin Falls, Ohio 44023 U.S.A.

Phone: 1-800-358-SKIM Fax: (440) 543-7404

Spec:0504045-5

www.abanaki.com

PETROTRACTOR
PORTABLE OIL SKIMMER
MODEL PX-A (1")
MODEL PX-B (2")
MODEL PX-C (4")



UNLESS OTHERWISE SPECIFIED DIMENSIONS ARE IN INCHES TOLERANCES:
DECIMALS ANGULAR
.XX ± .05 ± 0.5°
.XXX ± .010

DO NOT SCALE DRAWING

THRU: Ken Faggon
DATE: 12/14/98

REV	DESCRIPTION	DATE	APPROVED

THIS PRINT IS THE PROPERTY OF ABANAKI CORPORATION. IT MAY NOT BE REPRODUCED IN ANY MANNER OR SUBMITTED TO ANY OUTSIDE PARTIES FOR EXAMINATION WITHOUT OUR EXPRESSED WRITTEN CONSENT. DRAWING IS A RECORD OF REFERENCE TO WORK ACCURATE OR UNLESS OTHERWISE NOTED AS A WORK IN PROGRESS. U.S. PATENT PENDING.

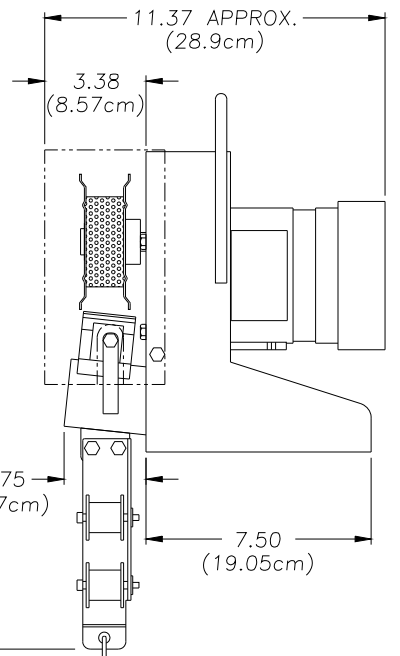
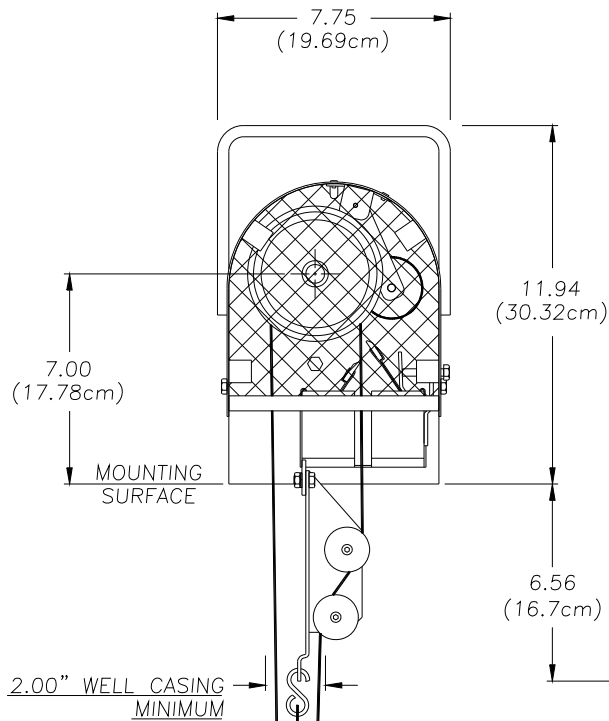
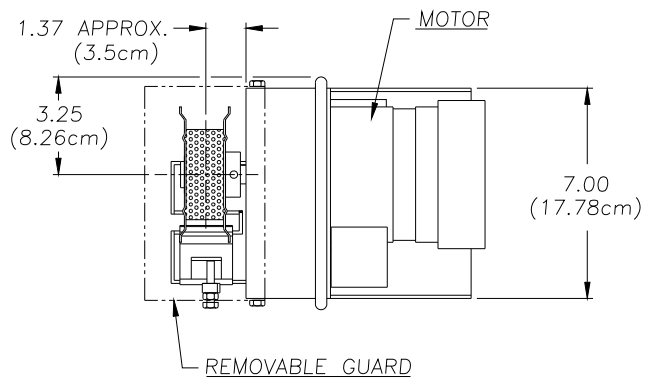
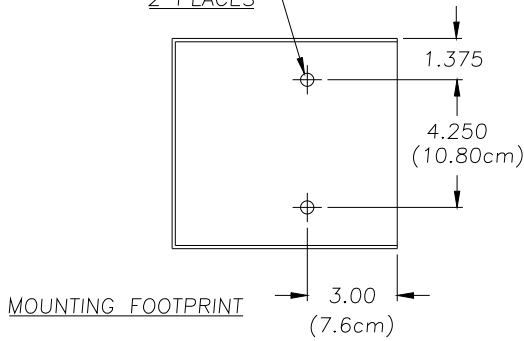
ABANAKI CORPORATION
Chicago, Ill. 60604-4033 (403) 542-7600

PETROTRACTOR PORTABLE OIL SKIMMER
BELT LENGTH
LAYOUT DRAWING

SET: D
SCALE: —
DWG. NO.: PX-BELTDIM
REV: 0

DATE: 12/14/98
PAGE: 1 of 1

7/16" DIA. THRU HOLE
2 PLACES



2.00" WELL CASING
MINIMUM

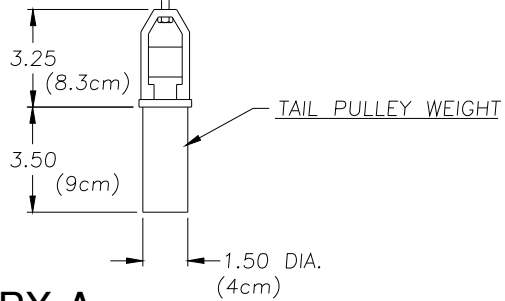
1" WIDE CONTINUOUS BELT
STD. LENGTH 5'-0"
OPTIONAL LENGTHS
UP TO 100'

RETAINING CABLE

(BELT NOT SHOWN)

TAIL PULLEY

1.75 DIA.
(4.4cm)



TAIL PULLEY WEIGHT

MODEL PX-A

2	ADDED MOUNTING FOOTPRINT	01/12/98	
1	UPDATED WEIGHT DIMENSIONS	04/17/97	
REV	DESCRIPTION	DATE	APPROVED
THIS PRINT IS THE PROPERTY OF ABANAKI CORPORATION. IT MAY NOT BE REPRODUCED IN ANY MANNER OR SUBMITTED TO ANY OUTSIDE PARTIES FOR EXAMINATION WITHOUT OUR EXPRESSED WRITTEN CONSENT. IT SHALL BE USED ONLY AS A MEANS OF REFERENCE TO WORK DESIGNED OR FURNISHED BY US. U.S. PATENTS PENDING.			

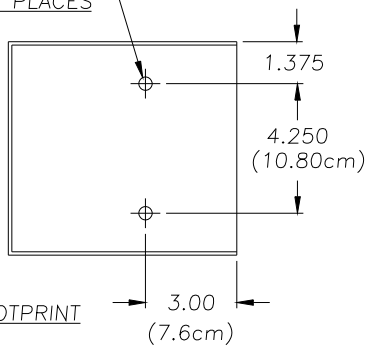
UNLESS OTHERWISE SPECIFIED
DIMENSIONS ARE IN INCHES
TOLERANCES:
DECIMALS .XX ± .05
.XXX ± .010
DO NOT SCALE DRAWING

PETROTRACTOR 1"
OVERALL
DRAWING

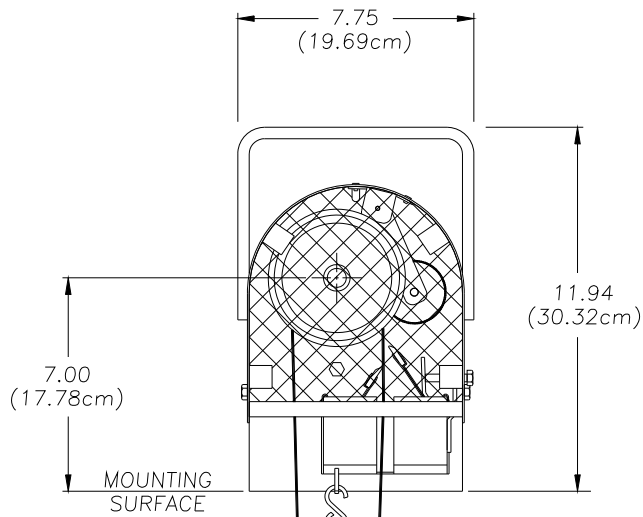
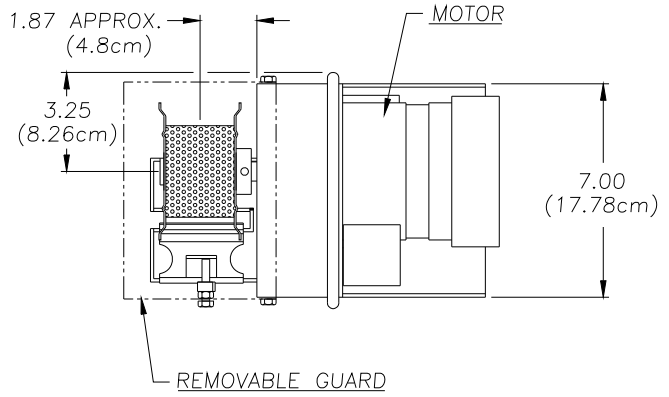
DRAWN BY: Ken Fagan
PRINT ISSUED ON: 01/12/98

ABANAKI CORPORATION		17387 Munn Rd., Chagrin Falls, Ohio 44023 (440) 543-7400	
SIZE: D	SCALE: —	ENG. NO.: PET1-DIM	REV: 2
DATE: 10/09/96		SHEET: 1 of 1	

7/16" DIA. THRU HOLE
2 PLACES



MOUNTING FOOTPRINT

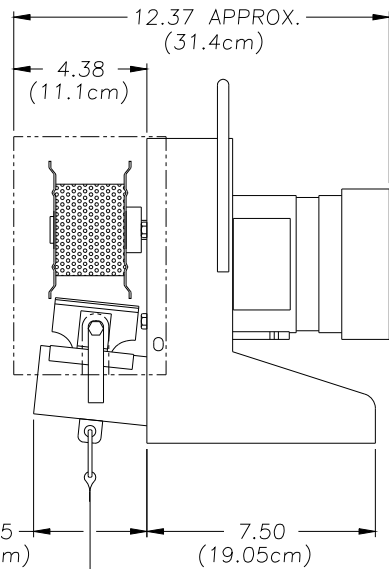


4.00" WELL CASING
MINIMUM

TAIL PULLEY

3.00 DIA.
(7.6cm)

2" WIDE CONTINUOUS BELT
STD. LENGTH 5'-0"
OPTIONAL LENGTHS
UP TO 100'



RETAINING CABLE

(BELT NOT SHOWN)

4.88
(12.4cm)

TAIL PULLEY WEIGHT

3.50
(9cm)

1.50 DIA.
(4cm)

MODEL PX-B

2	ADDED MOUNTING FOOTPRINT	01/12/98	
1	UPDATE WEIGHT DIMENSIONS	04/17/97	
REV	DESCRIPTION	DATE	APPROVED

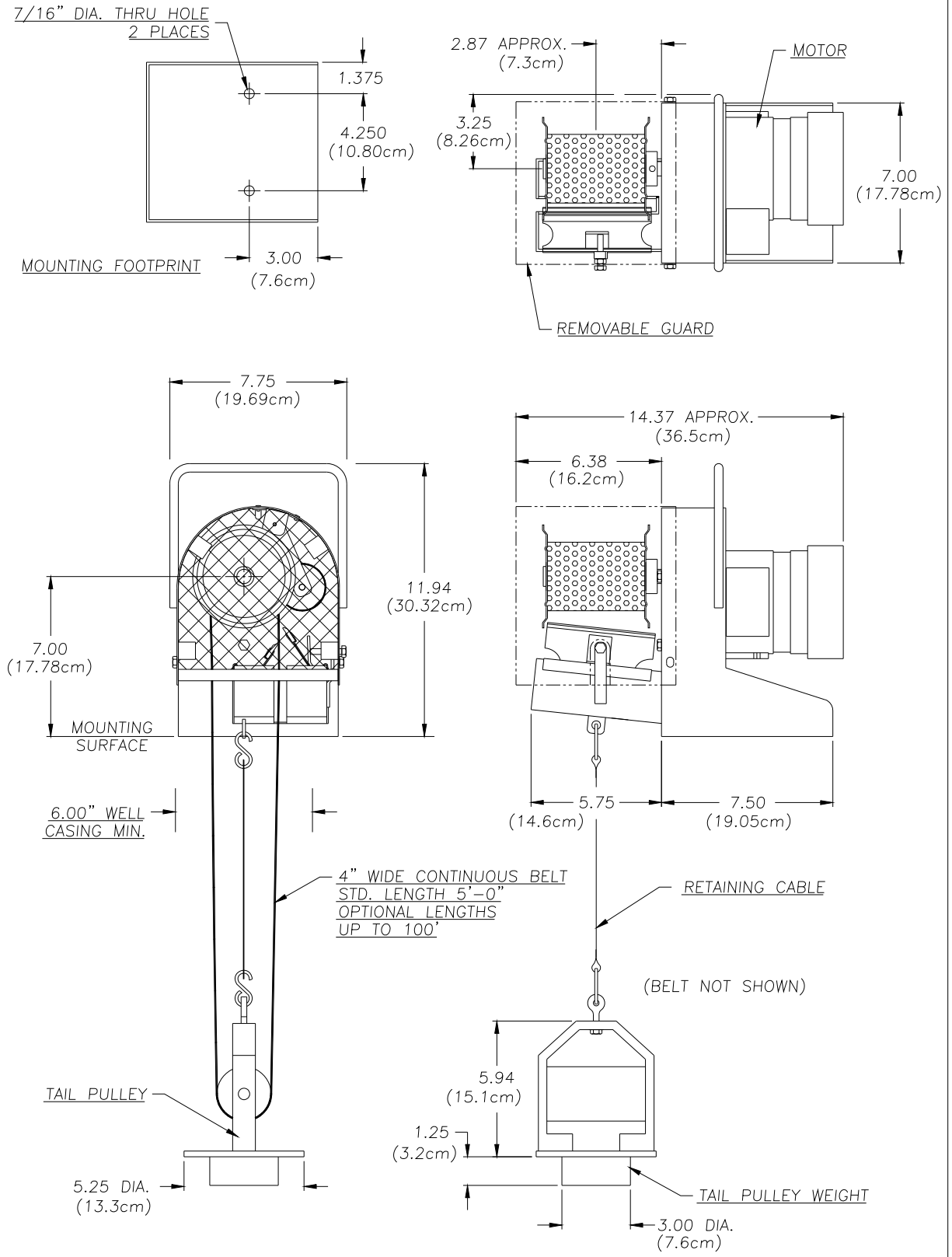
THIS PRINT IS THE PROPERTY OF ABANAKI CORPORATION. IT MAY NOT BE REPRODUCED IN ANY MANNER OR SUBMITTED TO ANY OUTSIDE PARTIES FOR EXAMINATION WITHOUT OUR EXPRESSED WRITTEN CONSENT. IT SHALL BE USED ONLY AS A MEANS OF REFERENCE TO WORK DESIGNED OR FURNISHED BY US. U.S. PATENTS PENDING.

UNLESS OTHERWISE SPECIFIED
DIMENSIONS ARE IN INCHES
TOLERANCES:
DECIMALS .XX ± .05 ANGULAR ± 0.5°
.XXX ± .010
DO NOT SCALE DRAWING

PETROTRACTOR 2"
OVERALL
DRAWING

DRAWN BY: Ken Fagan
PRINT ISSUED ON: 01/12/98

ABANAKI CORPORATION
17387 Munn Rd., Chagrin Falls, Ohio 44023 (440) 543-7400
SCALE: -
SHEET NO.: PET2-DIM
REV: 2
DATE: 10/09/96
SHEET: 1 of 1



MODEL PX-C

2	ADDED MOUNTING FOOTPRINT	01/12/98	
1	UPDATE WEIGHT DIMENSIONS	04/17/97	
REV	DESCRIPTION	DATE	APPROVED

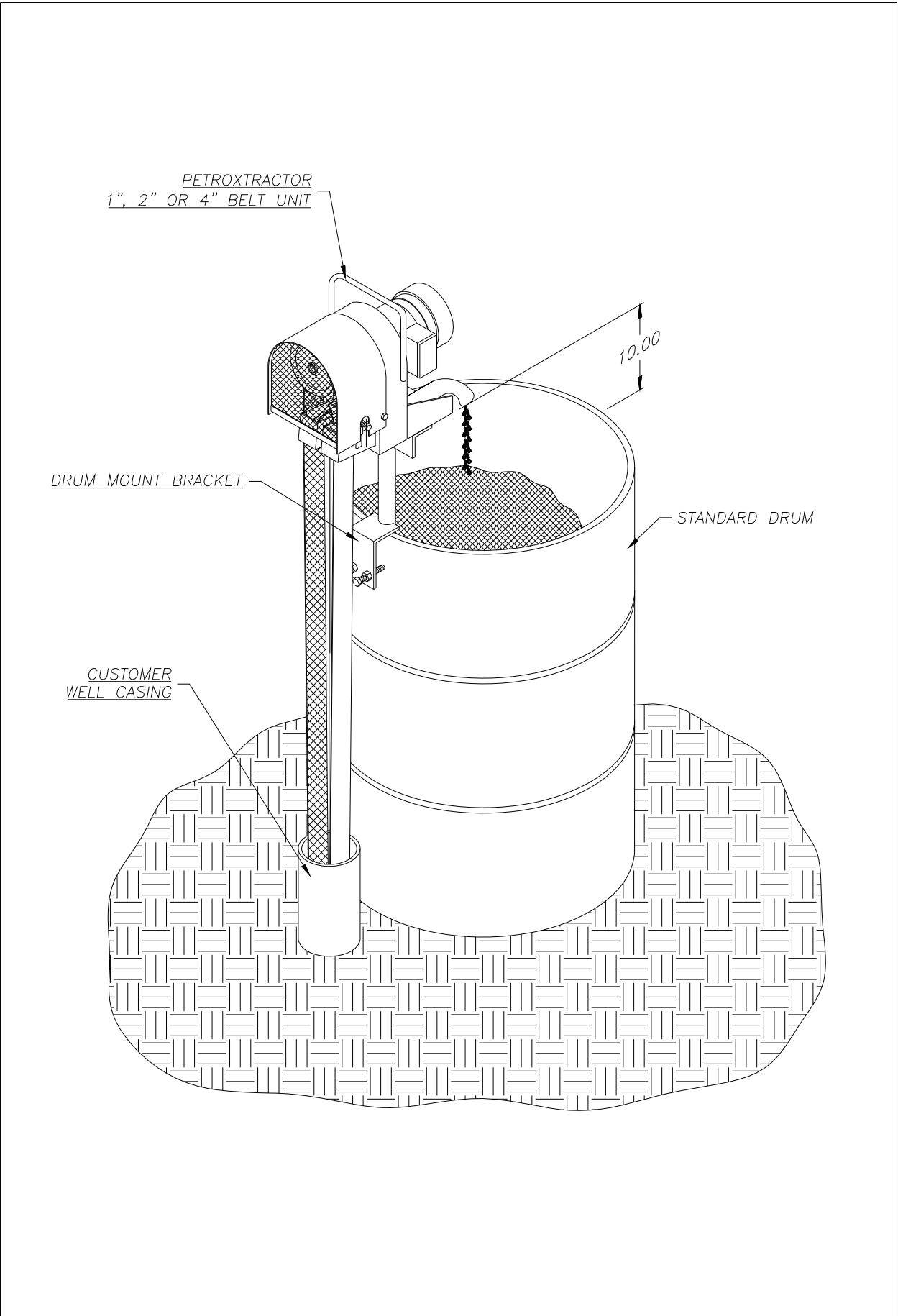
THIS PRINT IS THE PROPERTY OF ABANAKI CORPORATION. IT MAY NOT BE REPRODUCED IN ANY MANNER OR SUBMITTED TO ANY OUTSIDE PARTIES FOR EXAMINATION WITHOUT OUR EXPRESSED WRITTEN CONSENT. IT SHALL BE USED ONLY AS A MEANS OF REFERENCE TO WORK DESIGNED OR FURNISHED BY US. U.S. PATENTS PENDING.

UNLESS OTHERWISE SPECIFIED
DIMENSIONS ARE IN INCHES
TOLERANCES:
DECIMALS .XX ± .05 ANGULAR ± 0.5°
XXX ± .010
DO NOT SCALE DRAWING

PETROTRACTOR 4"
OVERALL
DRAWING

DRAWN BY: Ken Fagan
PRINT ISSUED ON: 01/12/98

ABANAKI CORPORATION		Chagrin Falls, Ohio 44023 (440) 543-7400	
SIZE	SCALE	DWG NO.	REV
D	-	PET4-DIM	2
DATE	10/09/96	SHEET	1 of 1



PETROTRACTOR
1", 2" OR 4" BELT UNIT

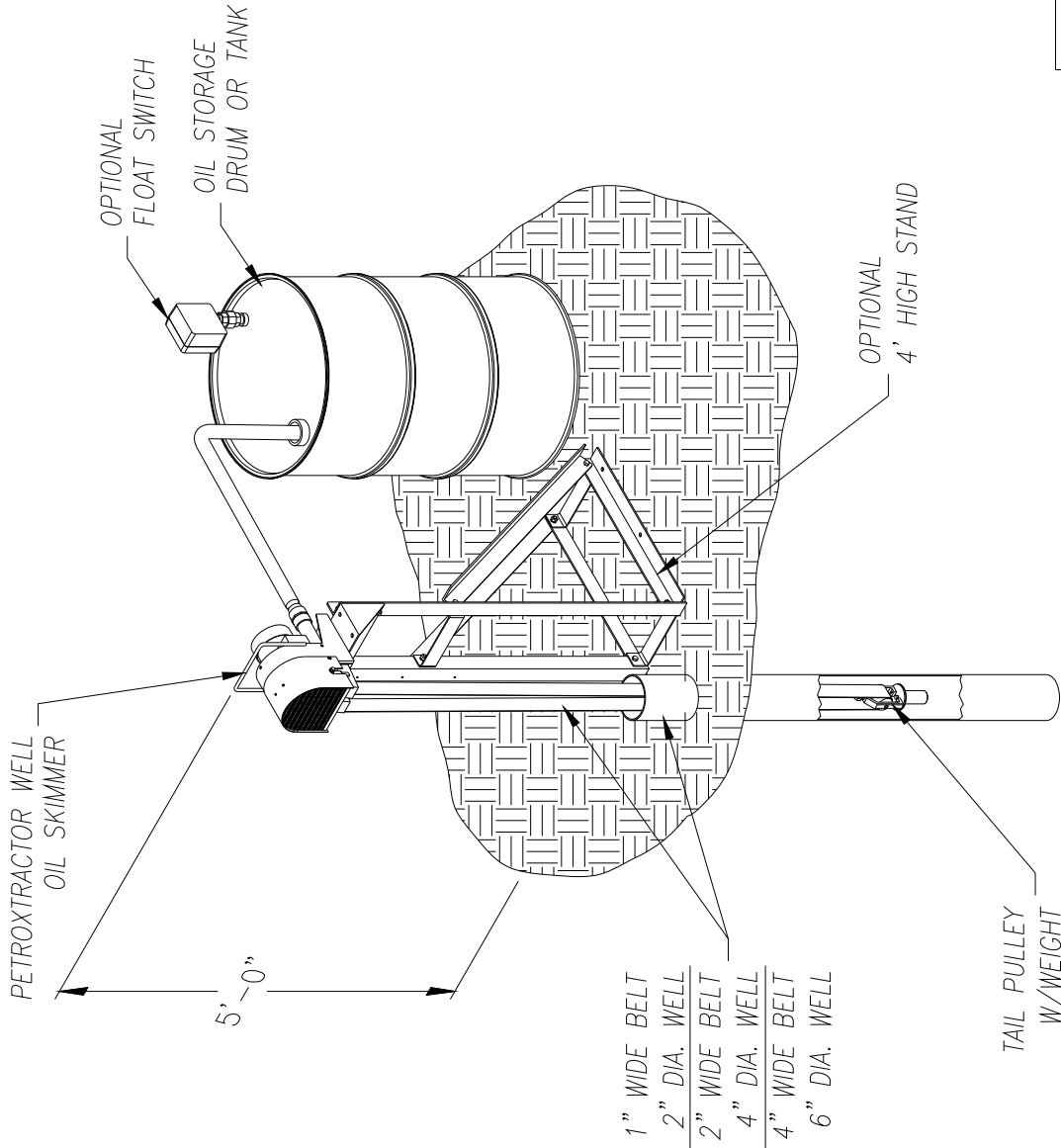
10.00

DRUM MOUNT BRACKET

STANDARD DRUM

CUSTOMER
WELL CASING

REV		DESCRIPTION	DATE	APPROVED	UNLESS OTHERWISE SPECIFIED DIMENSIONS ARE IN INCHES TOLERANCES: DECIMALS ANGULAR XX ± .05 ± 0.5° XXX ± .010	PETROTRACTOR (PX-A, PX-B, PX-C) DRUM MOUNT ISOMETRIC DRAWING	DRAWN BY: Ken Fagan		SIZE: D	SCALE: -	DRG NO.: PT-DRMT4	REV: 0
THIS PRINT IS THE PROPERTY OF ABANAKI CORPORATION. IT MAY NOT BE REPRODUCED IN ANY MANNER OR SUBMITTED TO ANY OUTSIDE PARTIES FOR EXAMINATION WITHOUT OUR EXPRESSED WRITTEN CONSENT. IT SHALL BE USED ONLY AS A MEANS OF REFERENCE TO WORK DESIGNED OR FURNISHED BY US. U.S. PATENTS PENDING.							PRINT ISSUED ON: 06/10/98	DATE: 06/10/98	SHEET: 1 of 1			
						ABANAKI CORPORATION Chagrin Falls, Ohio 44023 (440) 543-7400						



UNLESS OTHERWISE SPECIFIED
DIMENSIONS ARE IN INCHES
TOLERANCES:
DECIMALS ANGULAR
.XX ± .05 ± 0.5°
.XXX ± .010

DO NOT SCALE DRAWING

DESIGNED BY: Ken Fagan
DATE: 01/09/07

SCALE: D

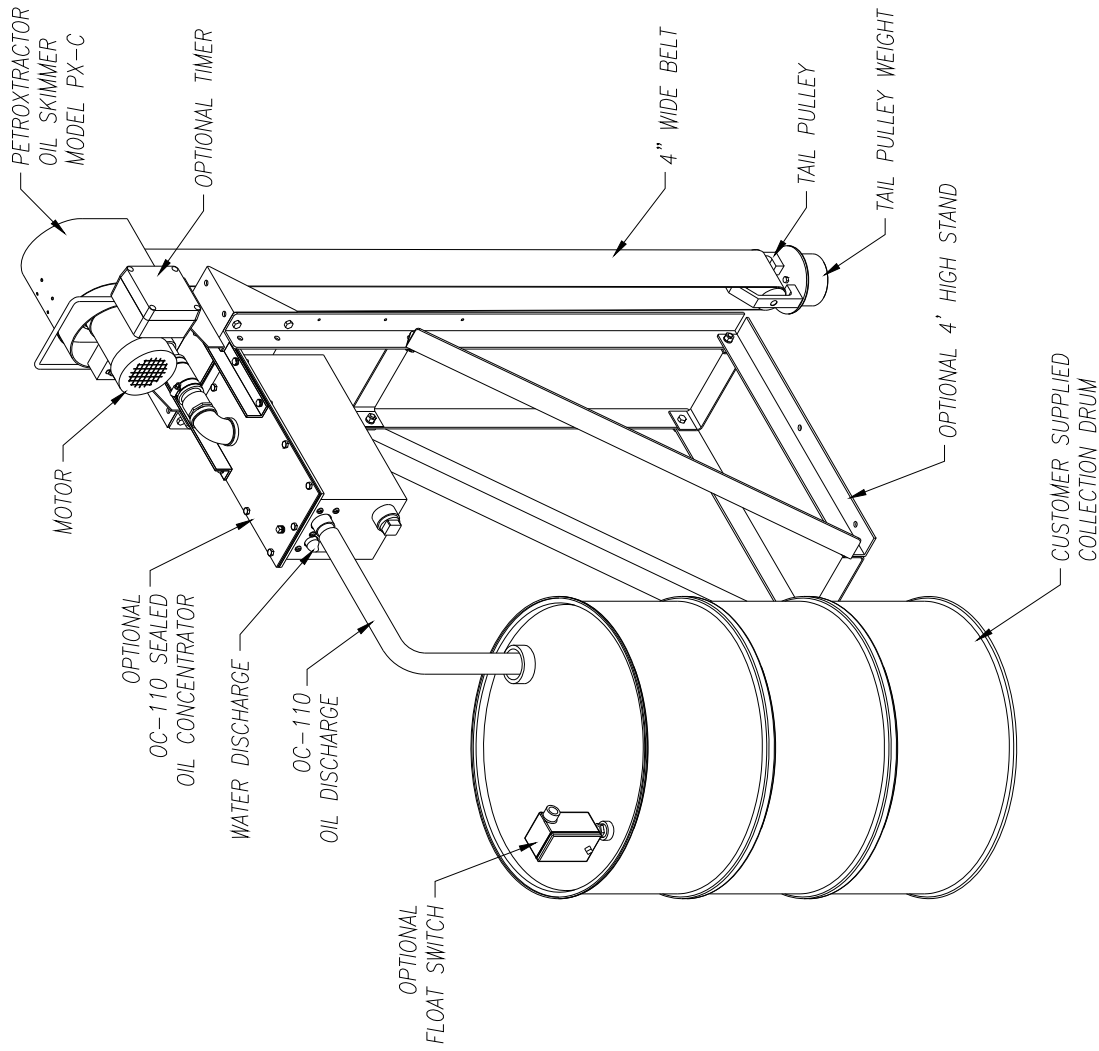
REV: 0
PTI-2-03
REV: 0

ABANAKI CORPORATION
Chicago, Ill. 60632 (408) 842-7200

PETROTRACTOR OIL SKIMMER
SHOWN WITH OPTIONAL 4" STAND
OVERALL ISOMETRIC

THIS PRINT IS THE PROPERTY OF ABANAKI CORPORATION. IT MAY NOT BE REPRODUCED IN ANY MANNER OR
SUBMITTED TO ANY OUTSIDE PARTIES FOR EXAMINATION WITHOUT OUR EXPRESSED WRITTEN CONSENT.
IT SHALL BE USED ONLY AS A MEANS OF REFERENCE TO WORK DESIGNED OR FURNISHED BY U.S.
U.S. PATENT'S PENDING.

REV	DESCRIPTION	DATE	APPROVED



UNLESS OTHERWISE SPECIFIED DIMENSIONS ARE IN INCHES
 TOLERANCES:
 DECIMALS ± .005
 ANGULAR ± .03°
 HITS ± .010
 DRAWN BY: Ken Fagan
 PRINTED ON: 01/09/07

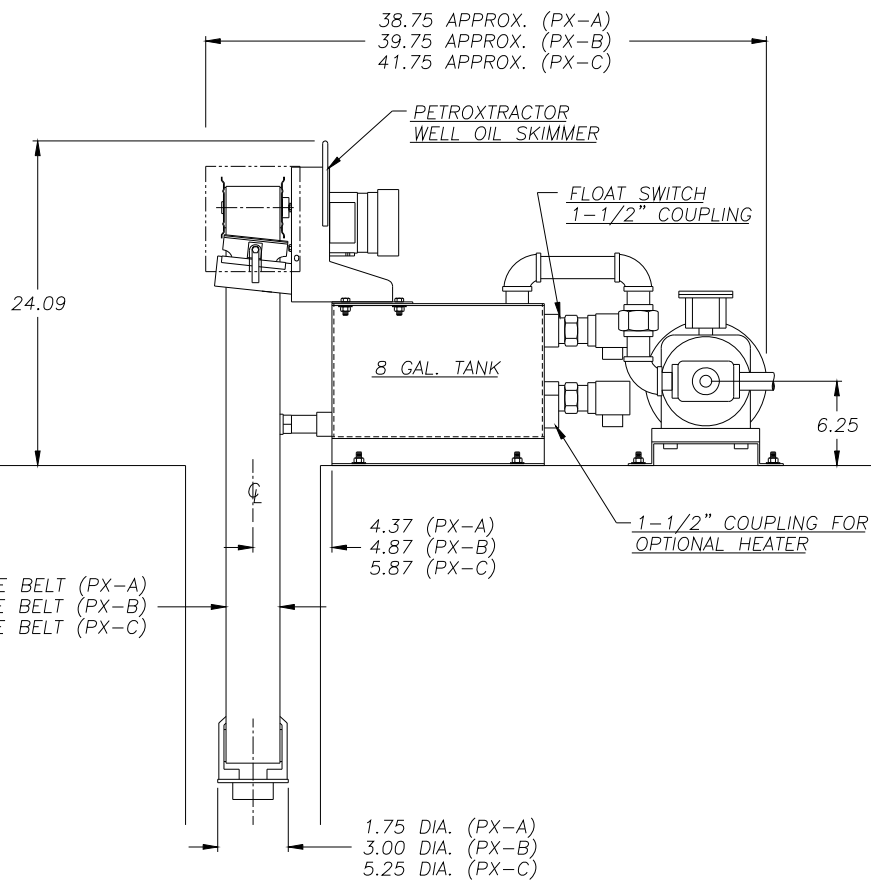
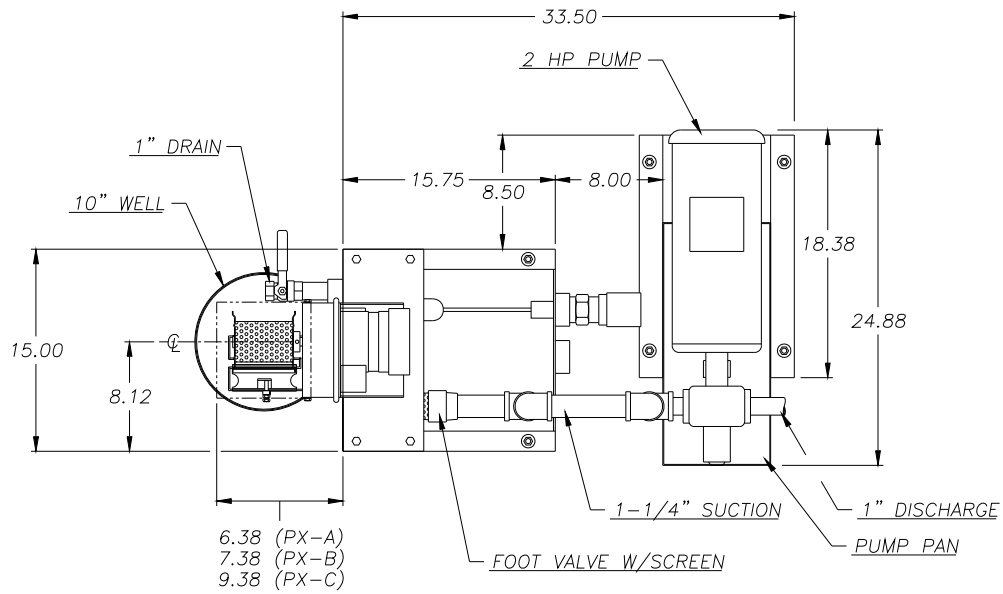
DO NOT SCALE DRAWING

DATE: 01/09/07

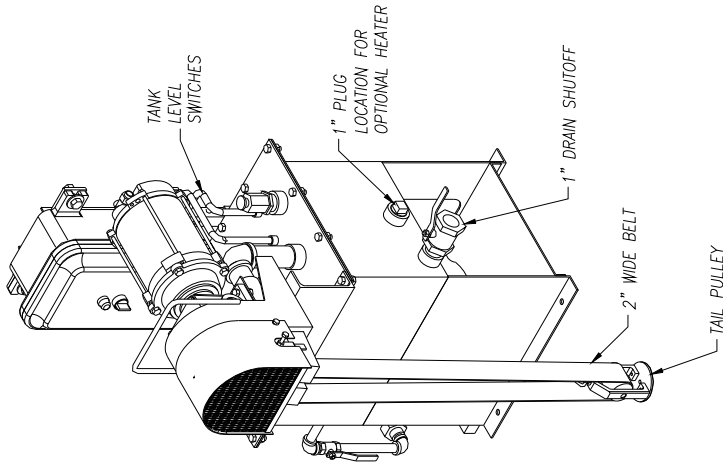
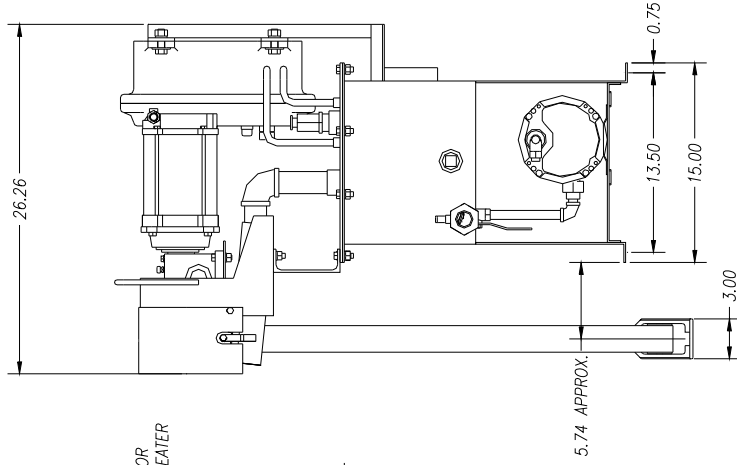
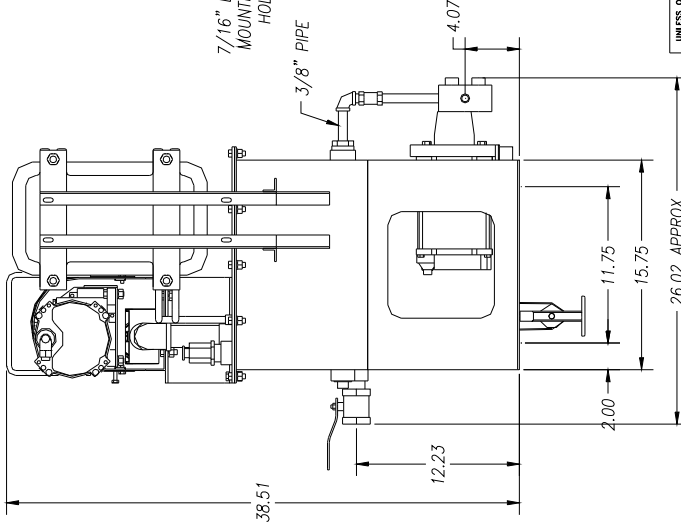
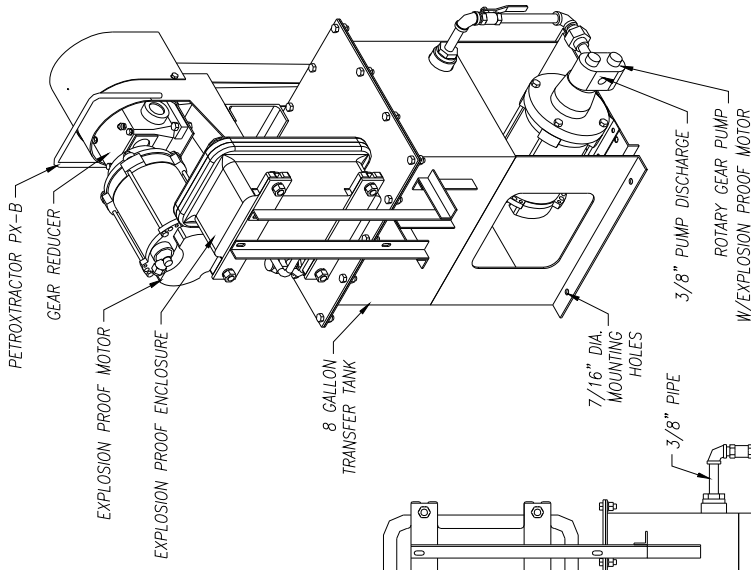
ABANAKI CORPORATION
 4000 75th Ave. #4023 (402) 942-7400
 PETROTRACTOR PX-C W/STAND
 & OC-110 SEALED OIL CONCENTRATOR
 OVERALL ISOMETRIC
 DWG. NO. PETRO4_8
 REV. 0

DATE: 01/09/07 SHEET: 1 of 1

REV.	DESCRIPTION	DATE	APPROVED
1	THIS DRAWING IS THE PROPERTY OF ABANAKI CORPORATION. IT MAY NOT BE REPRODUCED, COPIED, EITHER WHOLLY OR IN PART, OR TRANSMITTED IN ANY MANNER OR BY ANY MEANS, WITHOUT THE WRITTEN CONSENT OF ABANAKI CORPORATION. IT SHALL BE USED ONLY AS A MEANS OF REFERENCE TO WORK DESIGNED OR FURNISHED BY US. U.S. PATENTS PENDING.		



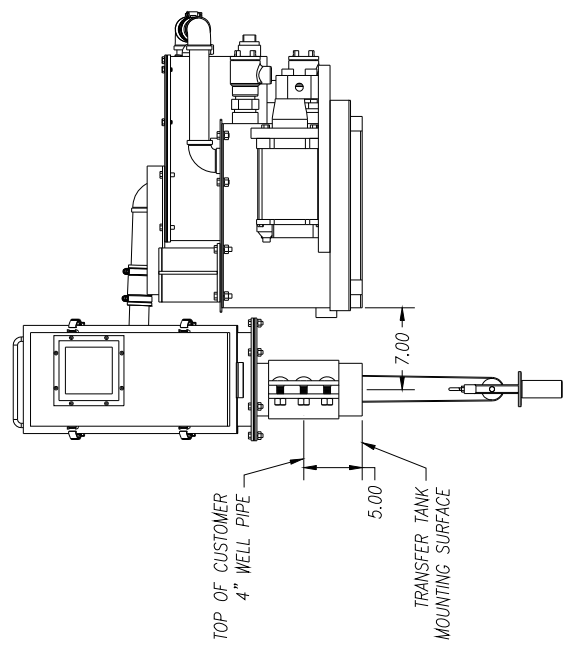
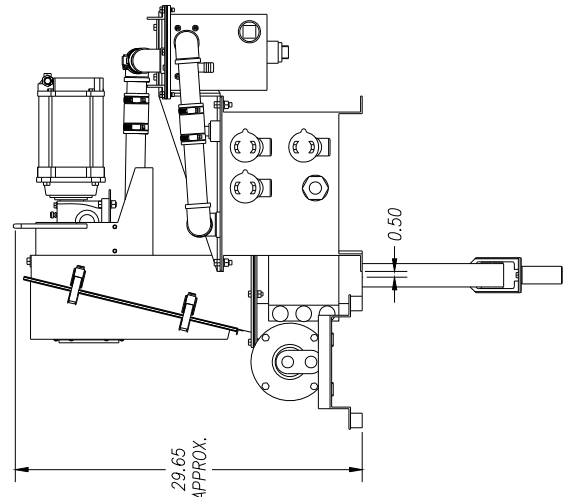
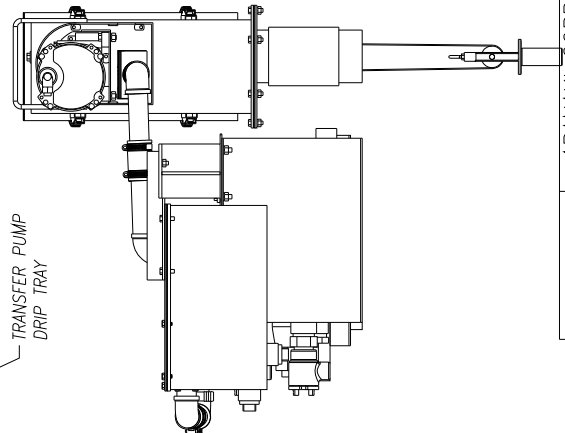
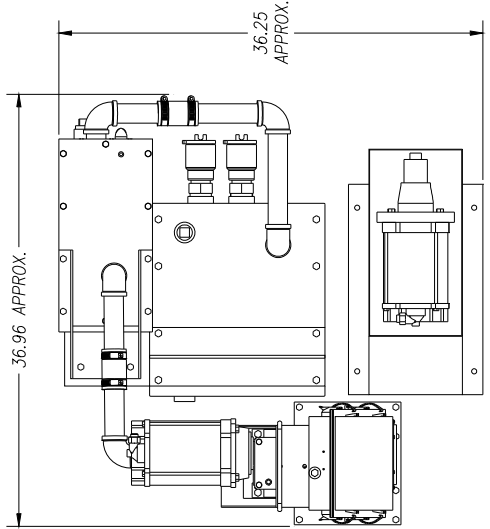
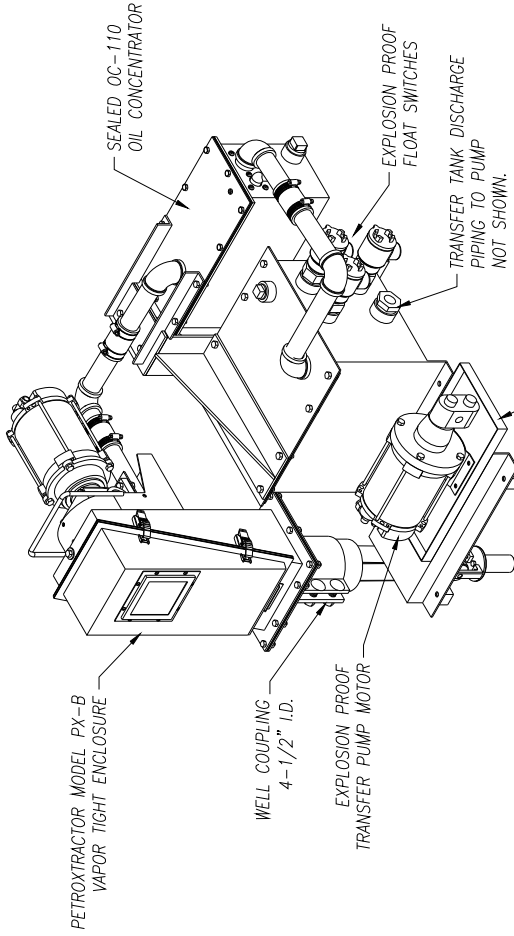
REV	DESCRIPTION	DATE	APPROVED	UNLESS OTHERWISE SPECIFIED DIMENSIONS ARE IN INCHES	PETROTRACTOR PX-A, B, C		ABANAKI CORPORATION	
THIS PRINT IS THE PROPERTY OF ABANAKI CORPORATION. IT MAY NOT BE REPRODUCED IN ANY MANNER OR SUBMITTED TO ANY OUTSIDE PARTIES FOR EXAMINATION WITHOUT OUR EXPRESSED WRITTEN CONSENT. IT SHALL BE USED ONLY AS A MEANS OF REFERENCE TO WORK DESIGNED OR FURNISHED BY US. U.S. PATENTS PENDING.				TOLERANCES: DECIMALS .XX ± .05 .XXX ± .010 DO NOT SCALE DRAWING		Chegryn Falls, Ohio 44023 (440) 543-7400		REV
					DRAWN BY: Ken Fagan		SIZE: D	SCALE: 1" = 1"
					PRINT ISSUED ON: 01/30/98		DWG. NO.: WELL-008	REV: 0
					DATE: 01/30/98		SHEET 1 of 1	



ABANAKI CORPORATION
 Design: 056 4403 4402 4401 4400
PETROTRACTOR PX-B
 EXP. TRANSFER PACKAGE
 OVERALL DRAWING
 150%
 0
 04/11/00
 04/11/00

REV	DESCRIPTION	DATE	APPROVED

UNLESS OTHERWISE SPECIFIED DIMENSIONS ARE IN INCHES TOLERANCES ARE: DECIMALS: .XX ± .05 ANGULAR: ± 0.5° DO NOT SCALE DRAWING DRAWN BY: Ken Fagan CHECKED BY: W/EXPLOSION PROOF MOTOR
 THIS PRINT IS THE PROPERTY OF ABANAKI CORPORATION. IT MAY NOT BE REPRODUCED IN ANY MANNER OR SUBMITTED TO ANY OUTSIDE PARTIES FOR EXAMINATION WITHOUT OUR EXPRESSED WRITTEN CONSENT. IT SHALL BE USED ONLY AS A MEANS OF REFERENCE TO WORK DESIGNED OR FURNISHED BY U.S. PRINTERS PUBLISHING.



UNLESS OTHERWISE SPECIFIED
DIMENSIONS ARE IN INCHES
TOLERANCES:
DECIMALS ± .005
ANGULAR ± 0.5°
FIT ± .010
DRAWN BY: Ken Fogarty
DATE: 05/30/01

ABANAKI CORPORATION
Chicago, Ill. 60631 (646) 542-7000

PEYROTRACTOR PX-B TRANSFER PACKAGE
W/OC-110 DECANTER & TRANSFER PUMP
OVERALL DRAWING

DO NOT SCALE DRAWING

REV: 1
DATE: 05/30/01
PAGE: 1 OF 1

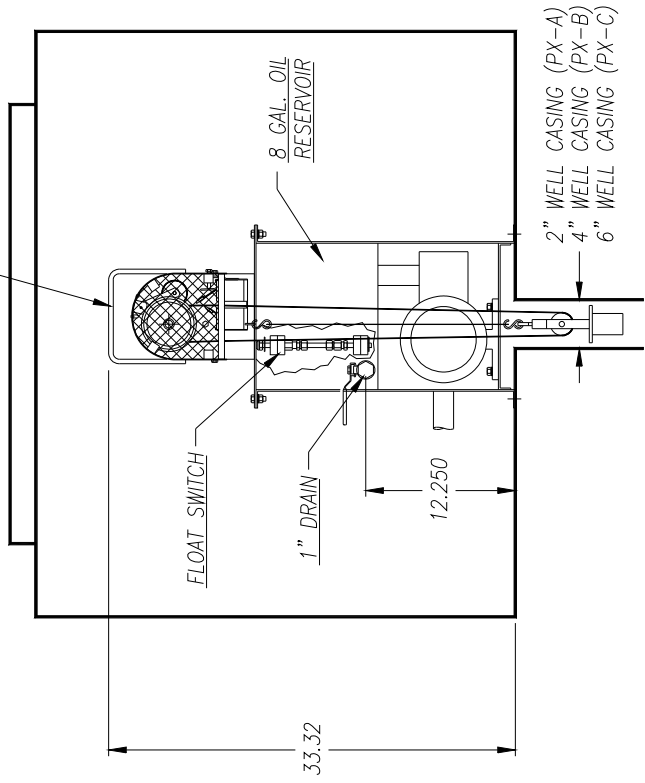
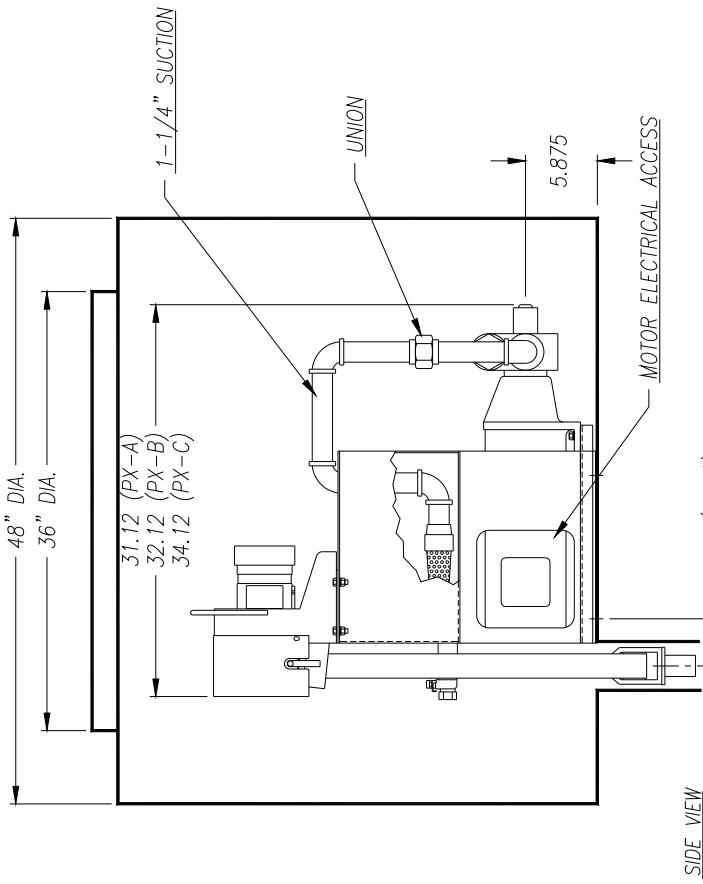
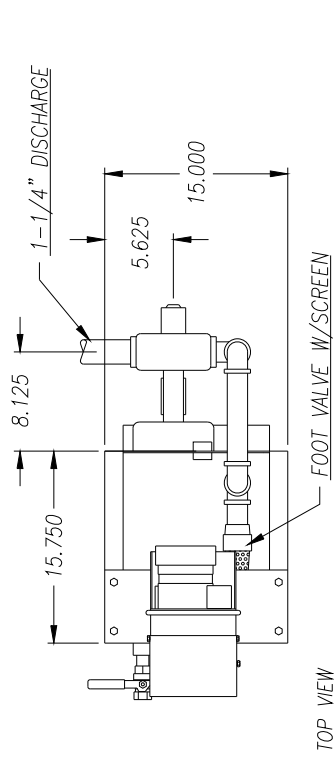
REV	DESCRIPTION	DATE	APPROVED
1	THIS PRINT IS THE PROPERTY OF ABANAKI CORPORATION. IT MAY NOT BE REPRODUCED IN ANY MANNER OR FOR ANY PURPOSES WITHOUT THE WRITTEN CONSENT OF ABANAKI CORPORATION. IT SHALL BE USED ONLY AS A MEANS OF REFERENCE TO WORK DESIGNED OR FURNISHED BY U.S. PATENTS PENDING.		

BLACKMER PUMP (XF1P 1-1/2HP)
 BASE MOUNTED CLOSED COUPLED
 ROTARY VANE PUMP CAST IRON
 HOUSING 1-1/4" NPT INTAKE
 AND DISCHARGE VITON FITTED.
 MECHANICAL SEAL. No XRLF- 1-1/4"
 1-1/2 H.P. TEFC 1PH 60HZ MOTOR
 110-220 VOLT
 PUMP RATED 500 SSU MAX
 15 GPM @ 50 PSI MAX.

NOTES:

1. SKIMMER MOTOR 110 VOLT 1PH; 60Hz; 1.4 AMP
2. PUMP DISCHARGE PIPE TO STORAGE TANK SHOULD BE 1-1/4" FURNISHED BY CUSTOMER
3. REF. DRAWING #WELL-004 FOR TANK DETAIL
4. REF. DRAWING #PHM-25 FOR FLAT MOUNT MOUNTING PLATE FOR MOUNTING SKIMMER TO TANK

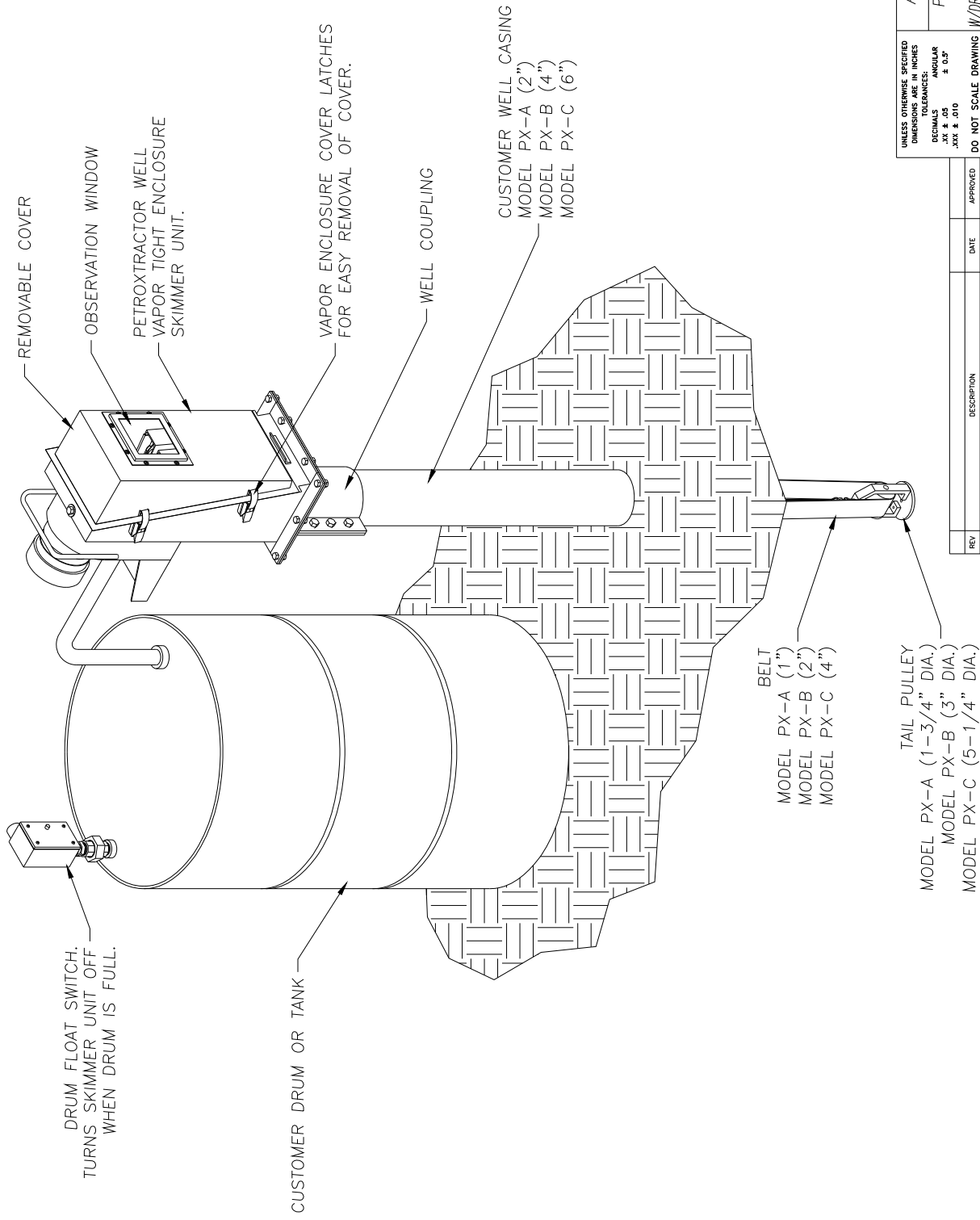
PX-A (1") MONITORING WELL SKIMMER
 PX-B (2") MONITORING WELL SKIMMER
 PX-C (4") MONITORING WELL SKIMMER



REV	DESCRIPTION	DATE	APPROVED
	THIS PRINT IS THE PROPERTY OF ABANAKI CORPORATION. IT MAY NOT BE REPRODUCED IN ANY MANNER OR SUBMITTED TO ANY OUTSIDE PARTIES FOR EXAMINATION WITHOUT OUR EXPRESSED WRITTEN CONSENT. IT SHALL BE USED ONLY AS A MEANS OF REFERENCE TO WORK DESIGNED OR FURNISHED BY US. U.S. PATENTS PENDING.		
	DESIGNED BY: Ken Fagan		
	DATE: 01/06/97		
	SCALE: D		
	OVERALL DRAWING		
	WELL-007		
	01/06/97		
	1 of 1		

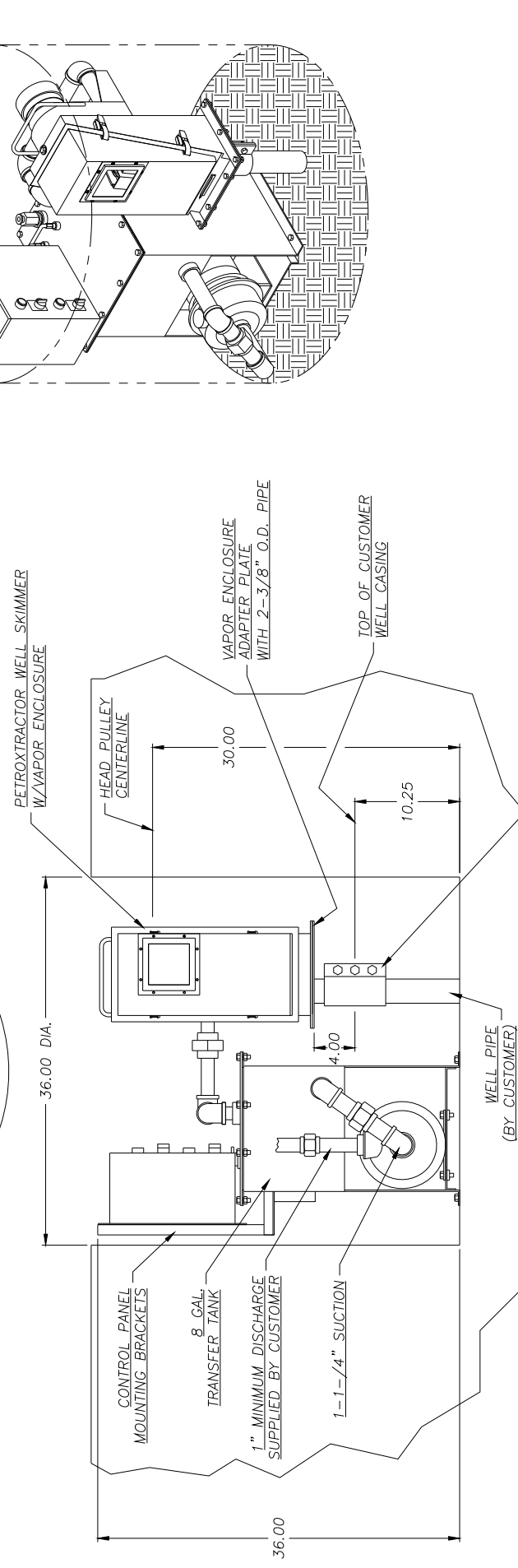
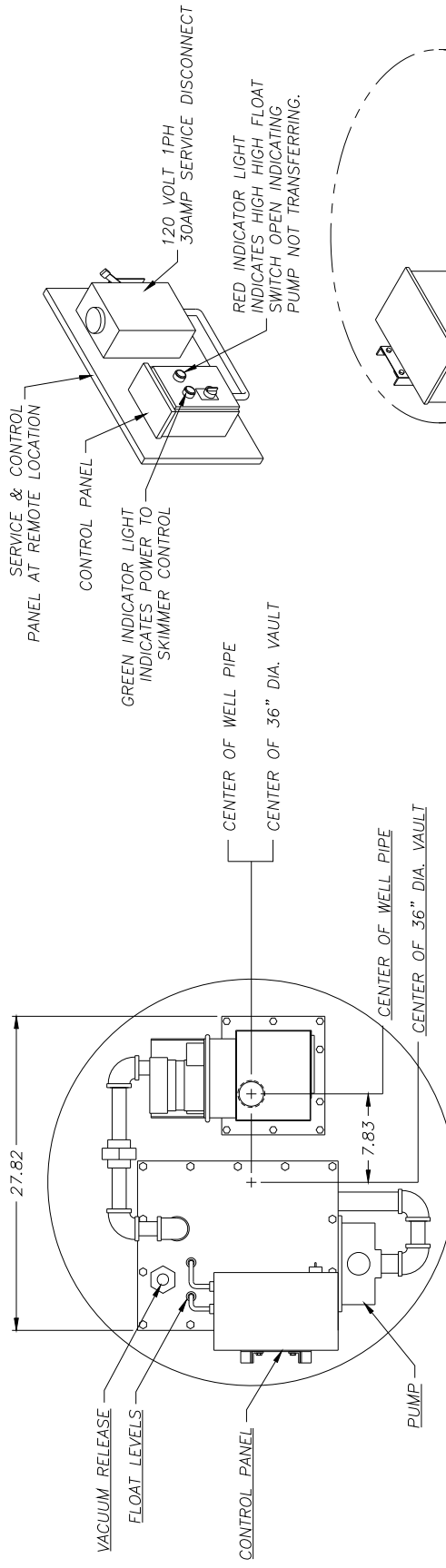
UNLESS OTHERWISE SPECIFIED
 DIMENSIONS ARE IN INCHES
 DECIMAL TOLERANCES UNLESS
 OTHERWISE SPECIFIED:
 .XX ± .010
 .XXX ± .005
 .XXX ± .007

ABANAKI CORPORATION
 BELOW GRADE WELL UNIT
 PETROTRACTOR 1" 2" & 4"
 OVERALL DRAWING



UNLESS OTHERWISE SPECIFIED DIMENSIONS ARE IN INCHES		ABANAKI CORPORATION	
DECIMALS .XX ± .05		DRAFTING DEPT. 500, ONE AUSTIN ROAD, WILSON, N.C. 27157-1000	
ANGULAR .XX ± .010		PETROTRACTOR WELL SKIMMER	
DO NOT SCALE DRAWING		VAPOR ENCLOSURE	
DRAWN BY: Ken Fogan		W/DRUM & FLOAT SWITCH/OVERALL DRAWING	
DATE: 10/14/98		REV. 0	
REVISED BY: —		PART NO. PETVAC-3	
REV. 1		REV. 0	
REV. 2		REV. 1	
REV. 3		REV. 2	
REV. 4		REV. 3	
REV. 5		REV. 4	
REV. 6		REV. 5	
REV. 7		REV. 6	
REV. 8		REV. 7	
REV. 9		REV. 8	
REV. 10		REV. 9	
REV. 11		REV. 10	
REV. 12		REV. 11	
REV. 13		REV. 12	
REV. 14		REV. 13	
REV. 15		REV. 14	
REV. 16		REV. 15	
REV. 17		REV. 16	
REV. 18		REV. 17	
REV. 19		REV. 18	
REV. 20		REV. 19	
REV. 21		REV. 20	
REV. 22		REV. 21	
REV. 23		REV. 22	
REV. 24		REV. 23	
REV. 25		REV. 24	
REV. 26		REV. 25	
REV. 27		REV. 26	
REV. 28		REV. 27	
REV. 29		REV. 28	
REV. 30		REV. 29	
REV. 31		REV. 30	
REV. 32		REV. 31	
REV. 33		REV. 32	
REV. 34		REV. 33	
REV. 35		REV. 34	
REV. 36		REV. 35	
REV. 37		REV. 36	
REV. 38		REV. 37	
REV. 39		REV. 38	
REV. 40		REV. 39	
REV. 41		REV. 40	
REV. 42		REV. 41	
REV. 43		REV. 42	
REV. 44		REV. 43	
REV. 45		REV. 44	
REV. 46		REV. 45	
REV. 47		REV. 46	
REV. 48		REV. 47	
REV. 49		REV. 48	
REV. 50		REV. 49	
REV. 51		REV. 50	
REV. 52		REV. 51	
REV. 53		REV. 52	
REV. 54		REV. 53	
REV. 55		REV. 54	
REV. 56		REV. 55	
REV. 57		REV. 56	
REV. 58		REV. 57	
REV. 59		REV. 58	
REV. 60		REV. 59	
REV. 61		REV. 60	
REV. 62		REV. 61	
REV. 63		REV. 62	
REV. 64		REV. 63	
REV. 65		REV. 64	
REV. 66		REV. 65	
REV. 67		REV. 66	
REV. 68		REV. 67	
REV. 69		REV. 68	
REV. 70		REV. 69	
REV. 71		REV. 70	
REV. 72		REV. 71	
REV. 73		REV. 72	
REV. 74		REV. 73	
REV. 75		REV. 74	
REV. 76		REV. 75	
REV. 77		REV. 76	
REV. 78		REV. 77	
REV. 79		REV. 78	
REV. 80		REV. 79	
REV. 81		REV. 80	
REV. 82		REV. 81	
REV. 83		REV. 82	
REV. 84		REV. 83	
REV. 85		REV. 84	
REV. 86		REV. 85	
REV. 87		REV. 86	
REV. 88		REV. 87	
REV. 89		REV. 88	
REV. 90		REV. 89	
REV. 91		REV. 90	
REV. 92		REV. 91	
REV. 93		REV. 92	
REV. 94		REV. 93	
REV. 95		REV. 94	
REV. 96		REV. 95	
REV. 97		REV. 96	
REV. 98		REV. 97	
REV. 99		REV. 98	
REV. 100		REV. 99	

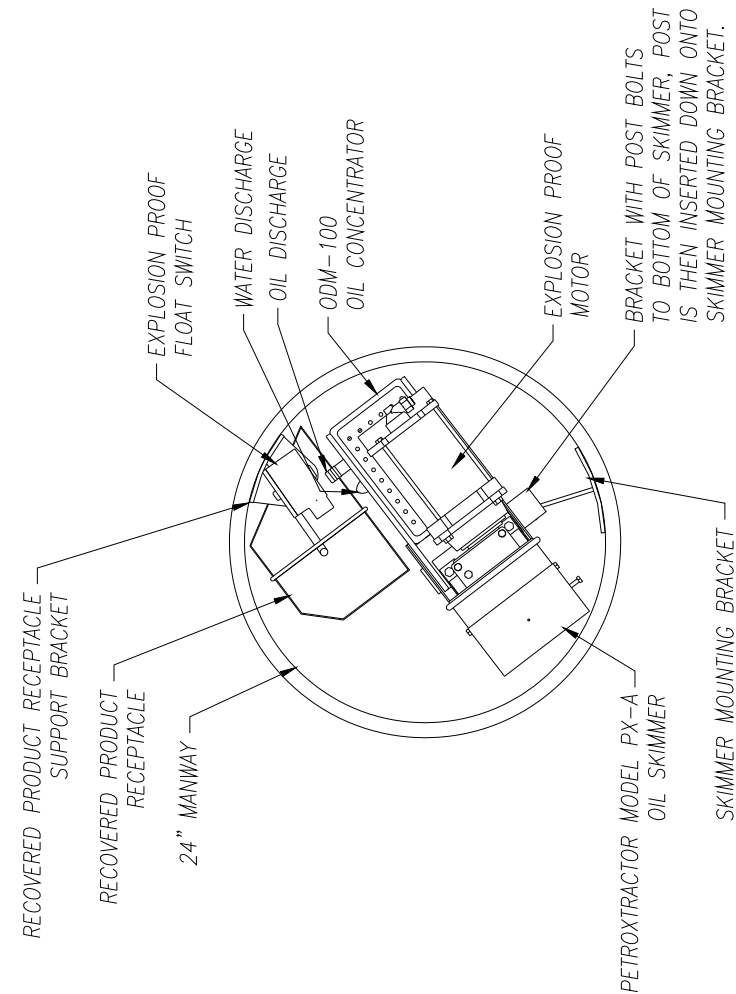
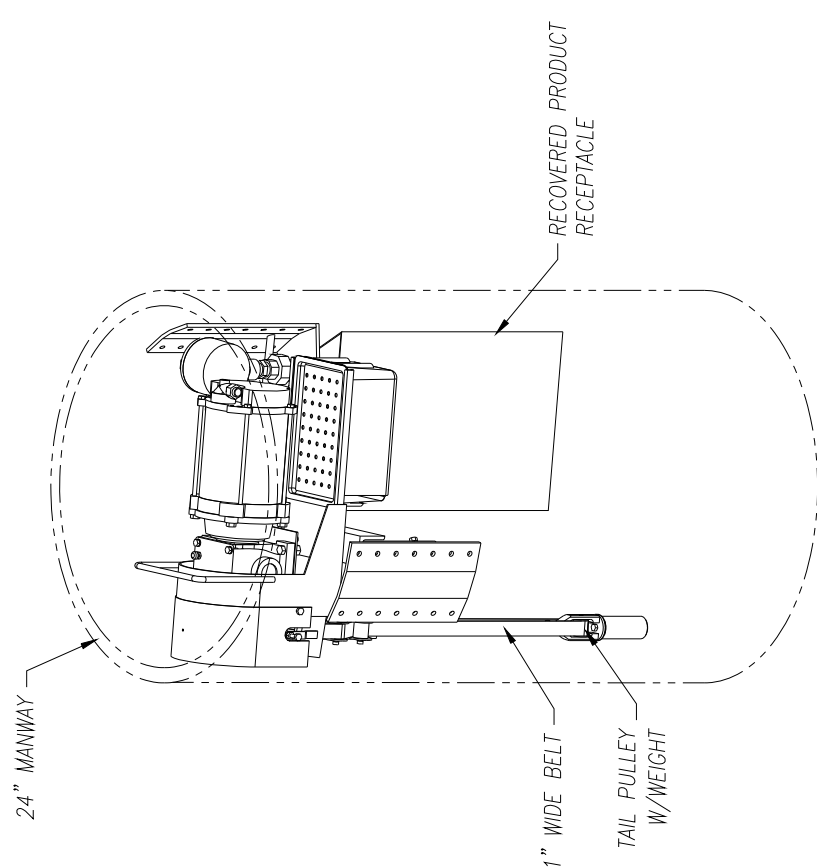
THIS PRINT IS THE PROPERTY OF ABANAKI CORPORATION. IT MAY NOT BE REPRODUCED IN ANY MANNER OR SUBMITTED TO ANY OUTSIDE PARTIES FOR EXAMINATION WITHOUT OUR EXPRESSED WRITTEN CONSENT. IT SHALL BE USED ONLY AS A MEANS OF REFERENCE TO WORK DESIGNED OR FURNISHED BY U.S. PATENTS PENDING.



REV	DESCRIPTION	DATE	APPROVED
3	ADD 30.00 DIMENSION	11/22/99	
2	UPDATE	04/23/98	
1	ROTATED SKIMMER 90°	04/03/98	

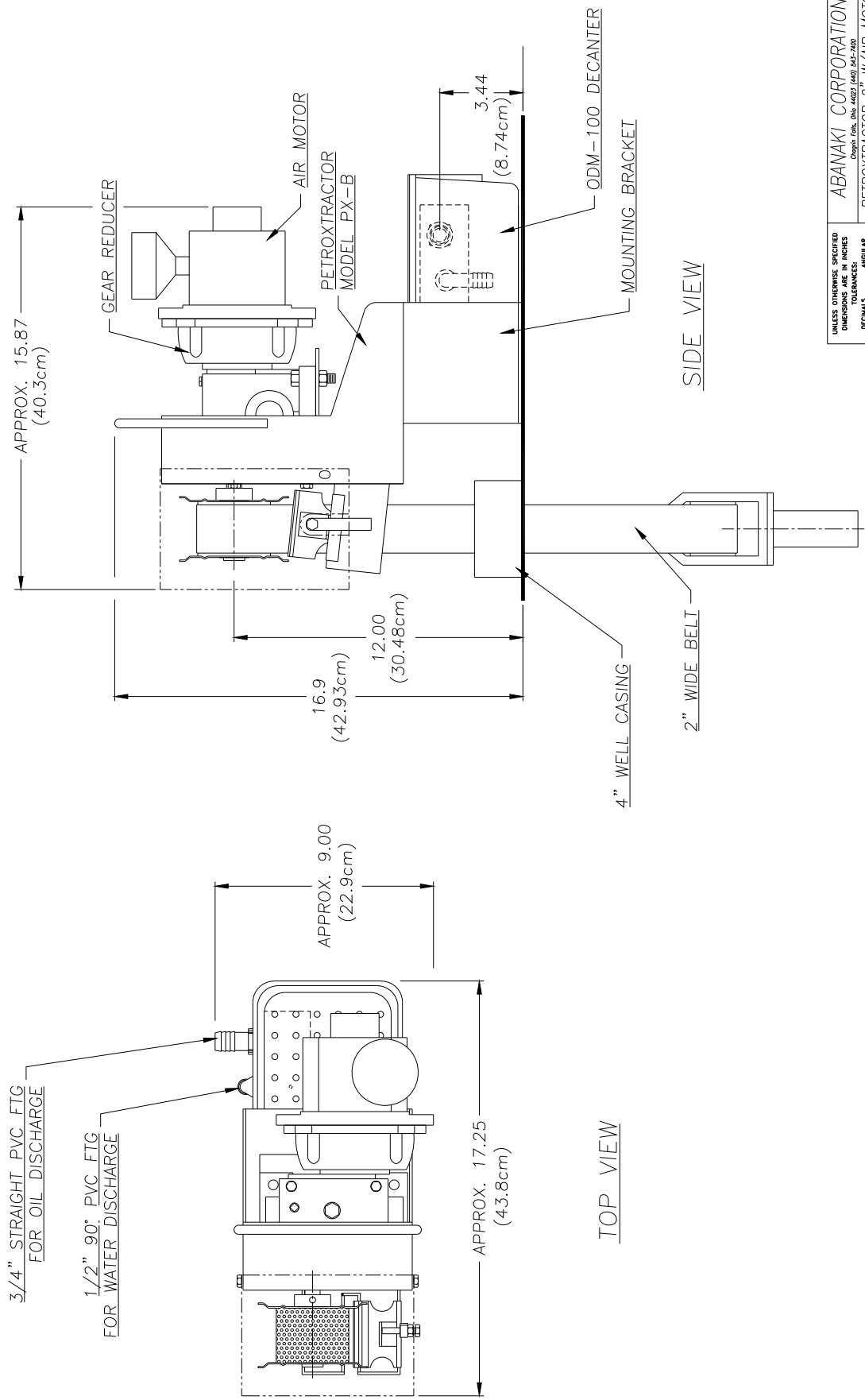
THIS PRINT IS THE PROPERTY OF ABANAKI CORPORATION. IT MAY NOT BE REPRODUCED IN ANY MANNER OR FOR ANY PURPOSES WITHOUT THE WRITTEN PERMISSION OF ABANAKI CORPORATION. IF IT SHALL BE USED ONLY AS A MEANS OF REFERENCE TO WORK DESIGNED OR FURNISHED BY U.S. PATENTS PENDING.

UNLESS OTHERWISE SPECIFIED DIMENSIONS ARE IN INCHES	ABANAKI CORPORATION
TOLERANCES:	Drawn To: ENR 4403 (440) 543-7400
DECIMALS .005	PETROTRACTOR VAPOR ENCLOSURE
ANGULAR ± 0.5°	2" WELL PIPE IN 36" DIA. VAULT
XXX ± .010	(110V) OVERALL DRAWING
DO NOT SCALE DRAWING	SCALE: D
DRAWN BY: KEN FOGON	WELL NO. WELL-004A
REV 11/22/99	DATE: 04/02/98
REV 3	SHEET 1 of 1



UNLESS OTHERWISE SPECIFIED DIMENSIONS ARE IN INCHES TOLERANCES: FRACTIONS DECIMALS ANGULAR ± 0.05 ± 0.10	ABANAKI CORPORATION Chicago, Ill. 60642 (408) 543-7400
DO NOT SCALE DRAWING	PETROTRACTOR PX-A W/ODM-100 & XPV MOTOR, INSIDE 24" MANWAY OVERALL DRAWING
DATE: 07/21/00	SCALE: 1" = 1"
APPROVED: Ken Fogdon	DRAWN BY: Ken Fogdon
DATE: 07/21/00	REV: 1
DESCRIPTION: 1. UPDATED BRACKETS AND UP FLOAT SWITCH	REVISED BY: PETR01_MANNVASSY_01.L1
THIS DRAWING IS THE PROPERTY OF ABANAKI CORPORATION. IT MAY NOT BE REPRODUCED IN ANY MANNER OR SUBMITTED TO ANY OUTSIDE AGENCIES FOR EXAMINATION WITHOUT OUR EXPRESSED WRITER CONSENT. IT SHALL BE USED ONLY AS A MEANS OF REFERENCE TO WORK DESIGNED OR FURNISHED BY U.S. U.S. PATENTS PENDING.	

BRACKET WITH POST BOLTS
TO BOTTOM OF SKIMMER, POST
IS THEN INSERTED DOWN ONTO
SKIMMER MOUNTING BRACKET.



3/4" STRAIGHT PVC FTG FOR OIL DISCHARGE

1/2" 90° PVC FTG FOR WATER DISCHARGE

APPROX. 9.00 (22.9cm)

APPROX. 17.25 (43.8cm)

TOP VIEW

APPROX. 15.87 (40.3cm)

GEAR REDUCER

AIR MOTOR
PETROTRACTOR
MODEL PX-B

16.9 (42.93cm)

12.00 (30.48cm)

3.44 (8.74cm)

ODM-100 DECANTER
MOUNTING BRACKET

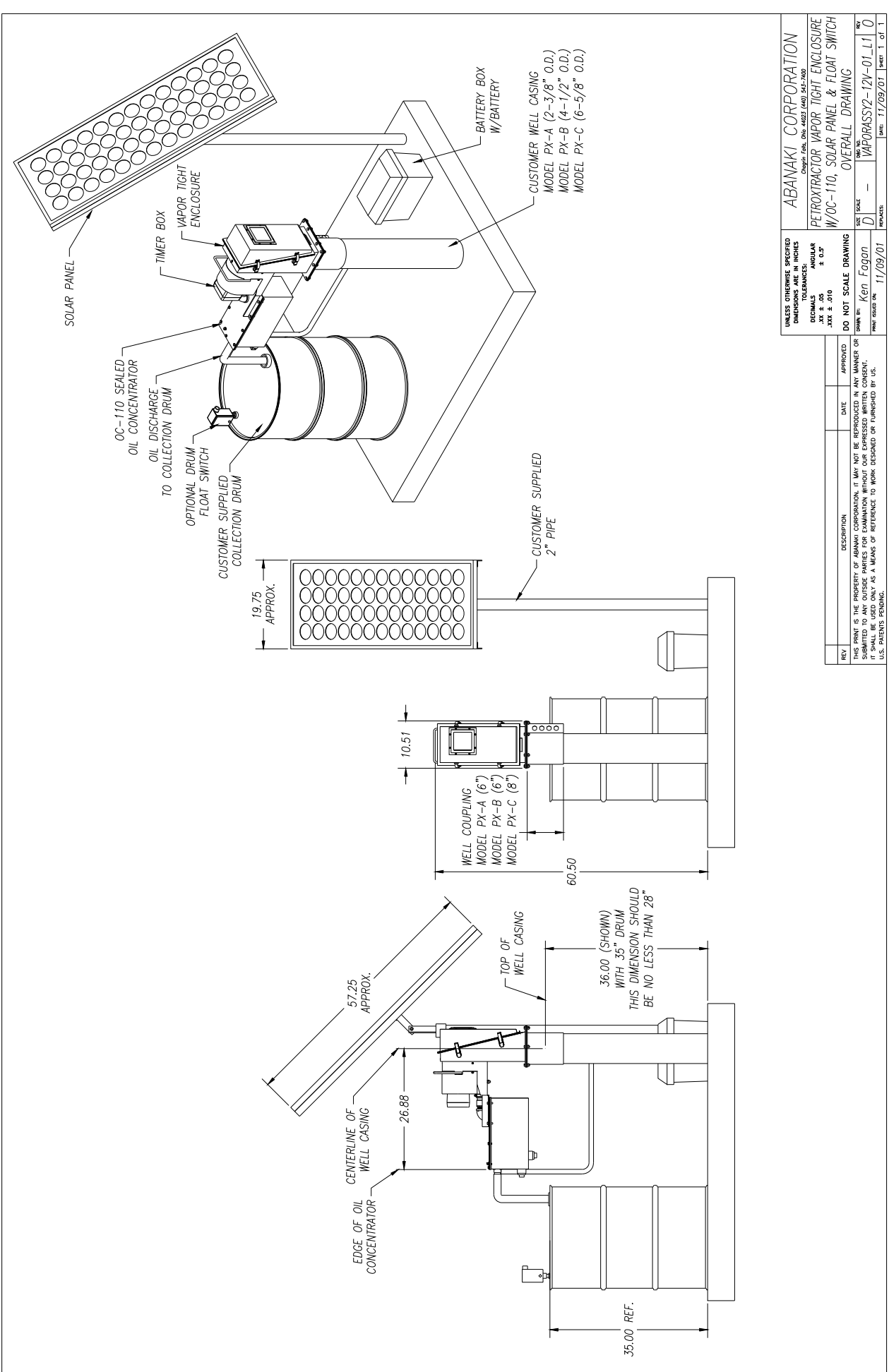
4" WELL CASING

2" WIDE BELT

SIDE VIEW

UNLESS OTHERWISE SPECIFIED DIMENSIONS ARE IN INCHES TOLERANCES: FRACTIONS DECIMALS .XXX ± .010		DO NOT SCALE DRAWING	DATE	APPROVED
THIS PRINT IS THE PROPERTY OF ABANAKI CORPORATION. IT MAY NOT BE REPRODUCED IN ANY MANNER OR SUBMITTED TO ANY OUTSIDE PARTIES FOR EXAMINATION WITHOUT OUR EXPRESSED WRITTEN CONSENT. IT SHALL BE USED ONLY AS A MEANS OF REFERENCE TO WORK DESIGNED OR FURNISHED BY U.S. PATENTS PENDING.		DESIGNER: Ken Fagan	DATE: 06/12/98	APPROVED: [Signature]
ABANAKI CORPORATION Petroleum Division, Dept. 4622, (409) 543-7600		PETROTRACTOR 2" W/AIR MOTOR & ODM-100 DECANTER OVERALL DRAWING		
REV	DESCRIPTION	DATE	APPROVED	
D	PT2AIR-1			0

DATE	06/12/98	SHEET	1 OF 1
------	----------	-------	--------



UNLESS OTHERWISE SPECIFIED
DIMENSIONS ARE IN INCHES
TOLERANCES:
FINISHES:
XII ± .05
XIII ± .010
XIV ± .010
XV ± .010

DO NOT SCALE DRAWING

DESIGNED BY: Ken Facon
DATE: 11/09/01

PROJECT: VAPORASSY2-12V-01-L11

ABANAKI CORPORATION
Chicago, Ill. 60642 (408) 541-7000

PETROTRACTOR VAPOR TIGHT ENCLOSURE
W/OC-110, SOLAR PANEL & FLOAT SWITCH
OVERALL DRAWING

REV: 1
DATE: 11/09/01
APPROVED: [Signature]

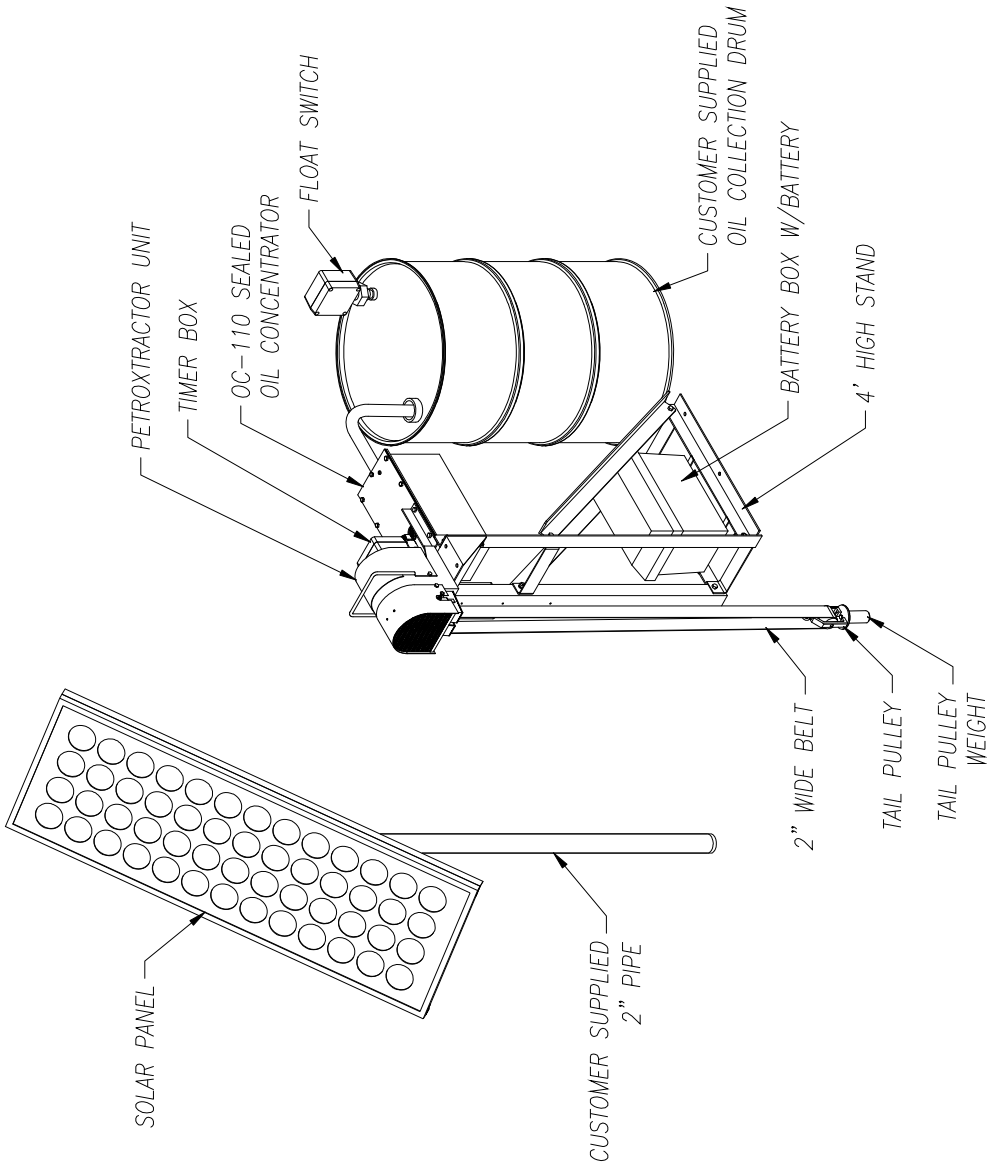
THIS PRINT IS THE PROPERTY OF ABANAKI CORPORATION. IT MAY NOT BE REPRODUCED IN ANY MANNER OR
SUBMITTED TO ANY OUTSIDE PARTIES FOR EXAMINATION WITHOUT OUR EXPRESSED WRITTEN CONSENT.
IT SHALL BE USED ONLY AS A MEANS OF REFERENCE TO WORK DESIGNED OR FURNISHED BY U.S.
U.S. PATENTS PENDING.

DESCRIPTION: CUSTOMER SUPPLIED 2" PIPE

DATE: 11/09/01

APPROVED: [Signature]

THIS PRINT IS THE PROPERTY OF ABANAKI CORPORATION. IT MAY NOT BE REPRODUCED IN ANY MANNER OR
SUBMITTED TO ANY OUTSIDE PARTIES FOR EXAMINATION WITHOUT OUR EXPRESSED WRITTEN CONSENT.
IT SHALL BE USED ONLY AS A MEANS OF REFERENCE TO WORK DESIGNED OR FURNISHED BY U.S.
U.S. PATENTS PENDING.



UNLESS OTHERWISE SPECIFIED DIMENSIONS ARE IN INCHES
 TOLERANCES:
 FINISHES:
 SURFACE: ANNEAL
 UNLESS NOTED OTHERWISE:
 SURFACE: 32 R.M.S.
 HOLE: ± .010

ABANAKI CORPORATION
 Chicago, Ill. Div. 44227 (409) 543-7400

PETROTRACTOR PX-B SOLAR UNIT
 W/STAND & OC-110 SEALED CONCENTRATOR

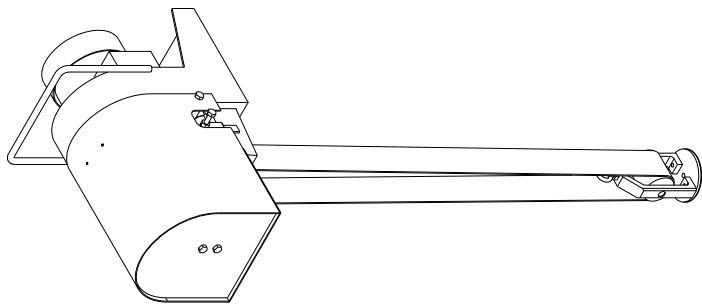
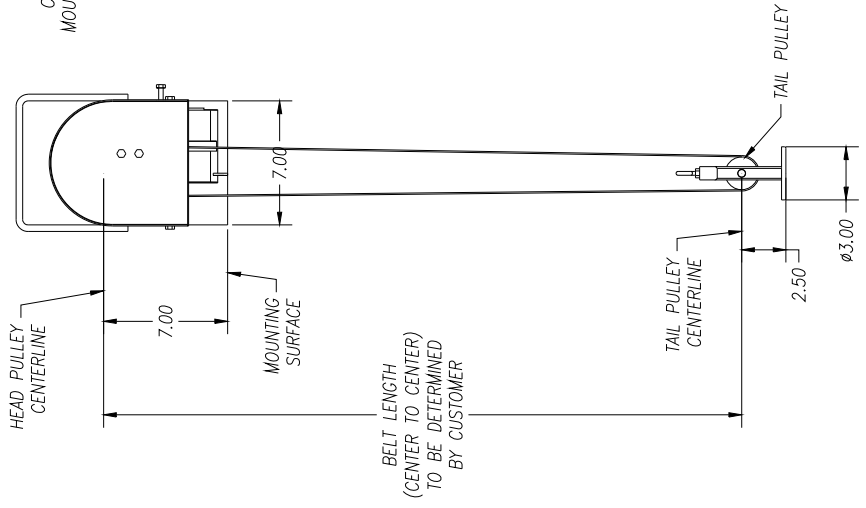
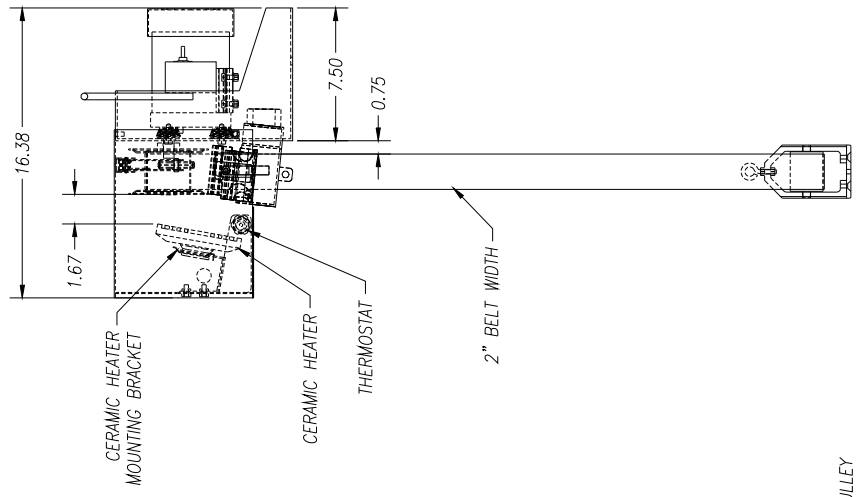
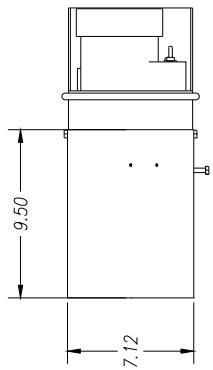
OVERALL DRAWING

DATE: 01/09/07
 DRAWN BY: Ken Fazzari
 PART: PETRO2ASSY-12/01T-06
 SHEET: 1 OF 1

REV	DESCRIPTION	DATE	APPROVED

THIS PRINT IS THE PROPERTY OF ABANAKI CORPORATION. IT MAY NOT BE REPRODUCED IN ANY MANNER OR SUBMITTED TO ANY OUTSIDE PARTIES FOR EXAMINATION WITHOUT OUR EXPRESSED WRITTEN CONSENT. IT SHALL BE USED ONLY AS A MEANS OF REFERENCE TO WORK DESIGNED OR FURNISHED BY U.S. PATENTS FILING.

DO NOT SCALE DRAWING



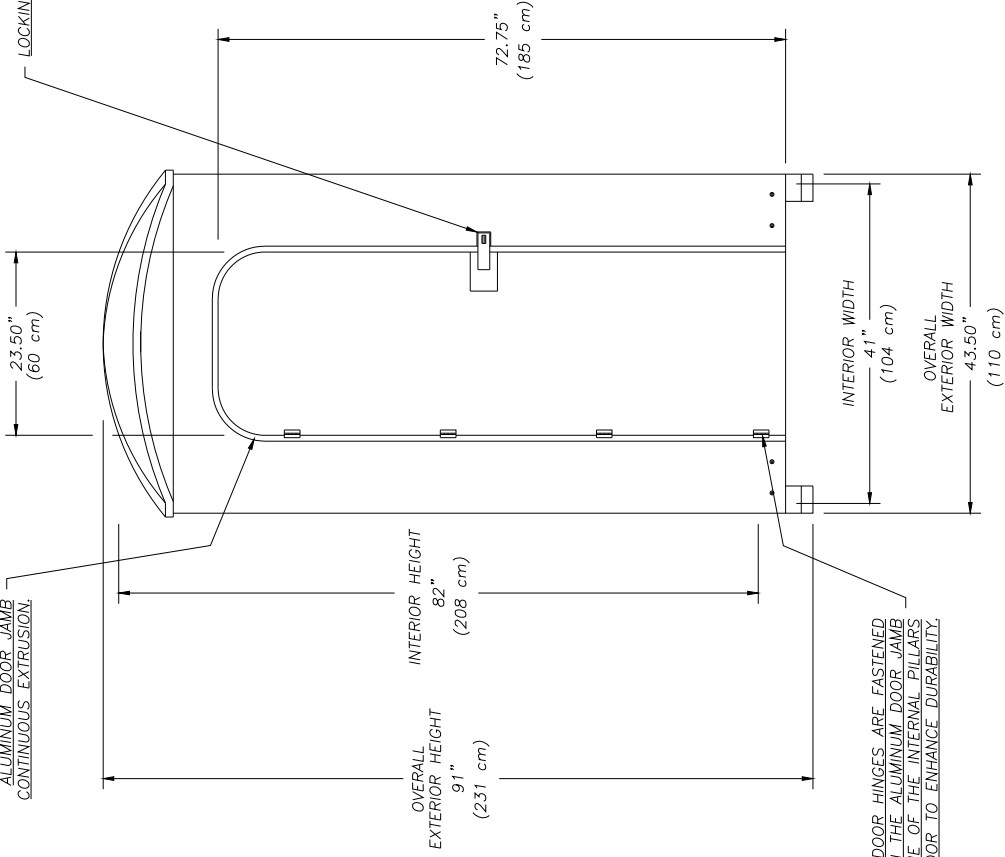
REV	DESCRIPTION	DATE	APPROVED
	THIS PRINT IS THE PROPERTY OF ABANAKI CORPORATION. IT MAY NOT BE REPRODUCED IN ANY MANNER OR SUBMITTED TO ANY OUTSIDE PARTIES FOR EXAMINATION WITHOUT OUR EXPRESSED WRITER CONSENT. IT SHALL BE USED ONLY AS A MEANS OF REFERENCE TO WORK DESIGNED OR FURNISHED BY US. U.S. PATENTS PENDING.		

UNLESS OTHERWISE SPECIFIED
DIMENSIONS ARE IN INCHES
DECIMALS
ANGULAR
± 0.05
± 0.10
DRAWN BY: Ken Fagan
DATE: 06/27/00

ABANAKI CORPORATION
Original File: 06b-4027 (449) 543-700
PETROTRACTOR PX-B
W/CERAMIC HEATER
OVERALL DRAWING
SHEET NO. —
REV. 06/27/00
SHEET 1 OF 1

THE FRONT PANEL FEATURES AN ALUMINUM DOOR JAMB CONTINUOUS EXTRUSION.

LOCKING SAFETY HASP



OVERALL HEIGHT
91"
(231 cm)

INTERIOR HEIGHT
82"
(208 cm)

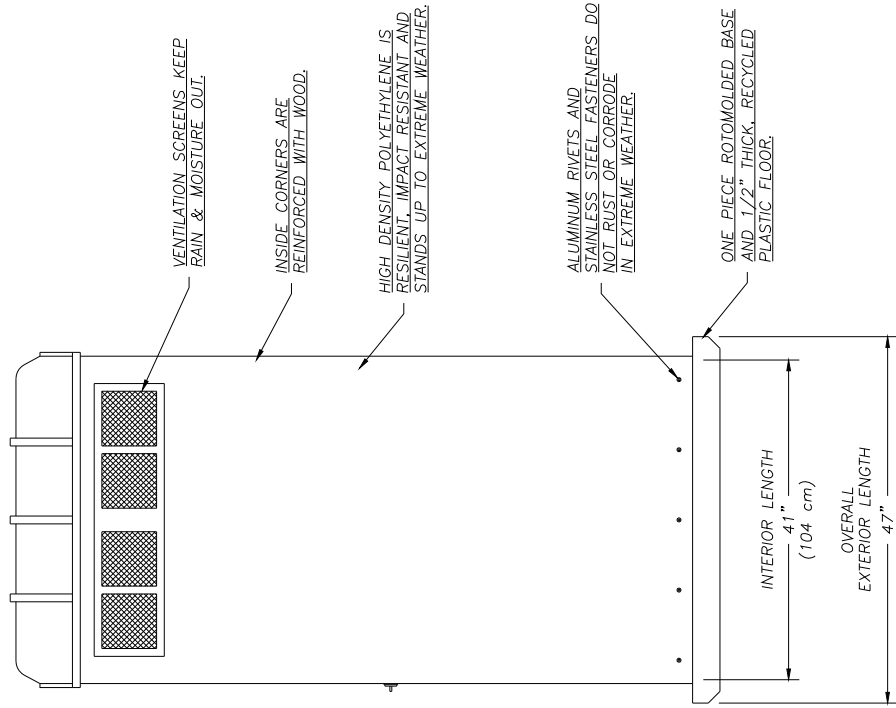
72.75"
(185 cm)

INTERIOR WIDTH
41"
(104 cm)

OVERALL EXTERIOR WIDTH
43.50"
(110 cm)

INTERIOR LENGTH
41"
(104 cm)

OVERALL EXTERIOR LENGTH
47"
(119 cm)



VENTILATION SCREENS KEEP RAIN & MOISTURE OUT.

INSIDE CORNERS ARE REINFORCED WITH WOOD.

HIGH DENSITY POLYETHYLENE IS RESILIENT, IMPACT RESISTANT AND STANDS UP TO EXTREME WEATHER.

ALUMINUM RIVETS AND STAINLESS STEEL FASTENERS DO NOT RUST OR CORRODE IN EXTREME WEATHER.

ONE PIECE ROTOMOLDED BASE AND 1/2" THICK, RECYCLED PLASTIC FLOOR.

COLORS: EVERGREEN OR TAN

ABANAKI CORPORATION
OIL SKIMMER
POLY-SHELTER
OVERALL DRAWING

UNLESS OTHERWISE SPECIFIED DIMENSIONS ARE IN INCHES
DECIMALS
XX ± .010
XXX ± .010

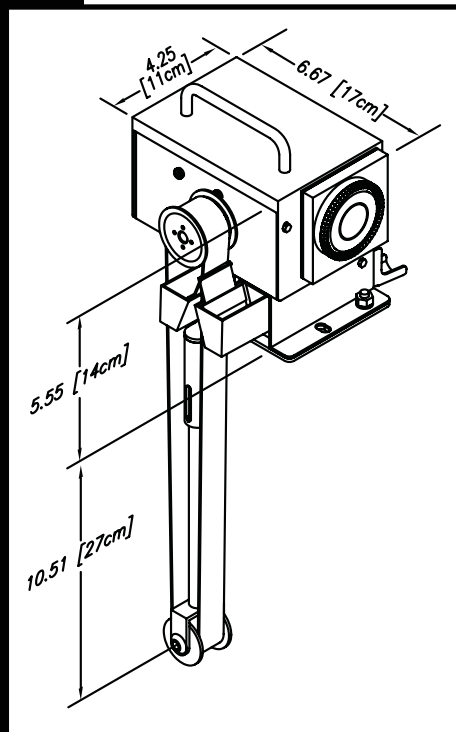
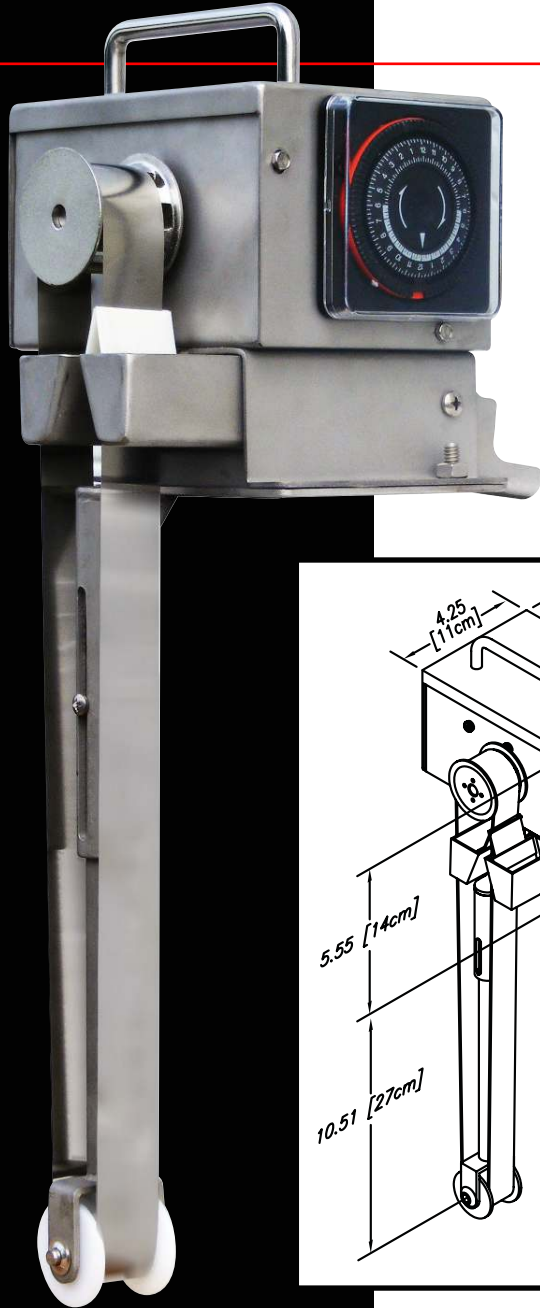
DO NOT SCALE DRAWING
DRAWN BY: Kent F. 2/29/01
DATE: 01/01/02

SIZE SCALE: D
DATE: 01/01/02
PS-002
REV: 0
SHEET: 1 of 1

THIS PRINT IS THE PROPERTY OF ABANAKI CORPORATION. IT MAY NOT BE REPRODUCED IN ANY MANNER OR TRANSMITTED IN ANY FORM OR BY ANY MEANS WITHOUT THE WRITTEN CONSENT OF ABANAKI CORPORATION. IT SHALL BE USED ONLY AS A MEANS OF REFERENCE TO WORK DESIGNED OR FABRICATED BY U.S. PATENTS PENDING.

REV	DESCRIPTION	DATE	APPROVED

Mighty Mini[®] SST



The stainless steel Mighty Mini is a compact belt skimmer designed for parts washers and machine tool coolant sumps. With its large discharge trough and small operating space, the Mighty Mini fits almost anywhere. The stainless steel construction resists rust and corrosion in harsh environments. It is lightweight and requires minimal assembly. With its durable stainless steel construction, it is built to give long lasting performance. The removable trough makes cleanup fast and easy.

The Mighty Mini Advantages

- One year limited warranty, 30 day money back guarantee
- Stainless steel construction
- Fan cooled gear motor
- Spring loaded stabilizer bar
- Available in lengths from 6 to 24 inches
- Available in 1" and 2" belt widths
- Integrated 24-Hour timer w/15 minute increment settings for automatic operation.



ABANAKI[®] OIL SKIMMERS

USA: 17387 Munn Road • Chagrin Falls, Ohio 44023
800-358-SKIM (7546) • (440) 543-7400 • FAX: (440) 543-7404

UK: Unit 13 • Avondale Business Centre • Woodland Way • Bristol BS15 1AW
0117 9616679 • FAX: 0117 9616687

www.abanaki.com

Mighty Mini® SST

Optional Coolant Saving Decanter

With any skimmer, it is possible for coolant to be picked up when little or no oil is present. The ODM100 decanter is specifically designed for use with the Mighty Mini to separate and return nearly all coolant from the skimmed oil back to the tank. This saves money on both coolant and disposal costs.



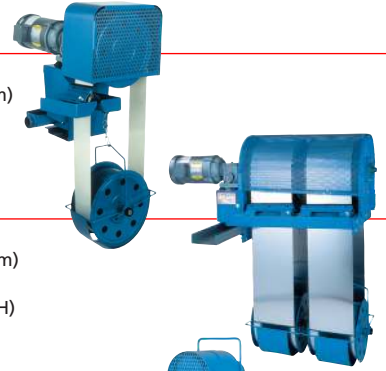
Belt Options:

- Steel:** The standard material – can be used almost anywhere. Withstands temperatures up to 212°F. pH range of 2–13 at ambient temperatures.
- Elastomer:** Recommended for coolant applications because of its resistance to rust inhibitors and chips. Withstands temperatures up to 120°F and pHs from 2–13 at ambient temperatures.
- Poly:** Recommended for heavy oils and greases. Withstands temperatures up to 140°F and pHs from 2–13 at ambient temperatures.
- XP Poly:** Used in high temperature/high pH applications as in parts washers and plating. Withstands temperatures up to 180°F and pHs from 4–13 at higher temperatures.
- Fuzzy:** Specially designed material for removal of light oils (ie. gasoline, diesel) Withstands temperatures up to 140°F and pHs from 5–10 at ambient temperatures.

Other Oil Skimming Products From Abanaki

Model 4®

For Most Applications
Single 8-inch wide belt (20.3 cm)
Any length belt
Capacity: 40 GPH (151.4 LPH)



Model MB®

For High Volume
Two to five 8-inch belts (20.3 cm)
Any length belts
Capacity: to 200 GPH (757.1 LPH)

Tote-It® Portable

Portable for Moderate Capacity Applications
Single belt: 2-inch or 4-inch (5.1 or 10.2 cm)
Belt length: 1'-6" to 5'-0" (45.2 to 152.4 cm)
Capacity: 6 GPH - 2" belt (15.1 LPH - 5.1 cm belt)
12 GPH - 4" belt (22.7 LPH - 10.2 cm belt)

Disk Skimmer

Coolant Applications
12", 18" or 24" disks
Capacity: 1GPH

TubeTastic™ Tube Skimmer

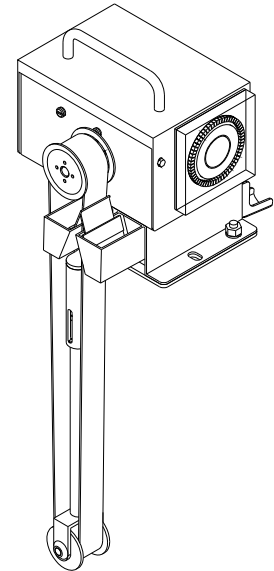
Coolant Applications
8", 12", 18", 24", or 30" tubes
Capacity: 1.5GPH

ABANAKI

Mighty Mini[®] Stainless Steel w/Timer Portable Oil Skimmer: 1", 2"

Quick Summary:

A low cost oil skimmer for light duty applications. The Mighty Mini offers features found on our larger models such as a dual wiper blade system and a self-tensioning pulley system along with four standard sizes. The Mighty Mini currently operates in the following types of locations: production machines (CNC, lathes, milling operations); parts washers; marine craft (pleasure boats, tug boats); as well as on a 55-gallon drum.



Highlights:

1. A 1" or 2" continuous belt of corrosion resistant steel or elastomer.
2. Oil discharge via a 3-foot 3/4-inch diameter clear plastic hose with clamp.
3. Deep removable trough.
4. 316 S.S. Glass Beaded Finish.
5. 24 hour timer.
6. 8-foot grounded power cord w/plug.
7. Fractional fan-cooled gear motor.
8. Removes one or two gallons of medium weight oil per hour.

Quick Chart:

CAP. GAL.	MODEL	BELT WIDTH	BELT LENGTH	STANDARD MOTOR			OPTIONAL MOTOR	
				RPM AMPS	VOLTS Hz	PHASE	RPM AMPS	VOLTS Hz
1	MM100ST-06	1"	6"	30 RPM 1.5 - 2.0A	115 60Hz	1 PH	30 RPM 1.5 - 2.0A	260 50Hz
1	MM100ST-12	1"	12"	30 RPM 1.5 - 2.0A	115 60Hz	1 PH	30 RPM 1.5 - 2.0A	260 50Hz
1	MM100ST-18	1"	18"	30 RPM 1.5 - 2.0A	115 60Hz	1 PH	30 RPM 1.5 - 2.0A	260 50Hz
1	MM100ST-24	1"	24"	30 RPM 1.5 - 2.0A	115 60Hz	1 PH	30 RPM 1.5 - 2.0A	260 50Hz
2	MM200ST-06	2"	6"	30 RPM 1.5 - 2.0A	115 60Hz	1 PH	30 RPM 1.5 - 2.0A	260 50Hz
2	MM200ST-12	2"	12"	30 RPM 1.5 - 2.0A	115 60Hz	1 PH	30 RPM 1.5 - 2.0A	260 50Hz
2	MM200ST-18	2"	18"	30 RPM 1.5 - 2.0A	115 60Hz	1 PH	30 RPM 1.5 - 2.0A	260 50Hz
2	MM200ST-24	2"	24"	30 RPM 1.5 - 2.0A	115 60Hz	1 PH	30 RPM 1.5 - 2.0A	260 50Hz

ABANAKI CORPORATION © All rights reserved 2004
17387 Munn Road Chagrin Falls, Ohio 44023 U.S.A.
Phone: 1-800-358-SKIM Fax: (440) 543-7404

ABANAKI

Stainless Steel Mighty Mini® 1" *Skimmer Specification Sheet*

PART 1: GENERAL

1.01 Construction

1. 316 Stainless Steel with glass beaded finish.

1.02 Pulley Types

1. Drive Pulley (Head Pulley)
 - A. Splined drive pulley for belt traction.
2. Tail Pulley (Solid drum type)
 - A. Spring loaded tension bar for automatic tensioning on belt.

1.03 Motor

1. Standard: 115 Volt, 60Hz. @ 30 RPM, fan cooled gear motor, U.L. and C.S.A. approved.
 - A. Optional: 260 Volt, 50Hz. @ 30 RPM, fan cooled gear motor, U.L. and C.S.A. approved.

1.04 Guard

1. Stainless Steel motor area cover, bolt in place with handle.

1.05 Belt Material and Length

1. Corrosion Resistant Steel
 - A. Lengths: 6", 12", 18", 24" - measured from mounting surface to bottom of tail pulley + 3/4".
 - B. Optional material: Elastomer, Poly, Poly-HT, and LFO "Fuzzy".

1.06 Wiper Blades

1. Standard Material: Pretension Elastomer.
 - A. Single wiper insert for front and rear wiper.

1.07 Oil Discharge Outlet

1. Dual troughs discharging into a trough outlet with 3/4" dia. x 3' clear hose fastened with clamp.

1.08 Standard Mounting Arrangement

1. Two 5/16" x 1/2" slotted holes for mounting on flat surface.

1.09 Weight and Size

1. Weight of unit with gear motor is 7 lbs. for 1" unit.
2. Overall size of unit: 7.50"L x 6.68"W x 6.75"H

1.10 Mounting Requirements

1. Sump Opening size for Tail Pulley: 2" Dia.
2. Minimum Mounting Height: 6.81"
3. Approximate Overall Height (Unit + Belt length)(Top of handle to bottom of Tail Pulley)
 - A. 6" belt - 12.06" total
 - B. 12" belt - 18.06" total
 - C. 18" belt - 24.06" total
 - D. 24" belt - 30.06" total

1.11 Power Requirements

1. 3 - prong grounded 110 volt outlet. Unit comes with 8' cord.

1.12 Optional Mounting Arrangements

1. Universal Mounting Bracket for mounting on straight wall or 90° angle.
2. ODM-100 Oil Concentrator Decanter mounting bracket for attaching ODM-100 to Mighty Mini skimmer's base.

ABANAKI Stainless Steel Mighty Mini[®] 2" Skimmer Specification Sheet

PART 1: GENERAL

1.01 Construction

1. 316 Stainless Steel with glass beaded finish.

1.02 Pulley Types

1. Drive Pulley (Head Pulley)
 - A. Splined drive pulley for belt traction.
2. Tail Pulley (Solid drum type)
 - A. Spring loaded tension bar for automatic tensioning on belt.

1.03 Motor

1. Standard: 115 Volt, 60Hz. @ 30 RPM, fan cooled gear motor, U.L. and C.S.A. approved.
 - A. Optional: 260 Volt, 50Hz. @ 30 RPM, fan cooled gear motor, U.L. and C.S.A. approved.

1.04 Guard

1. Stainless Steel motor area cover, bolt in place with handle.

1.05 Belt Material and Length

1. Corrosion Resistant Steel
 - A. Lengths: 6", 12", 18", 24" - measured from mounting surface to bottom of tail pulley + 3/4".
 - B. Optional material: Elastomer, Poly, Poly-HT, and LFO "Fuzzy".

1.06 Wiper Blades

1. Standard Material: Pretension Elastomer.
 - A. Single wiper insert for front and rear wiper.

1.07 Oil Discharge Outlet

1. Dual troughs discharging into a trough outlet with 3/4" dia. x 3' clear hose fastened with clamp.

1.08 Standard Mounting Arrangement

1. Two 5/16" x 1/2" slotted holes for mounting on flat surface.

1.09 Weight and Size

1. Weight of unit with gear motor is 7 lbs. for 2" unit.
2. Overall size of unit: 8.31"L x 6.68"W x 6.75"H

1.10 Mounting Requirements

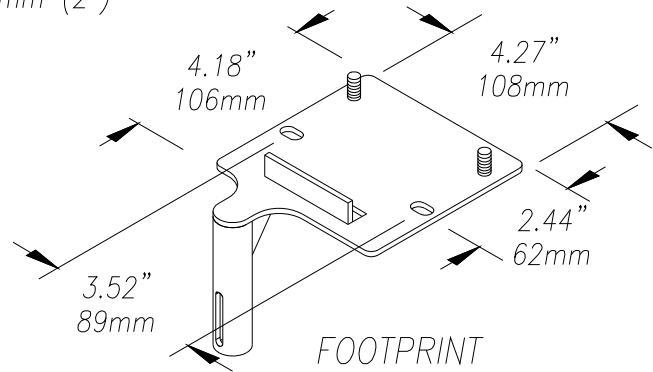
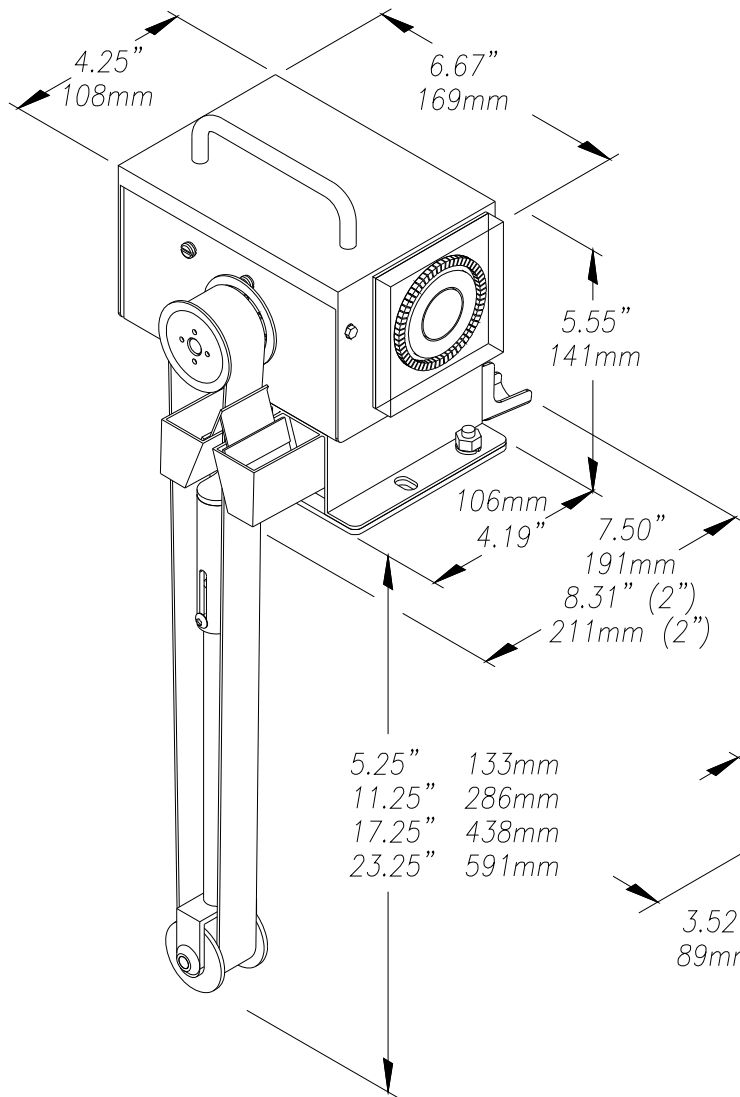
1. Sump Opening size for Tail Pulley: 2" x 3"
2. Minimum Mounting Height: 6.81"
3. Approximate Overall Height (Unit + Belt length)(Top of handle to bottom of Tail Pulley)
 - A. 6" belt - 12.06" total
 - B. 12" belt - 18.06" total
 - C. 18" belt - 24.06" total
 - D. 24" belt - 30.06" total

1.11 Power Requirements

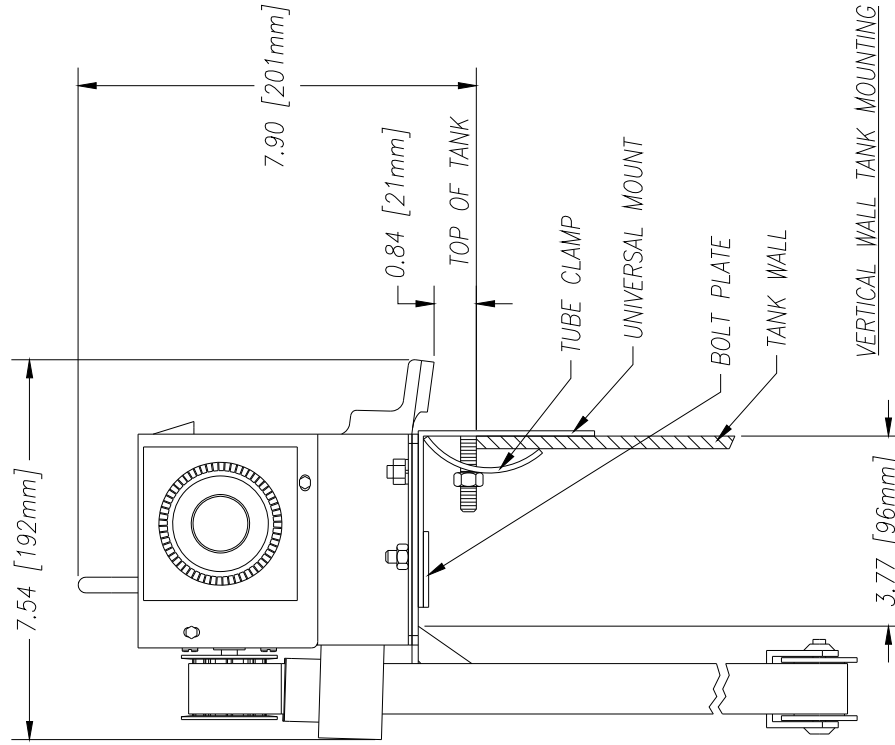
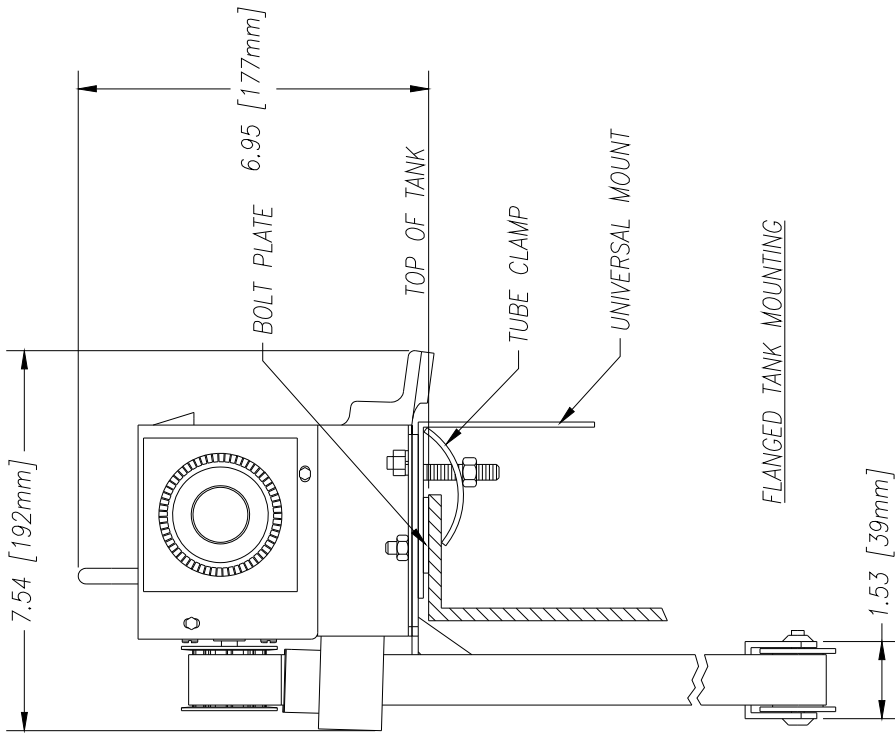
1. 3 - prong grounded 110 volt outlet. Unit comes with 8' cord.

1.12 Optional Mounting Arrangements

1. Universal Mounting Bracket for mounting on straight wall or 90° angle.
2. ODM-100 Oil Concentrator Decanter mounting bracket for attaching ODM-100 to Mighty Mini skimmer's base.



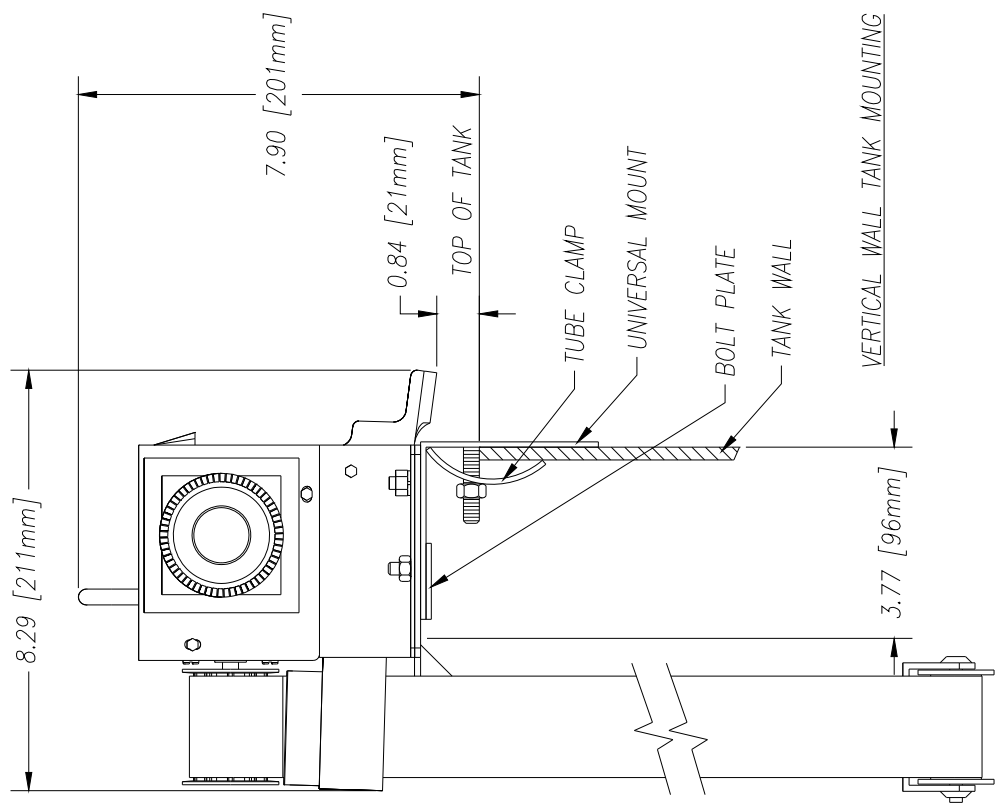
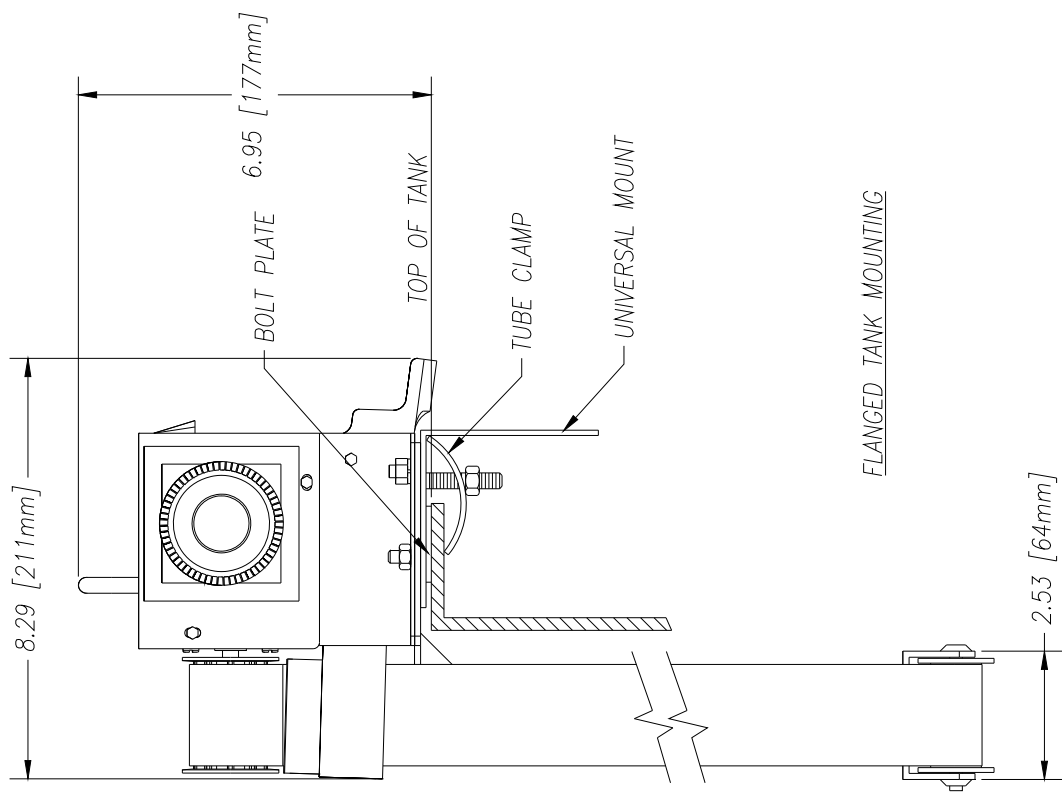
REV	DESCRIPTION	DATE	APPROVED	UNLESS OTHERWISE SPECIFIED DIMENSIONS ARE IN INCHES TOLERANCES:	S.S. MIGHTY MINI 1" & 2" w/Timer OVERALL DRAWING	ABANAKI CORPORATION Chagrin Falls, Ohio 44023 (440) 543-7400	SIZE	SCALE	DWG NO.	REV
				DECIMALS .XX ± .05 ANGULAR .XXX ± .010 DO NOT SCALE DRAWING			D	-	MMLT1-12	0
					DRW'n BY: Ken Fagan					
					PRINT ISSUED On: 01/05/07				DATE: 01/05/07	SHEET 1 of 1



REV	DESCRIPTION	DATE	APPROVED
	THIS PRINT IS THE PROPERTY OF ABANAKI CORPORATION. IT MAY NOT BE REPRODUCED IN ANY MANNER OR SUBMITTED TO ANY OUTSIDE PARTIES FOR EXAMINATION WITHOUT OUR EXPRESSED WRITTEN CONSENT. IT SHALL BE USED ONLY AS A MEANS OF REFERENCE TO WORK DESIGNED OR FURNISHED BY US. U.S. PATENTS PENDING.		

UNLESS OTHERWISE SPECIFIED DIMENSIONS ARE IN INCHES		DO NOT SCALE DRAWING	
DECIMAL TOLERANCES		DRAWN BY: Ken Fagan	
.XX ± .05		DATE: 01/08/07	
.XXX ± .010		SCALE: D	
ANGULAR ± 0.5°		REVISED:	
		SHEET NO. MMLT1-CLAMP-001	
		OF 1	
		DATE: 01/08/07	
		REVISED:	

ABANAKI CORPORATION
 1" MIGHTY-MINI W/TIMER
 MOUNTING CLAMP
 OVERALL DRAWING



UNLESS OTHERWISE SPECIFIED DIMENSIONS ARE IN INCHES TOLERANCES: DECIMALS ± .005 FRACTIONS ± .005 XXX ± .010	DO NOT SCALE DRAWING	DATE	APPROVED
DESIGNED BY: Ken Faqon	SCALE: 1:1	DATE: 01/08/07	APPROVED: [Signature]
DRAWN BY: Ken Faqon	SCALE: 1:1	DATE: 01/08/07	APPROVED: [Signature]
REVISED BY: [Blank]	SCALE: 1:1	DATE: 01/08/07	APPROVED: [Signature]
DESCRIPTION: 2" MIGHTY-MINI W/TIMER MOUNTING CLAMP OVERALL DRAWING		DATE: 01/08/07	APPROVED: [Signature]
THIS DRAWING IS THE PROPERTY OF ABANAKI CORPORATION. IT MAY NOT BE REPRODUCED IN ANY MANNER OR SUBMITTED TO ANY OUTSIDE PARTIES FOR EXAMINATION WITHOUT OUR EXPRESSED WRITTEN CONSENT. IT SHALL BE USED ONLY AS A MEANS OF REFERENCE TO WORK DESIGNED OR FURNISHED BY US. U.S. PATENTS PENDING.		DATE: 01/08/07	APPROVED: [Signature]
ABANAKI CORPORATION Chicago, Ill., One 4023 14th St. - 7400		DATE: 01/08/07	APPROVED: [Signature]
MOUNTING CLAMP OVERALL DRAWING		DATE: 01/08/07	APPROVED: [Signature]
REV: 0		DATE: 01/08/07	APPROVED: [Signature]
REV: 1		DATE: 01/08/07	APPROVED: [Signature]
REV: 2		DATE: 01/08/07	APPROVED: [Signature]
REV: 3		DATE: 01/08/07	APPROVED: [Signature]
REV: 4		DATE: 01/08/07	APPROVED: [Signature]
REV: 5		DATE: 01/08/07	APPROVED: [Signature]
REV: 6		DATE: 01/08/07	APPROVED: [Signature]
REV: 7		DATE: 01/08/07	APPROVED: [Signature]
REV: 8		DATE: 01/08/07	APPROVED: [Signature]
REV: 9		DATE: 01/08/07	APPROVED: [Signature]
REV: 10		DATE: 01/08/07	APPROVED: [Signature]
REV: 11		DATE: 01/08/07	APPROVED: [Signature]
REV: 12		DATE: 01/08/07	APPROVED: [Signature]
REV: 13		DATE: 01/08/07	APPROVED: [Signature]
REV: 14		DATE: 01/08/07	APPROVED: [Signature]
REV: 15		DATE: 01/08/07	APPROVED: [Signature]
REV: 16		DATE: 01/08/07	APPROVED: [Signature]
REV: 17		DATE: 01/08/07	APPROVED: [Signature]
REV: 18		DATE: 01/08/07	APPROVED: [Signature]
REV: 19		DATE: 01/08/07	APPROVED: [Signature]
REV: 20		DATE: 01/08/07	APPROVED: [Signature]
REV: 21		DATE: 01/08/07	APPROVED: [Signature]
REV: 22		DATE: 01/08/07	APPROVED: [Signature]
REV: 23		DATE: 01/08/07	APPROVED: [Signature]
REV: 24		DATE: 01/08/07	APPROVED: [Signature]
REV: 25		DATE: 01/08/07	APPROVED: [Signature]
REV: 26		DATE: 01/08/07	APPROVED: [Signature]
REV: 27		DATE: 01/08/07	APPROVED: [Signature]
REV: 28		DATE: 01/08/07	APPROVED: [Signature]
REV: 29		DATE: 01/08/07	APPROVED: [Signature]
REV: 30		DATE: 01/08/07	APPROVED: [Signature]
REV: 31		DATE: 01/08/07	APPROVED: [Signature]
REV: 32		DATE: 01/08/07	APPROVED: [Signature]
REV: 33		DATE: 01/08/07	APPROVED: [Signature]
REV: 34		DATE: 01/08/07	APPROVED: [Signature]
REV: 35		DATE: 01/08/07	APPROVED: [Signature]
REV: 36		DATE: 01/08/07	APPROVED: [Signature]
REV: 37		DATE: 01/08/07	APPROVED: [Signature]
REV: 38		DATE: 01/08/07	APPROVED: [Signature]
REV: 39		DATE: 01/08/07	APPROVED: [Signature]
REV: 40		DATE: 01/08/07	APPROVED: [Signature]
REV: 41		DATE: 01/08/07	APPROVED: [Signature]
REV: 42		DATE: 01/08/07	APPROVED: [Signature]
REV: 43		DATE: 01/08/07	APPROVED: [Signature]
REV: 44		DATE: 01/08/07	APPROVED: [Signature]
REV: 45		DATE: 01/08/07	APPROVED: [Signature]
REV: 46		DATE: 01/08/07	APPROVED: [Signature]
REV: 47		DATE: 01/08/07	APPROVED: [Signature]
REV: 48		DATE: 01/08/07	APPROVED: [Signature]
REV: 49		DATE: 01/08/07	APPROVED: [Signature]
REV: 50		DATE: 01/08/07	APPROVED: [Signature]

GREASE GRABBER® GREASE REMOVAL SYSTEMS



General Description

The heart of the system features a patented design grease skimmer. Unlike oil skimmers this system was designed and developed specifically to pick up heavy grease and oil. The Grease Grabber® makes use of the differences in specific gravity and surface tension between grease and water. These physical characteristics allow the belt to attract grease, oil, and other hydrocarbon liquids as the belt passes through the surface of the water.

The construction of the Grease Grabber has a rugged simplicity that is designed to last 20 years or longer. It can handle liquids between 32°F and 212°F, with pH between 1 and 13. The motor, reducer, and powder coated finish give the unit exceptionally long life.

Belt tension is maintained by the weight of a free riding tail pulley. The tail pulley is tethered to the underside of the Grease Grabber to prevent accidental loss.

The system is available in 3 basic configurations*:

- **System A:** Basic Grease Grabber System; features the Grease Grabber and Mat Buster
 - **System B:** Enhanced Discharge System; features Screw Feed Discharge
 - **System C:** Transfer System; features Transfer Package
- *All systems can be adapted to your application.*

The Grease Grabber System Advantages

- Removes heavy non-flowing greases and oil from water
- Elevates and removes up to 160 gph of grease over 100 ft. without pumps.
- Reduces fluid disposal costs
- Helps meet government requirements for water discharge
- Protects expensive sand filtration systems
- Operates in freezing temperatures
- Requires only a 28" x 9" (71.12cm x 22.86cm) mounting area
- Maintains skimming efficiency with fluctuating fluid level
- Fast set-up, easy cleaning, and minimal maintenance
- Effectively operates in turbulent liquids



ABANAKI
CORPORATION
OIL SKIMMER DIVISION
17387 Murrin Road • Chagrin Falls, Ohio 44023
Ph: (440) 543-7400 • FAX: (440) 543-7404
800-358-SKIM (7546)
<http://www.abanaki.com>

GREASE GRABBER[®] GREASE REMOVAL SYSTEMS

Why The Grease Grabber?

No other system is designed for extremely demanding applications, such as scale pits, where heavy loads of grease and oil accumulate. To handle this kind of load, the Grease Grabber uses an oil-filled gear reducer having bronze gears and ball bearings to drive pressure rolls with tractor treads that rotate the belt. This heavy-duty drive train will elevate skimmed grease over 100 feet for easy discharge into tramp waste containers.

Typical Applications

- Circulating water systems in steel mills
- Truck, locomotive and other mobile equipment washing facilities
- Wastewater sumps or tanks
- Food processing facilities
- Parking lots, garages, and service facilities

System B in use in a scale pit



System A in use at a steel mill

Key Features of the Grease Removal System

- Designed for the most demanding outdoor applications
- Corrosion-resistant materials
- Continuous duty
- All electrical components are UL CSA approved
- Conforms to CE directives
- Innovative safety features
- Customized belt lengths and materials



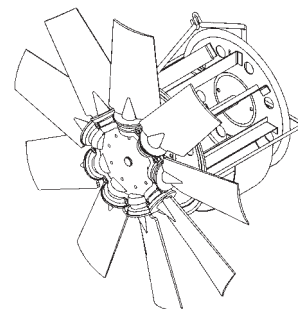
ABANAKI
CORPORATION
OIL SKIMMER DIVISION

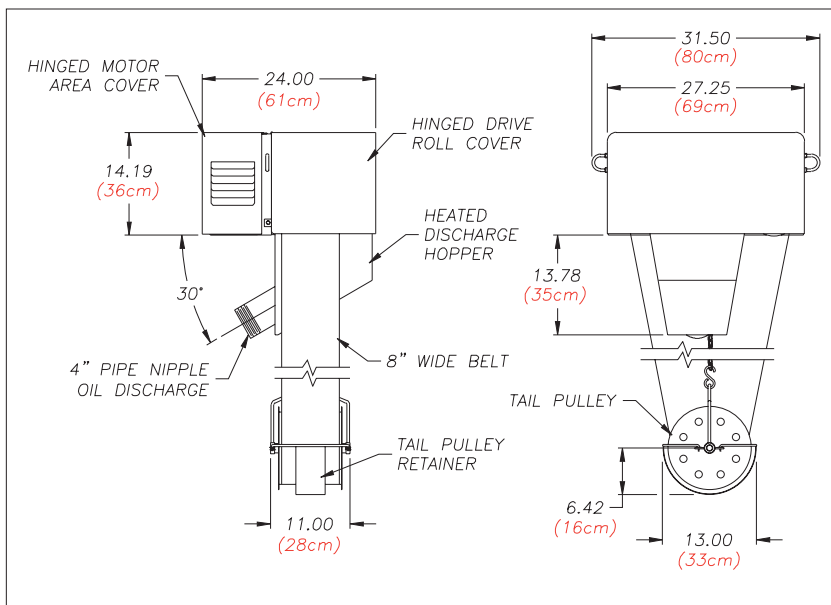
17387 Munn Road • Chagrin Falls, Ohio 44023
Ph: (440) 543-7400 • FAX: (440) 543-7404

800-358-SKIM (7546)

<http://www.abanaki.com>

Mat Buster





Specifications:

System A: Grease Grabber

Removal Rate: 160 gph (606 lph)
Actual removal rate will vary with application.
 (Removal rate is based on Brooks Technology Plexelene 750™ grease and other components in ordinary water.)

Construction Solid welded carbon steel with a baked on powder coat finish. Color: Dark safety blue.

Motor Fractional hp, TEFC, 115/230 VAC, single phase, 60Hz.

Heater 2200 W

Belt Width 8 inches (20.3 cm)

Belt Length User specified (Call factory)

Belt Material Woven textured polyester

Wiper Hybrid ceramic impregnated polypropylene

Mounting Method Flat surface mount is standard. 2" steel angle frame 20" high clearance for flat surface mounting and shipping. Custom mounting stands available.

Mounting Area Appx. 28" X 10" (71.12cm x 22.86cm). See installation drawing.

Weights Complete drive unit without tail pulley or belt: Approximately 240 lbs. (109 kg) - two lifting hooks installed on drive unit
 Tail pulley: 10 lbs. (4.5 kg)
 Mat Buster: 10lbs. (4.5 kg)

Mat Buster

24" or 36" dia. blades - Requires additional tail pulley clearance requirements:
 24" Blade 18" x 28"
 36" Blade 20" x 40"

System B: Grease Grabber Screw Feed Discharge

See Grease Grabber specs under system A.

Motor 1/4hp, 115/208-230 VAC, 1 PH, 60Hz.
 5/2.6-2.5 Amps, 56C-Face, TEFC, 1725RPM

Gear Reducer 48:1 right angle

Auger 4" right hand helical flighting welded to 1-1/4" sch-40 pipe.

System C: Grease Grabber Transfer Package

See Grease Grabber specs under system A.

Transfer tank. (Volume User Specified)

Transfer tank immersion heater. (Sized to tank)

Hinged hood on tank for easy access.

Positive displacement pump.

Transfer tank level control.

Options (Specify)

316 stainless steel housing

Screw feed discharge

Screw feed "heated" discharge

Mat Buster

Remote ON/OFF switch

Stabilizer bars available for (extreme) turbulent applications

Timer

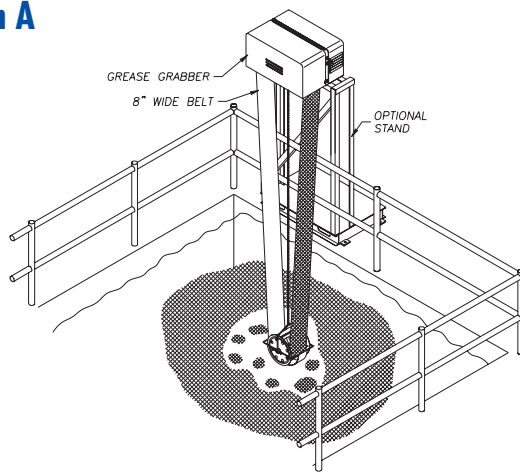
Control Panel

3-phase electrical

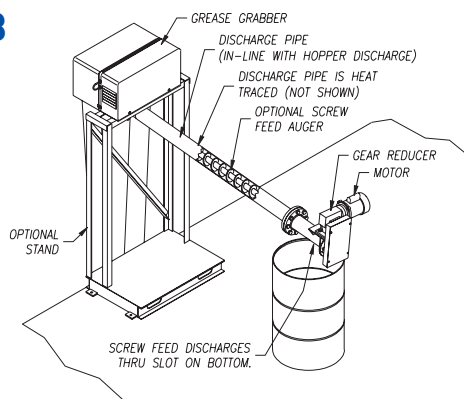
Standard Configuration

The Abanaki Grease Grabber is supplied with a hinged motor guard, raised by a gas spring when released. An additional guard covers the drive roll area. Other standard componentry includes a fixed wiper blade assembly, skimmer belt and tail pulley. The unit comes with assembly instructions.

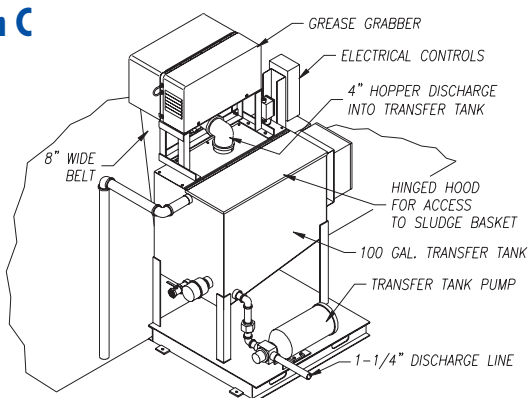
System A



System B




System C



Other Oil Skimming Products From Abanaki:

Abanaki Oil Skimmer Quick Selector Chart



1. **For Most Applications:**
OIL GRABBER® MODEL 8²
 Single 8-inch wide belt (20.3 cm)
 Any length belt
 Capacity: 40 GPH (151.4 LPH)
2. **When Model 8 Oil Grabber® Is Too Large:**
OIL GRABBER® MODEL 4
 Single 4-inch wide belt (10.2 cm)
 Any length belt
 Capacity: 20 GPH (75.7 LPH)
3. **For High Volume Use:**
OIL GRABBER® MULTI-BELT
 Two to five 8-inch belts (20.3 cm)
 Any length belts
 Capacity: to 600 GPH (2271 LPH)
4. **For Small Size, Small Capacity, Or Multi-Tank Use: TOTE-IT® PORTABLE**
 Single belt: 2-inch or 4-inch (5.1 or 10.2 cm)
 Belt length: 1' - 6" to 5' - 0" (45.2 to 152.4 cm)
 Capacity: 6 GPH - 2" belt (15.1 LPH - 5.1 cm belt)
 7 GPH - 4" belt (22.7 LPH - 10.2 cm belt)



GREASE GRABBER® GREASE REMOVAL SYSTEMS

For more information, please contact:



ABANAKI
CORPORATION
 OIL SKIMMER DIVISION
 17387 Munn Road • Chagrin Falls, Ohio 44023
 Ph: (440) 543-7400 • FAX: (440) 543-7404
800-358-SKIM (7546)
<http://www.abanaki.com>

Plexelene 750™ by Brooks Technology Co.
 Optional Equipment Shown In Some Views.

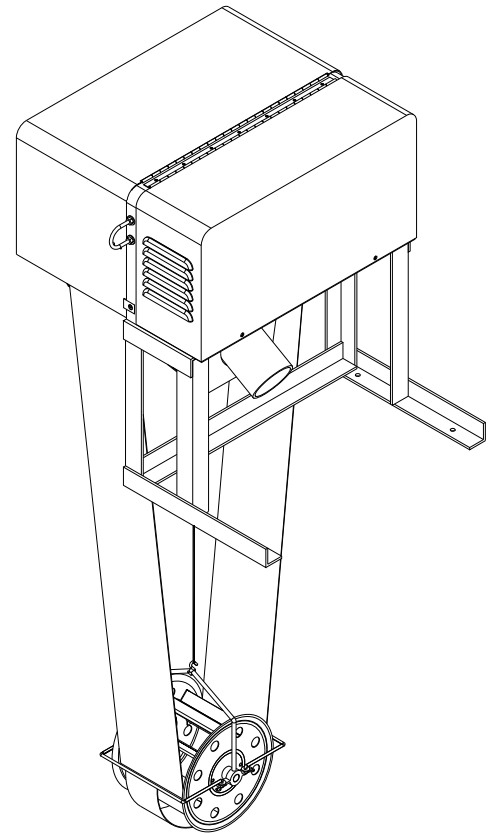
© Abanaki Corporation, 2007

ABANAKI

Grease Grabber[®] Systems:

Quick Summary:

The Grease Grabber[®], with its patented technology, was designed and developed for the removal and discharge of non-flowing grease at ambient temperature. The main feature of this unit is a temperature controlled discharge hopper. The hopper is heated electrically to flow heavy grease for discharge. Other features for handling heavy grease are two grooved vulcanized rubber pressure drive rolls and a 4-inch SCH-40 discharge pipe nipple. An optional screw feed assembly is also available to help pull the heavy grease out of the heated discharge pipe. Safety features include: a totally enclosed drive mechanism protected by guards and a safety sensor switch which prevents accidental startup of the unit during maintenance.



Highlights:

1. An 8" continuous poly-belt up to 100 feet or more.
2. Dual safety covers for drive and motor area.
3. Safety sensor, which cuts power to motor when drive guard is removed.
4. Dual wiper blade system
5. Removes up to 160 gallons of heavy lubricating grease per hour.²
6. Electrically heated hopper.

Quick Chart:

		STANDARD MOTOR			OPTIONAL MOTOR			
CAP GPH	MODEL	BELT WIDTH	BELT LENGTH	RPM AMPS	VOLTS Hz	PHASE	RPM AMPS	VOLTS Hz
160	GR. 8	8"	UP TO 100 ft.	1725 RPM 5/2.6/2.5	115/208-230 60Hz	1 PH TEFC	1725 RPM 1.4/1.3/.65	208-230/460 3PH-60Hz

Notes:

1. Additional motors, including explosion proof, are available per customer specification. See motor spec sheet for complete listing of motors. Always consult the factory for special applications.
2. Actual removal rate will vary with application. Removal rate is based on Brooks Technology Plexelene 750TM grease and other components in ordinary water.

ABANAKI CORPORATION © All rights reserved 2004

17387 Munn Road Chagrin Falls, Ohio 44023 U.S.A.

Phone: 1-800-358-SKIM Fax: (440) 543-7404

Spec:0704047-1

www.abanaki.com

Standard Skimmer Specification Sheet

1.01 Construction

1. Solid welded carbon steel with a baked on powder coat finish.
2. Color: RAL5005 or equivalent (Dark Blue).

1.02 Pulley Types/Rolls

1. Drive Rolls
 - A. Dual grooved vulcanized rubber rolls w/1" shafts.
2. Idler Pulley
 - A. 3/4" shaft with dual bearing mount.
3. Tail Pulley
 - A. Standard yoke and chain assembly with retainer.

1.03 Motor:

1/4 H.P. 1 PH 60Hz TEFC
1725 RPM 56 C-Face
115/208-230 Volt
5 / 2.6 / 2.5 Amps

or optional

1/4 H.P. 3 PH 60Hz TEFC
1725 RPM 56 C-Face
208-230/460 Volt
1.4 / 1.3 / .65 Amp

requires magnetic starter w/3 PH control panel

1.04 Gear Reducer

1. Standard Right Angle 56C-Face
 - A. 60:1 reduction
 - B. Oil filled
 - C. Bronze gears/ball bearings

1.05 Guards

1. Standard steel motor area guard w/gas spring.
2. Standard steel guard w/power cut-off switch over drive rolls.

1.06 Hopper

1. Six 400watt electric heaters, thermostatically controlled.

1.07 Belt Material and Length

1. Standard material: 8" wide Poly
 - A. Optional material: Elastomer
2. Length as required per application.

1.08 Wiper Blades

1. Standard Material: Hybrid Ceramic
2. Top and bottom Wiper Assembly.
 - A. Fixed wiper, with single insert, preset angle for optimum wiping.

1.09 Oil Discharge Outlet

1. Double walled, thermostat controlled hopper with 4" SCH-40 pipe nipple x 6" long for flange or coupling mounting and/or discharge.

1.10 Mounting Arrangements

1. 2" steel angle frame 18" high for minimum clearance for flat surface mounting and shipping.

1.11 Weights and Size

1. Weight of skimmer without belt and tail pulley: 240 lbs. (109kg)
 - A. Skimmer has two lift hooks for lifting straps.
 - B. Add 10 lbs. (4.5kg) for Tail Pulley weight.
2. Overall size of unit: 31-1/2"L x 24"W x 14-3/16"H
 - A. Does not include minimum mounting height.

1.12 Mounting Requirements

1. Sump Opening size for Tail Pulley: 12" x 24"
2. Minimum Mounting Height will be determined by oil discharge requirements.

1.13 Power Requirements

1. 1 PH 110volt 60Hz
2. 3 PH requires control panel.

1.14 Optional Mounting Arrangements

1. Boom mast mount.
 - A. New or existing 6" mast.
 - B. Mast pivots for servicing.

Skimmer Systems Specification Sheet

System A: Grease Grabber Mat Buster

- Standard skimmer specifications
- Mat Buster: 24", 36" or 44" dia. blades - requires additional tail pulley clearance requirements.
 - Mat Buster weight: 10lbs. (4.5 kg)
 - 24" blade - 18" x 28" clearance
 - 36" blade - 20" x 40" clearance
 - 44" blade - 20" x 44" clearance

System B: Grease Grabber Screw Feed Discharge

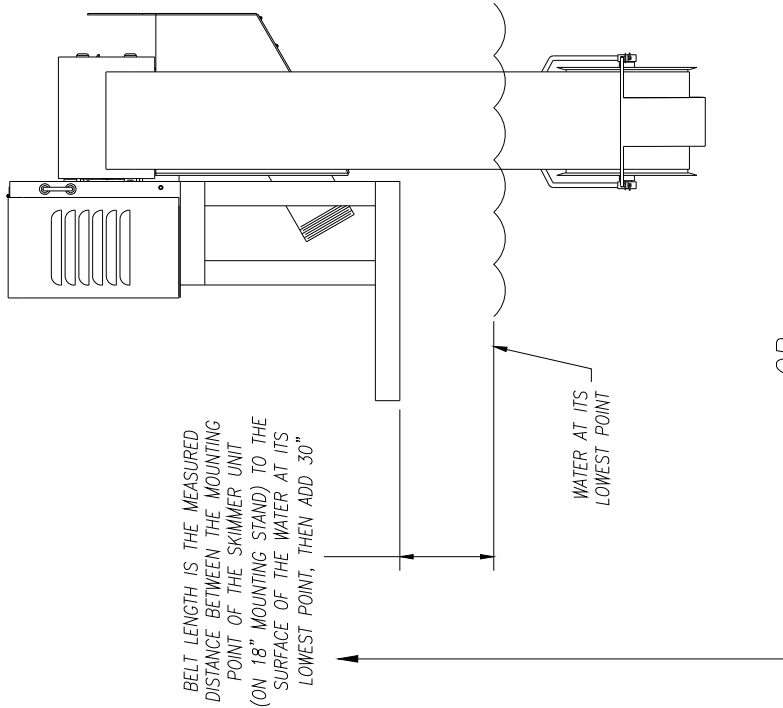
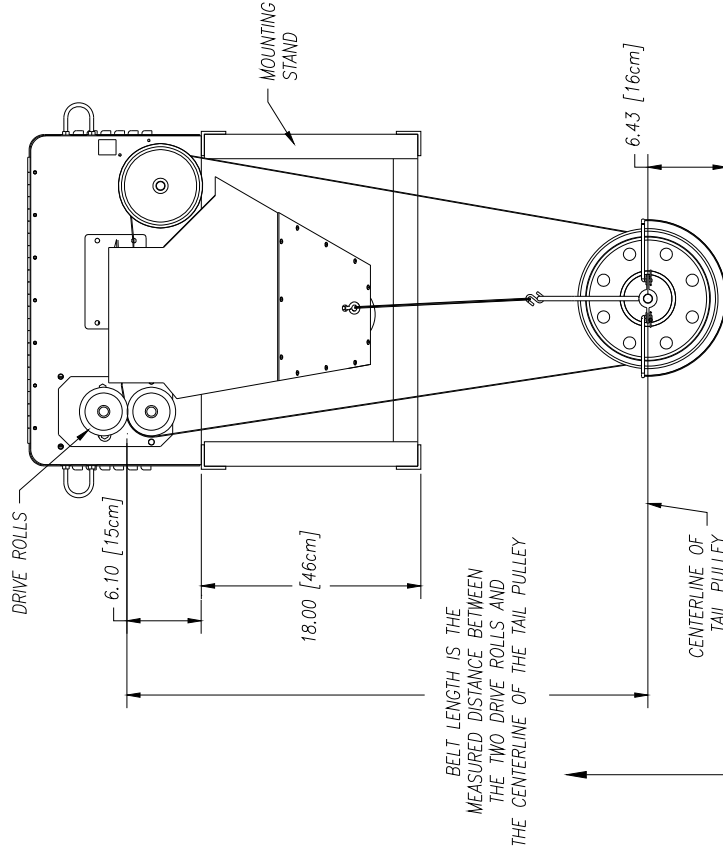
- Standard skimmer specifications
- Screw Feed Discharge
 - Motor - 1/4hp, 115/208-230VAC, 1PH, 60Hz., 5/2.6-2.5amps, 56C-face, TEFC, 1725RPM
 - Gear Reducer - 48:1 right angle
 - Auger - 4" right hand helical flighting welded to 1-1/4" sch-40 pipe.

System C: Grease Grabber Transfer Package

- Standard skimmer specifications
- Transfer Package
 - Transfer Tank (volume user specified)
 - Transfer Tank Immersion Heater (sized to tank)
 - Hinged hood on tank for easy access.
 - Positive Displacement Pump
 - Transfer Tank Level Control

Note:

All systems can be adapted to your application.



OR

UNLESS OTHERWISE SPECIFIED DIMENSIONS ARE IN INCHES
TOLERANCES:
DECIMALS ± .05
ANGULAR ± 0.5°
X.XX ± .01
X.X ± .01

DO NOT SCALE DRAWING

DATE: 08/22/03

DESIGNED BY: Keri Ferguson

DRAWN BY: D

CHECKED BY: D

SCALE: 1

REVISIONS:

DATE: 10/01/99

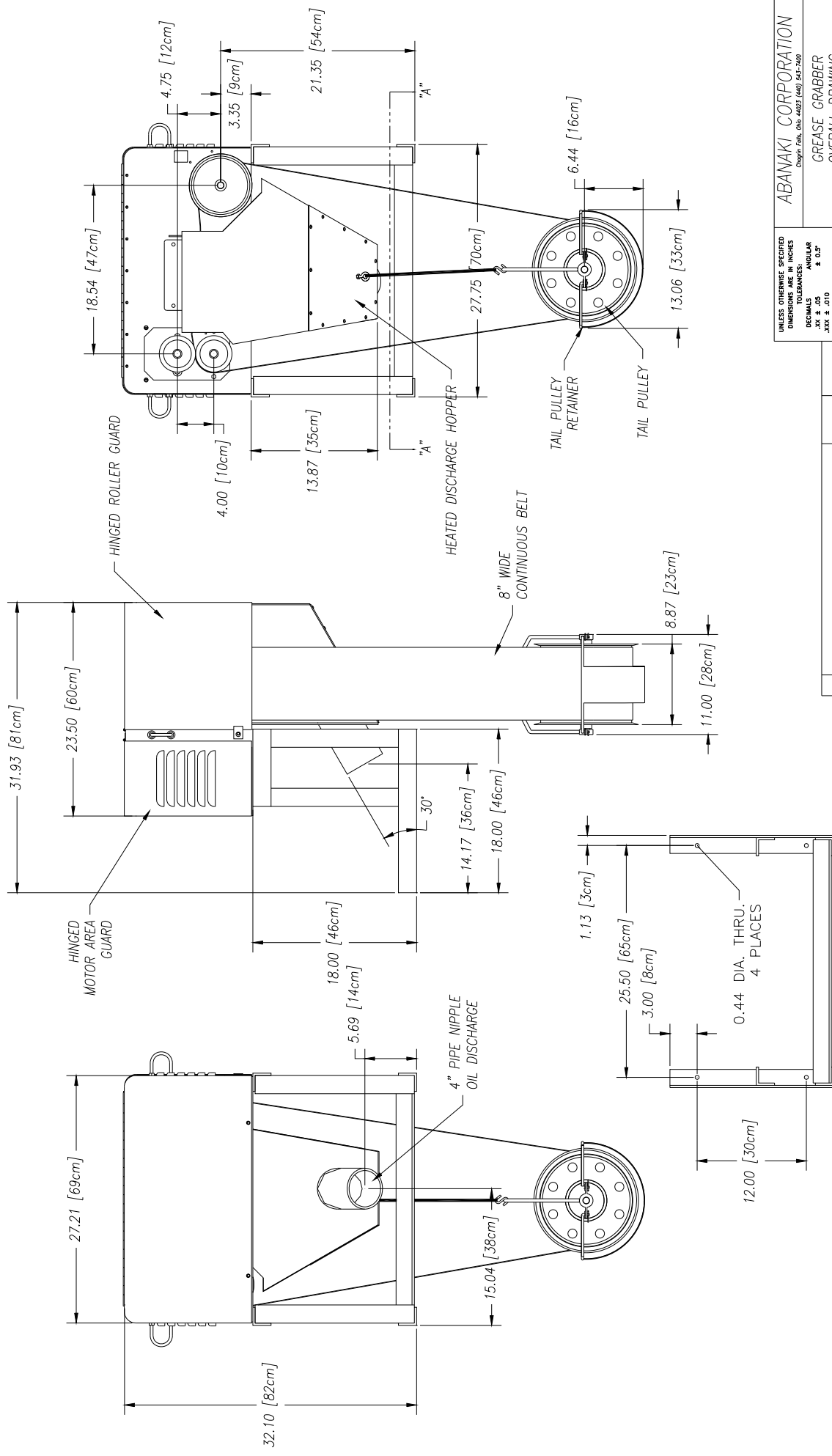
SHEET: 1 OF 1

ABANAKI CORPORATION
Design Eng. Dept. 4032 (440) 542-7000

GREASE GRABBER
BELT LENGTH
LAYOUT DRAWING

REV	DESCRIPTION	DATE	APPROVED
1	UPDATED	08/22/03	

THIS PRINT IS THE PROPERTY OF ABANAKI CORPORATION. IT MAY NOT BE REPRODUCED IN ANY MANNER OR SUBMITTED TO ANY OUTSIDE PARTIES FOR EXAMINATION WITHOUT OUR EXPRESSED WRITTEN CONSENT. ANY REPRODUCTION OR TRANSMISSION IN ANY MANNER WITHOUT OUR WRITTEN PERMISSION SHALL BE AT THE USER'S RISK AND WITHOUT LIABILITY TO ABANAKI CORPORATION OR ITS U.S. PATENTS FOLDING.



SECTION "A" - "A"
SHIPPING/MOUNTING STAND

UNLESS OTHERWISE SPECIFIED
DIMENSIONS ARE IN INCHES
DECIMALS
.XX ± .05
.XXX ± .010

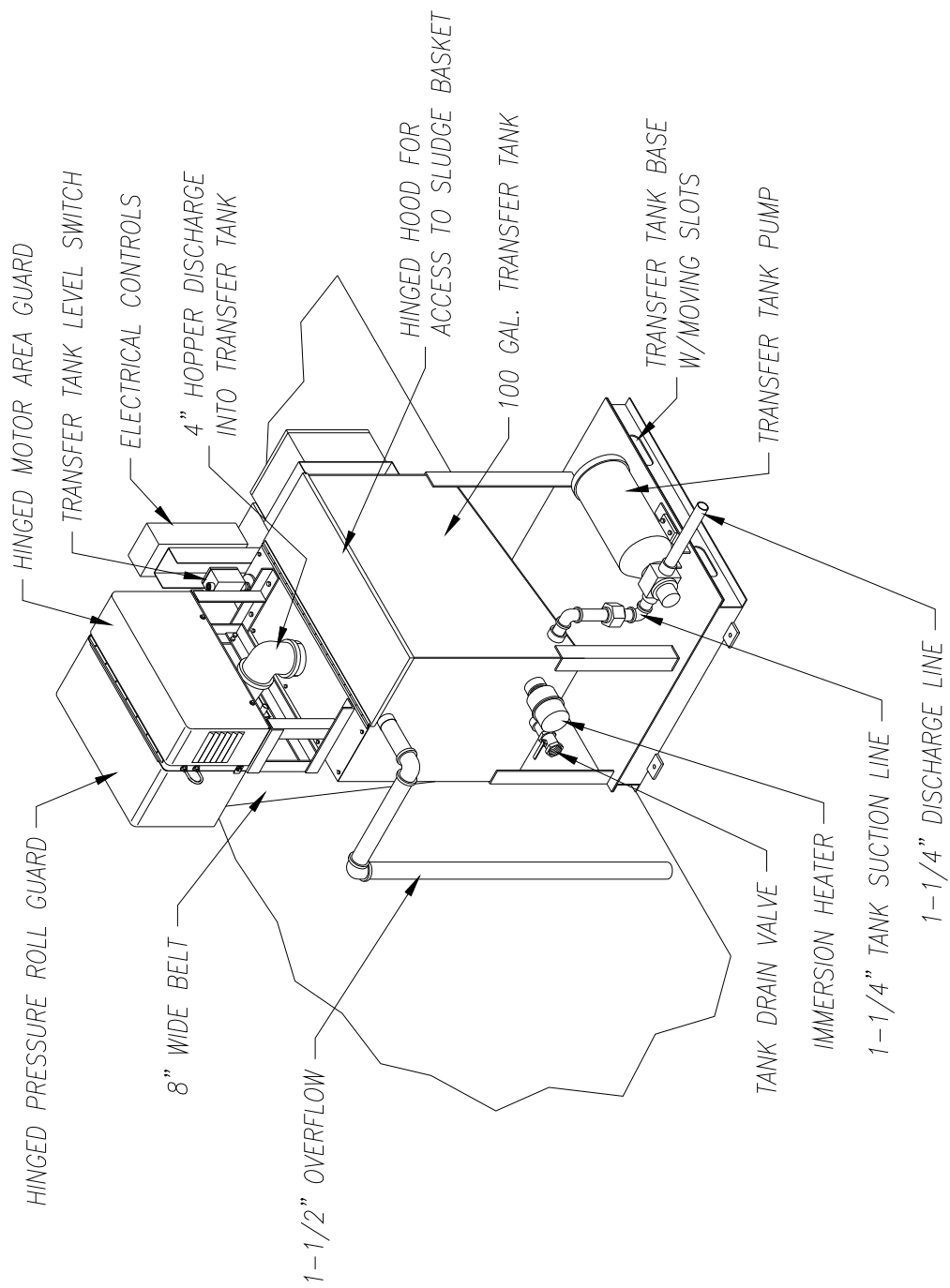
ABANAKI CORPORATION
Grease Grabber, 4023 (40) 541-200

GREASE GRABBER
OVERALL DRAWING

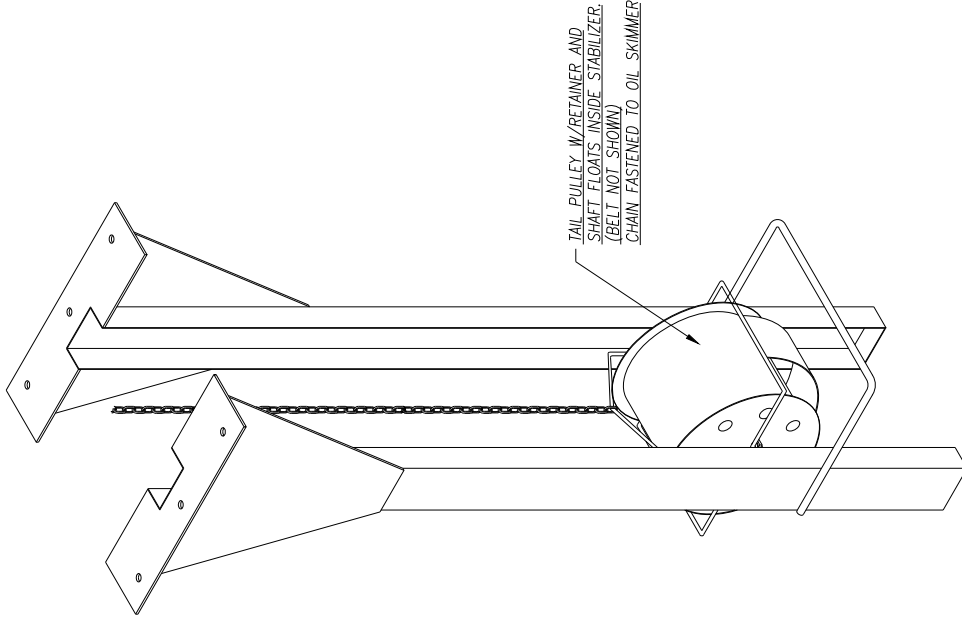
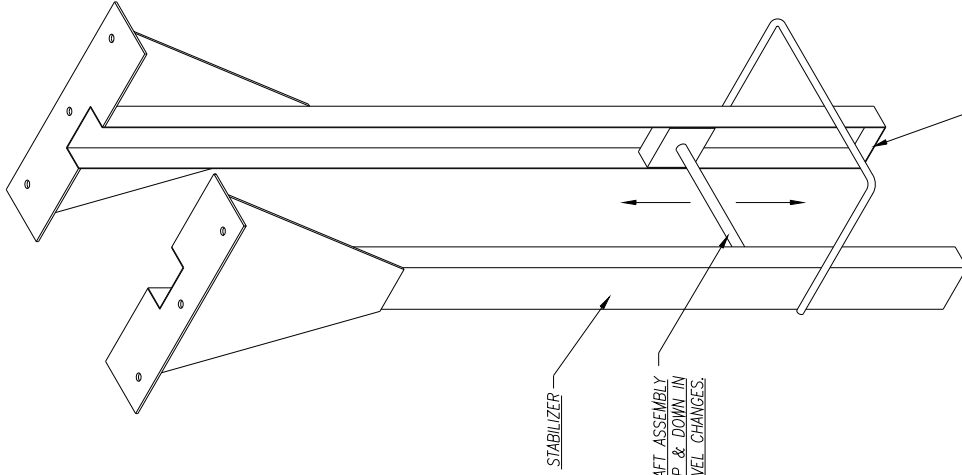
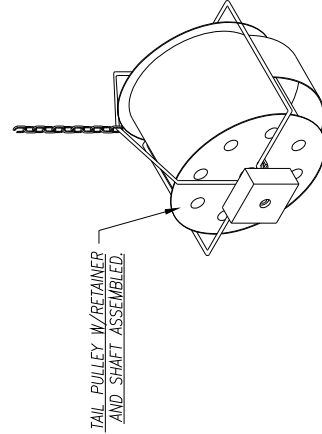
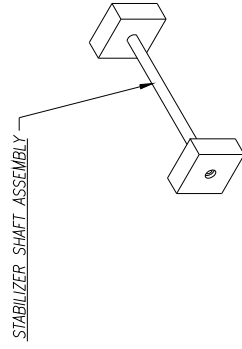
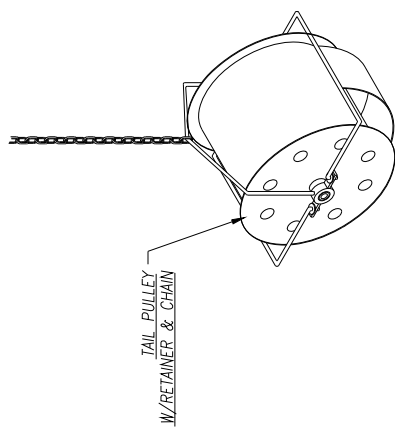
DATE: 08/03/99
REV: 0
SCALE: D
DRAWN BY: Ken Fagan
PARTS LIST: GG-ASSY7

REV	DESCRIPTION	DATE	APPROVED
0	THIS PRINT IS THE PROPERTY OF ABANAKI CORPORATION. IT MAY NOT BE REPRODUCED IN ANY MANNER OR SUBMITTED TO ANY OUTSIDE PARTIES FOR EXAMINATION WITHOUT OUR EXPRESSED WRITTEN CONSENT. IT SHALL BE USED ONLY AS A MEANS OF REFERENCE TO WORK DESIGNED OR FURNISHED BY US. U.S. PATENTS PENDING.		

DO NOT SCALE DRAWING



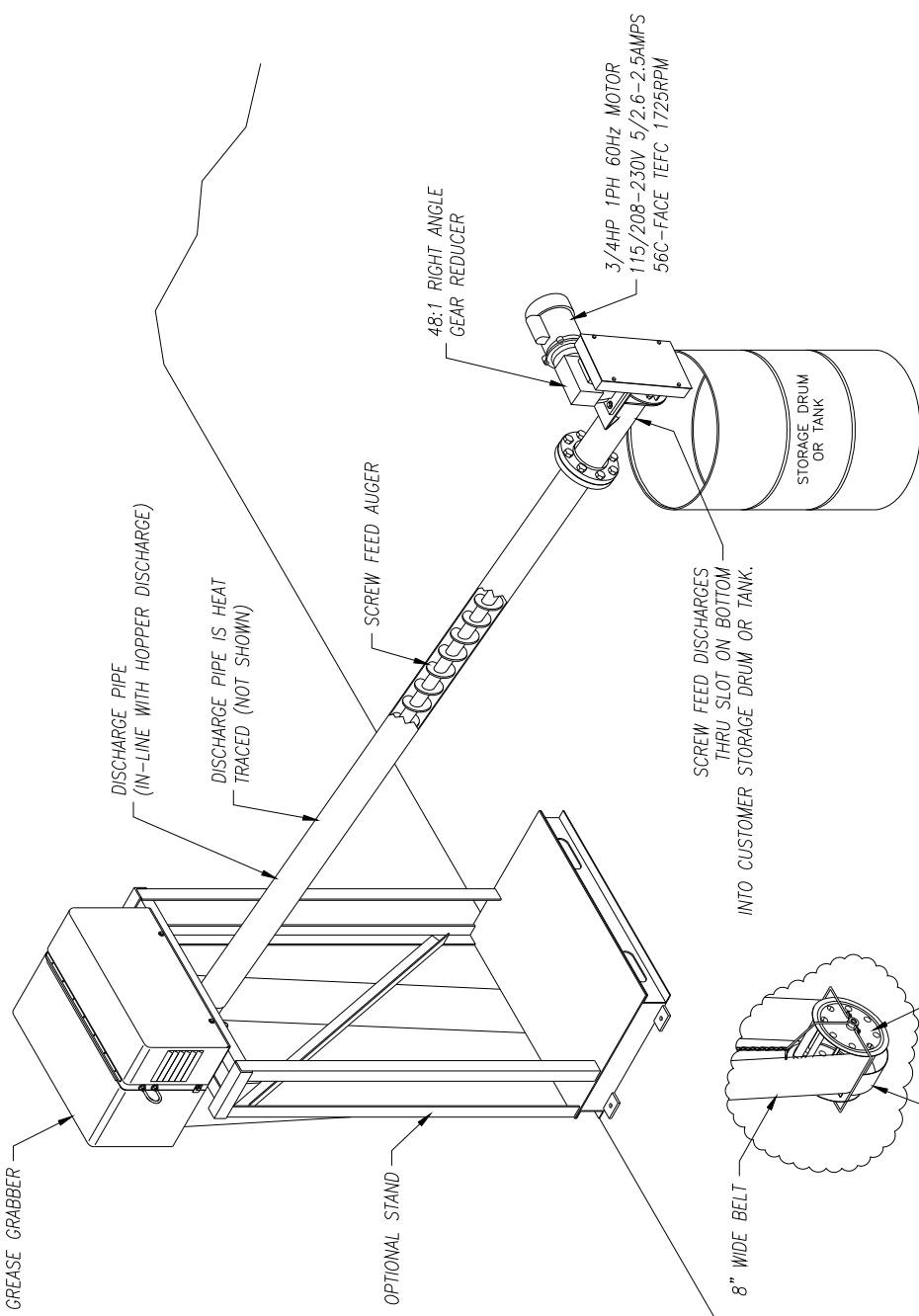
UNLESS OTHERWISE SPECIFIED DIMENSIONS ARE IN INCHES		ABANAKI CORPORATION	
DECIMAL TOLERANCES:		Grease Grabber	
.XX ± .03	ANGULAR ± 0.3°	TRANSFER PACKAGE	
.XXX ± .010		ISOMETRIC OVERALL DRAWING	
REV	DESCRIPTION	DATE	APPROVED
1	AS SHOWN	07/15/97	Ken Fagan
THIS PRINT IS THE PROPERTY OF ABANAKI CORPORATION. IT MAY NOT BE REPRODUCED IN ANY MANNER OR SUBMITTED TO ANY OUTSIDE PARTIES FOR EXAMINATION WITHOUT OUR EXPRESSED WRITTEN CONSENT. IT SHALL BE USED ONLY AS A MEANS OF REFERENCE TO WORK DESIGNED OR FURNISHED BY US. U.S. PATENTS PENDING.			
DO NOT SCALE DRAWING		DATE	07/15/97
DRAWN BY: Ken Fagan		SCALE	D
FIRST ISSUED ON:		DATE	07/15/97
		SHEET	1 OF 1



DO NOT SCALE DRAWING

UNLESS OTHERWISE SPECIFIED DIMENSIONS ARE IN INCHES TOLERANCES:		ABANAKI CORPORATION Chicago, Ill. (908) 442-1400 (545-760)	
DECIMALS	ANGULAR	GREASE GRABBER STABILIZER & TAIL PULLEY W/RETAINER OVERALL DRAWING	
.XX ± .05	± 0.5°	DATE	REV
.XXX ± .010		03/29/97	0
DRAWN BY: Ken Fagon		CSTL-102	
CHECKED BY:		SHEET 1 of 1	

THIS PRINT IS THE PROPERTY OF ABANAKI CORPORATION. IT MAY NOT BE REPRODUCED IN ANY MANNER OR SUBMITTED TO ANY OUTSIDE PARTIES FOR EXAMINATION WITHOUT OUR EXPRESSED WRITTEN CONSENT. IT IS TO BE USED ONLY AS A MEANS OF REFERENCE TO WORK OCCASION OR TURNING OF U.S. PATENTS PENDING.



UNLESS OTHERWISE SPECIFIED DIMENSIONS ARE IN INCHES
 TOLERANCES:
 DECIMALS ± 0.01
 ANGULAR ± 0.5°
 FITS & JOBS ± 0.010

ABANAKI CORPORATION
 Chicago, Ill. 60642 (408) 541-7000

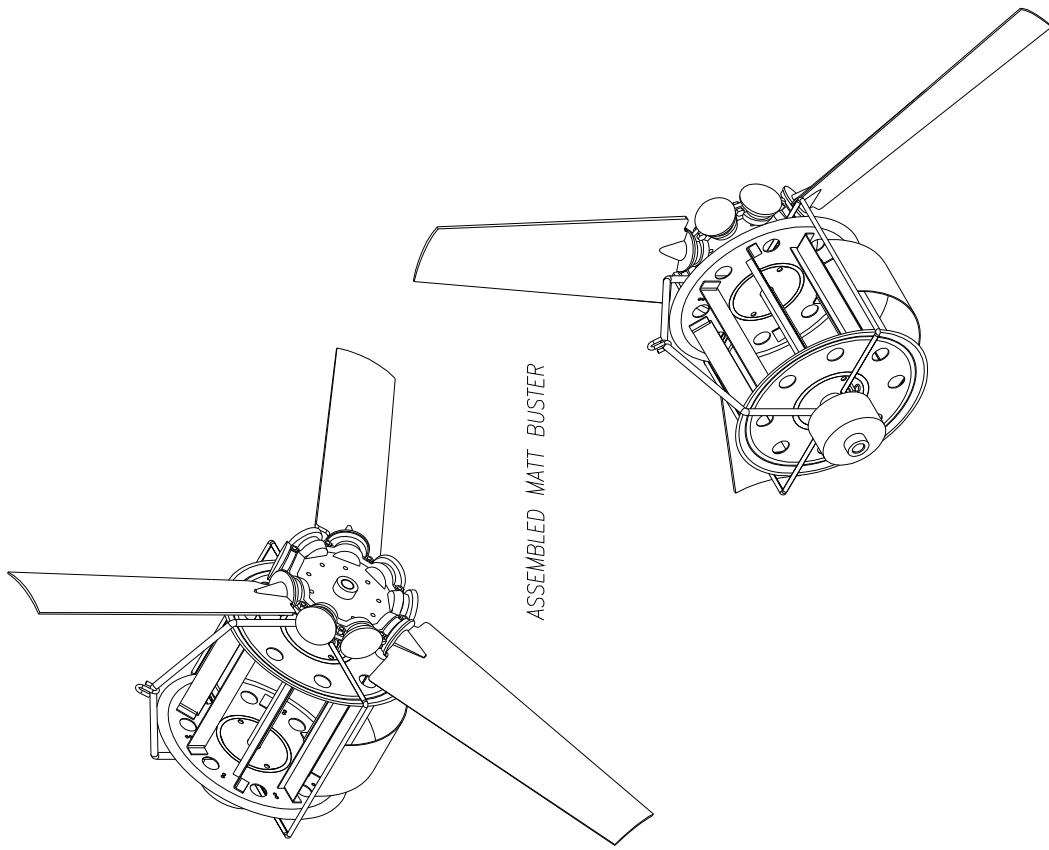
GREASE GRABBER
 SCREW FEED
 OVERALL LAYOUT DRAWING

DO NOT SCALE DRAWING

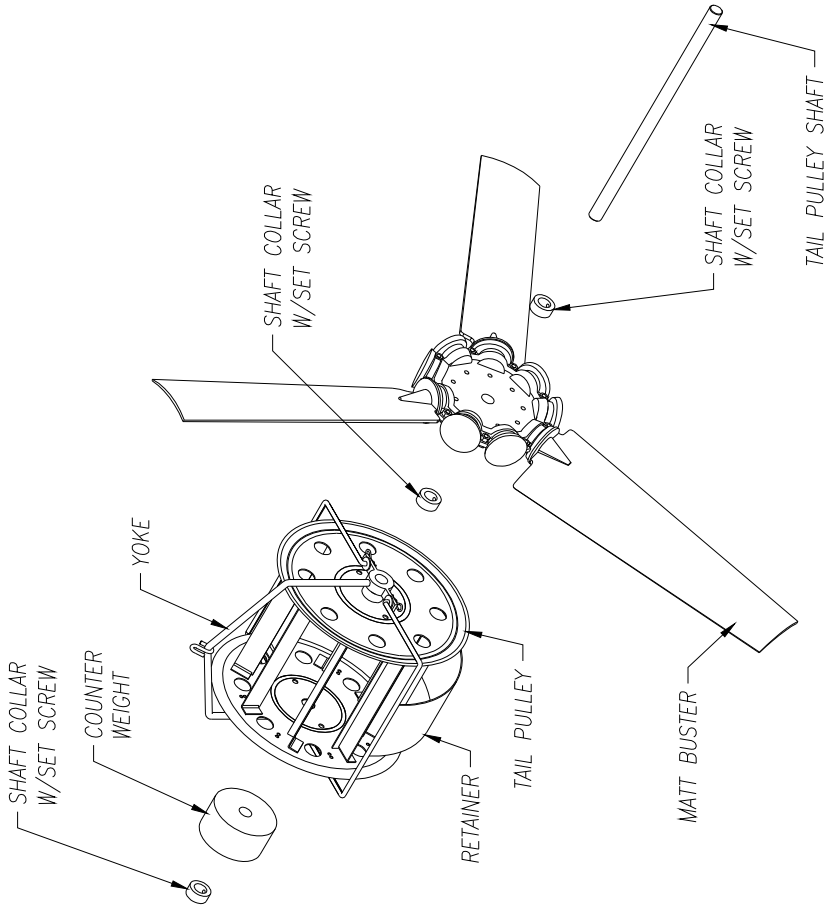
DESIGNED BY: Ken Fagan
 DRAWN BY: Ken Fagan
 DATE: 09/28/98
 SHEET: 1 OF 1

REV	DESCRIPTION	DATE	APPROVED
1	NEW TEXT	12/10/98	

THIS DRAWING IS THE PROPERTY OF ABANAKI CORPORATION. IT MAY NOT BE REPRODUCED IN ANY MANNER OR FOR ANY PURPOSE WITHOUT THE WRITTEN CONSENT OF ABANAKI CORPORATION. IT SHALL BE USED ONLY AS A MEANS OF REFERENCE TO WORK ORDERED OR FURNISHED BY P.C. U.S. PATENTS PENDING.



ASSEMBLED MATT BUSTER



NOTE:
 PRIOR TO MATT BUSTER ASSEMBLY,
 PLACE BELT ON TAIL PULLEY. THIS IS
 DONE BY REMOVING COTTER PINS
 AND RETAINER FROM TAIL PULLEY.
 LOOP BELT AROUND TAIL PULLEY AND
 REPLACE RETAINER & COTTER PINS.

UNLESS OTHERWISE SPECIFIED DIMENSIONS ARE IN INCHES TOLERANCES: FRACTIONS ANGULAR DECIMALS .010		DO NOT SCALE DRAWING	
DRAWN BY: Ken Fagan		DATE: 03/14/02	REPLACES:
CHECKED BY: JTK & JTB		DATE: 03/14/02	REPLACES:
APPROVED BY: _____		DATE: _____	REPLACES:
DESCRIPTION: GREASE GRABBER MATT BUSTER		SIZE: _____	REV: 0
PART NO: FAN05_L1		DATE: 03/14/02	SHEET 1 OF 1

REV:	DESCRIPTION:	DATE:	APPROVED:
0	ASSEMBLY DRAWING	03/14/02	Ken Fagan

THIS DRAWING IS THE PROPERTY OF ABANAKI CORPORATION. IT MAY NOT BE REPRODUCED, COPIED, LOANED OR
 SUBMITTED TO ANY OUTSIDE PARTY FOR EXAMINATION WITHOUT OUR EXPRESSED WRITTEN CONSENT.
 IT SHALL BE USED ONLY AS A MEANS OF REFERENCE TO WORK DESIGNED OR FURNISHED BY U.S.
 U.S. PATENTS PENDING.

OIL CONCENTRATOR®

More Complete Oil/Water Separation

- Slashes disposal costs by providing water-free oil for disposal
- Oil/water separation is virtually complete
- Helps increase the recycle value of skimmed oil
- Saves costly coolant and washing solutions from premature disposal
- Available for all Abanaki oil skimmers

General Description

The Abanaki Oil Concentrator provides virtually complete oil/water separation for recycling or disposal of either liquid.

Under most operating conditions, Abanaki skimmers pick up oil with only small traces of water. However, as surface oil is reduced to a thin layer (1/16 inch thick or less), more water (or coolant) may be picked up along with the oil. When used in tandem with an oil skimmer, the Oil Concentrator solves this problem by providing final phase separation. The result is water (or coolant) available for recycling, and virtually water-free oil for disposal.

The Oil Concentrator is non-electrical and contains no moving parts — it simply receives liquid directly from the skimmer. Based on the principle of gravity separation, the Concentrator tank is sized so that there is adequate dwell time for the oil and water to separate. Water discharge is through a tube that has an open end near the bottom of the Concentrator, while oil flow is through a separate drain port near the top. As additional liquid enters the Concentrator, water and oil are forced out through their respective discharge tubes and ports. A sludge screen provides additional dwell time for separation while preventing debris from contaminating either the water or the oil.

Installed at the discharge end of the oil skimmer, the Concentrator comes complete with mounting bracket, removable sludge screen and drain plug for easy cleaning. An optional thermostatically controlled heater is available for use with thick oils, or when the application is in freezing temperatures. (A heater should not be used in environments where explosive fumes might be present.)

Abanaki recommends the use of the Concentrator with all oil skimmers. It increases the efficiency of the skimmer and reduces costs associated with oil disposal.

Oil Concentrator Advantages

- Easy mounting
- Small space requirements
- No skimmer modifications needed
- Needs no electricity, timers, sensors or pumps
- Minimal maintenance
- No moving parts



Typical Oil Concentrator Installation

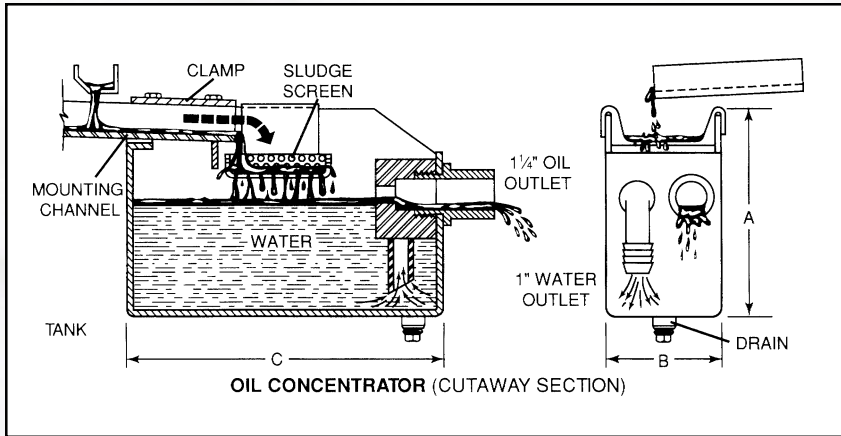


ABANAKI
CORPORATION
OIL SKIMMER DIVISION

17387 Munn Road • Chagrin Falls, Ohio 44023
Ph: (440) 543-7400 • FAX: (440) 543-7404
800-358-SKIM (7546)
<http://www.abanaki.com>

OIL CONCENTRATOR®

Models OC-100/200

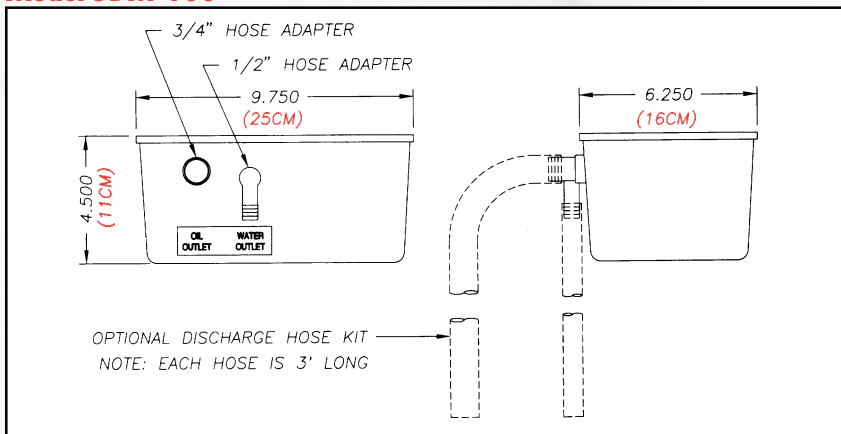


Dimension, Weights, and Options

OC Model	A	B	C
OC-100	10.00" (254mm)	5.75" (146mm)	15.6" (396mm)
OC-200	18" (457mm)	12" (305mm)	24" (610mm)

OC Model	Weight	Optional Hose Kit	Optional Heater	Used With
DM-100	4 lbs.	YES	NO	Mighty and Tote-It
OC-100	10 lbs.	YES	YES	Models 4 and 8
OC-200	70 lbs.	YES	YES	Multi-Belt Models (MB)

Model ODM-100



For more information, please contact:

Key Features of Abanaki Oil Concentrators

- Mounts easily on all Abanaki skimmers
- Brackets and hardware supplied by Abanaki
- Corrosion resistant finish
- Sludge screen keeps large debris out of skimmed oil
- Drain plug facilitates routine maintenance
- Optional heater keeps oil flowing in cold environments

Specifications:

See installation drawings for additional detail.

Concentrator Tank

Applications and Volumes OC-200 for all Multi-Belt units: 17 gallons (64.4 liters).
OC-100 for Model 8 and Model 4: 2.5 gallons (9.5 liters).
ODM-100 for Tote-it and Mighty Mini : 0.56 gallons (2.1 liters).

Materials

OC-100 and 200: steel weldments with a corrosion-resistant coating.

Mounting Method

ODM-100: fiberglass construction.

All brackets and hardware supplied by Abanaki — no skimmer modifications required.

Mounting Area and Weights¹

See installation drawings and tables.

Options (Specify)

Models OC-100 & OC-200:

- Stainless steel construction.
- Thermostatically controlled (500W/110v) heater.
- Discharge hose kits for oil and water outlets (see installation drawing and table).

Model ODM-100:

- Discharge hose kits for oil and water outlets (see installation drawing and table).

Operating Limits²

Temperature of liquid: 33°F - 212°F (0.5°C - 100°C).

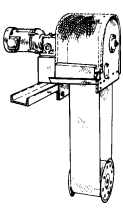
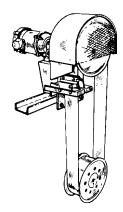
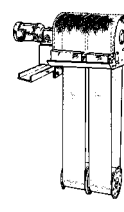
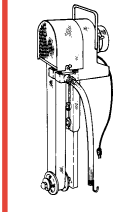
Carbon Steel units — pH of liquid: 5 - 10.

Fiberglass or Stainless units — pH of liquid: 0 - 13.

Specification Notes:

1. Oil Concentrators are UPS shippable.
2. Consult factory for recommendations covering operating conditions not listed above.

ABANAKI OIL SKIMMER QUICK SELECTOR CHART

			
MODEL 8 40gph (151lph)	MODEL 4 20gph (76lph)	MODEL MB 200gph (757lph)	TOTE-IT 12gph (45lph)



ABANAKI
CORPORATION
OIL SKIMMER DIVISION
17387 Munn Road • Chagrin Falls, Ohio 44023
Ph: (440) 543-7400 • FAX: (440) 543-7404
800-358-SKIM (7546)
<http://www.abanaki.com>

ABANAKI

Oil Concentrator[®]: ODM-100, OC-110, OC-200

Quick Summary:

The Abanaki Oil Concentrator[®] offers complete oil/water separation for reuse or disposal of either liquid. Mounted at the discharge end of the oil skimmer, the Oil Concentrator receives the skimmed liquid directly from the skimmer. Based on the principle of gravity separation, water is decanted from the bottom, the lighter weight oil is removed from the top.

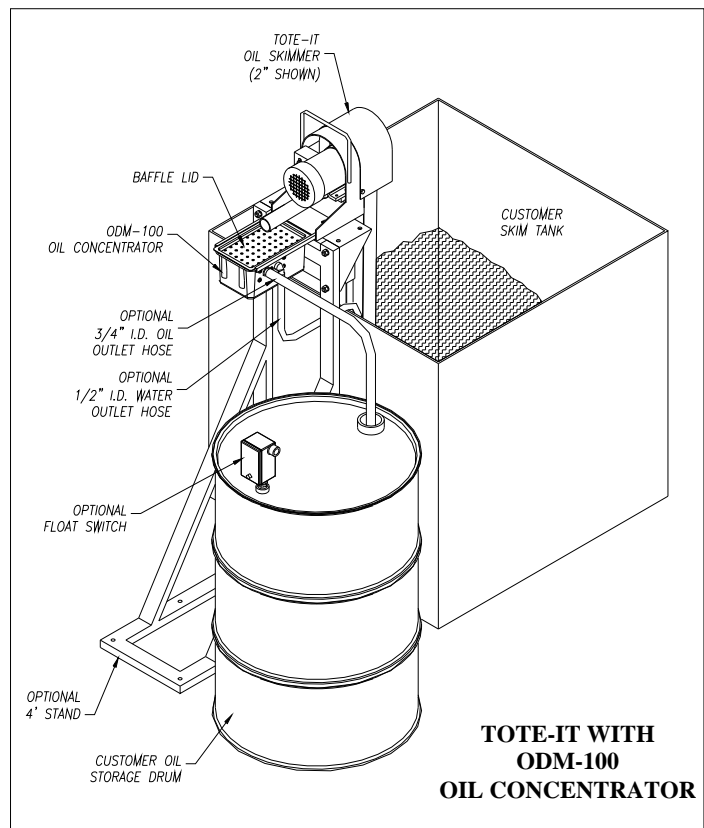
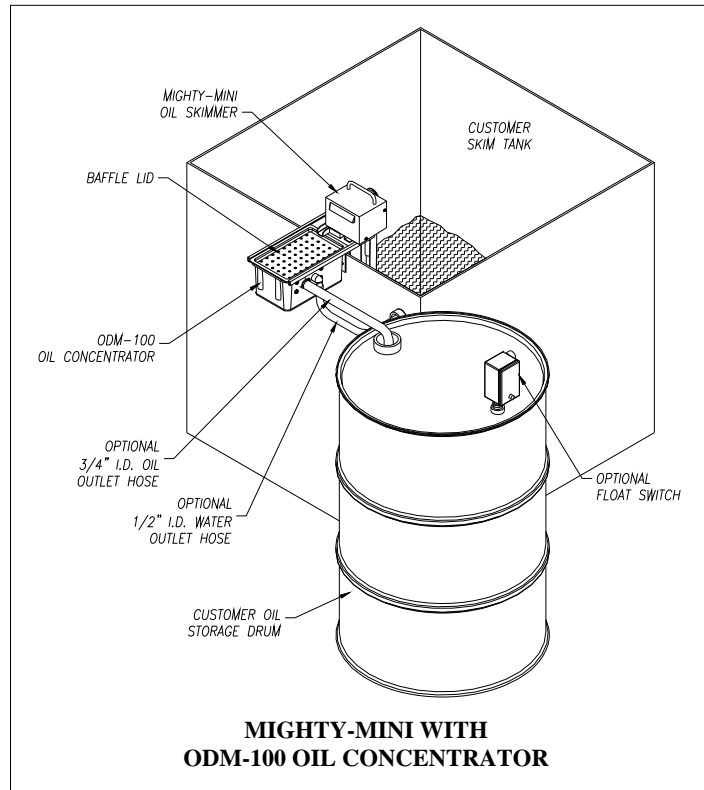
Highlights:

1. Non-electrical with no moving parts.
2. Sludge screen keeps large debris out of skimmed oil.
3. Minimal maintenance.
4. No skimmer modifications.
5. Easy mounting.
6. 3 sizes available.
7. The OC-110 offers a channel mount for indoor or outdoor applications, or a bracket mount for an open or sealed concentrator.

Quick Chart:

MODEL	CAPACITY	MATERIAL	OPTIONAL HEATER	OPTIONAL HOSE KIT	SKIMMER MODEL
ODM-100	.56 gallons 2.1 liters	Fiberglass	NO	YES	Mighty Mini 1" & 2" Tote-It 1" & 2"
OC-110	2.93 gallons 11 liters	Steel w/ corrosion- resistant coating	YES	YES	Tote-It 4" PetroXtractor PX-A, PX-B and PX-C Model 4 Model 8 ²
OC-200	16.87gallons 63.8 liters	Steel w/ corrosion- resistant coating	YES	YES	Multi-Belt Units

ABANAKI



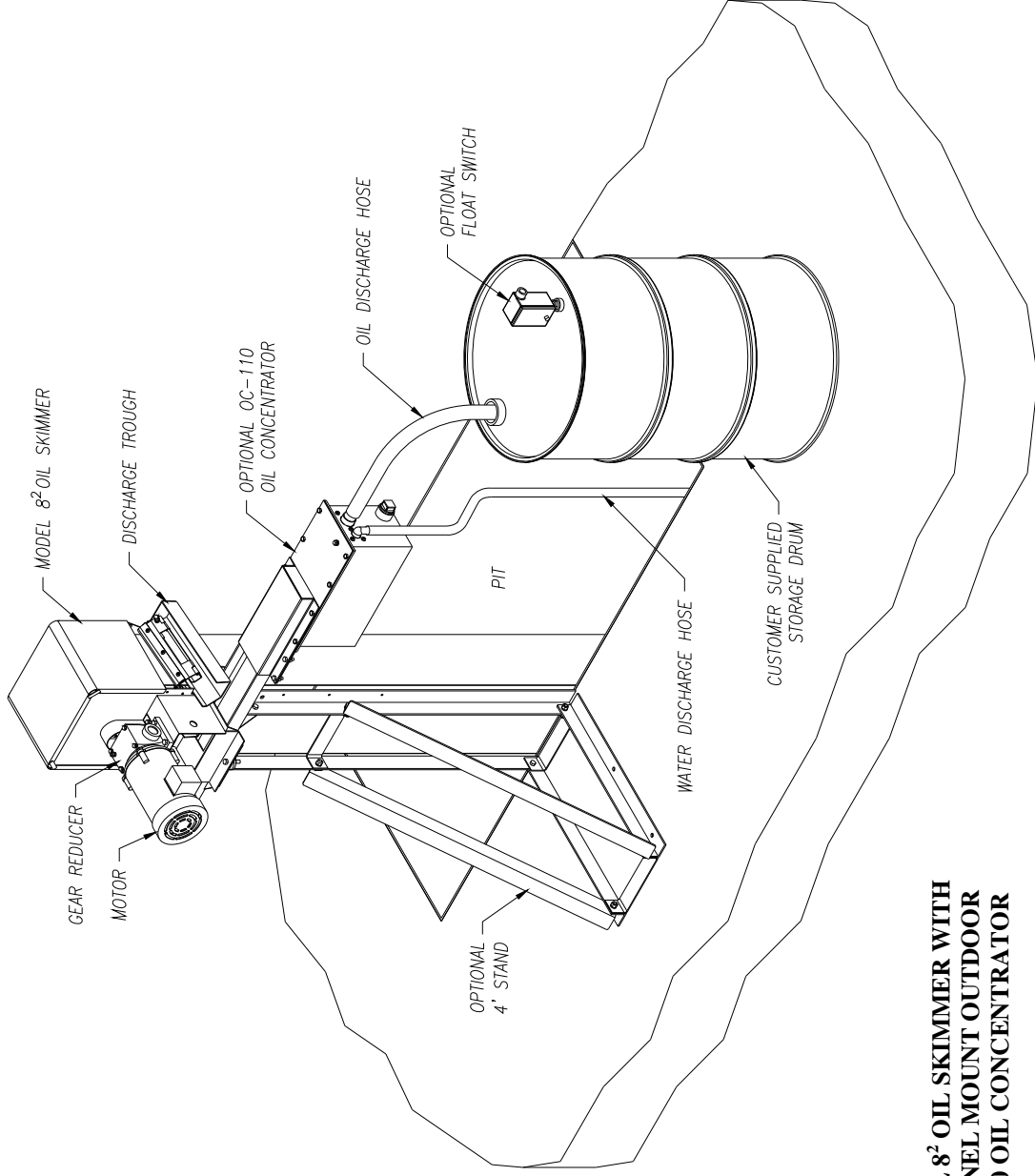
ABANAKI CORPORATION © All rights reserved 2004

17387 Munn Road Chagrin Falls, Ohio 44023 U.S.A.

Phone: 1-800-358-SKIM Fax: (440) 543-7404

www.abanaki.com

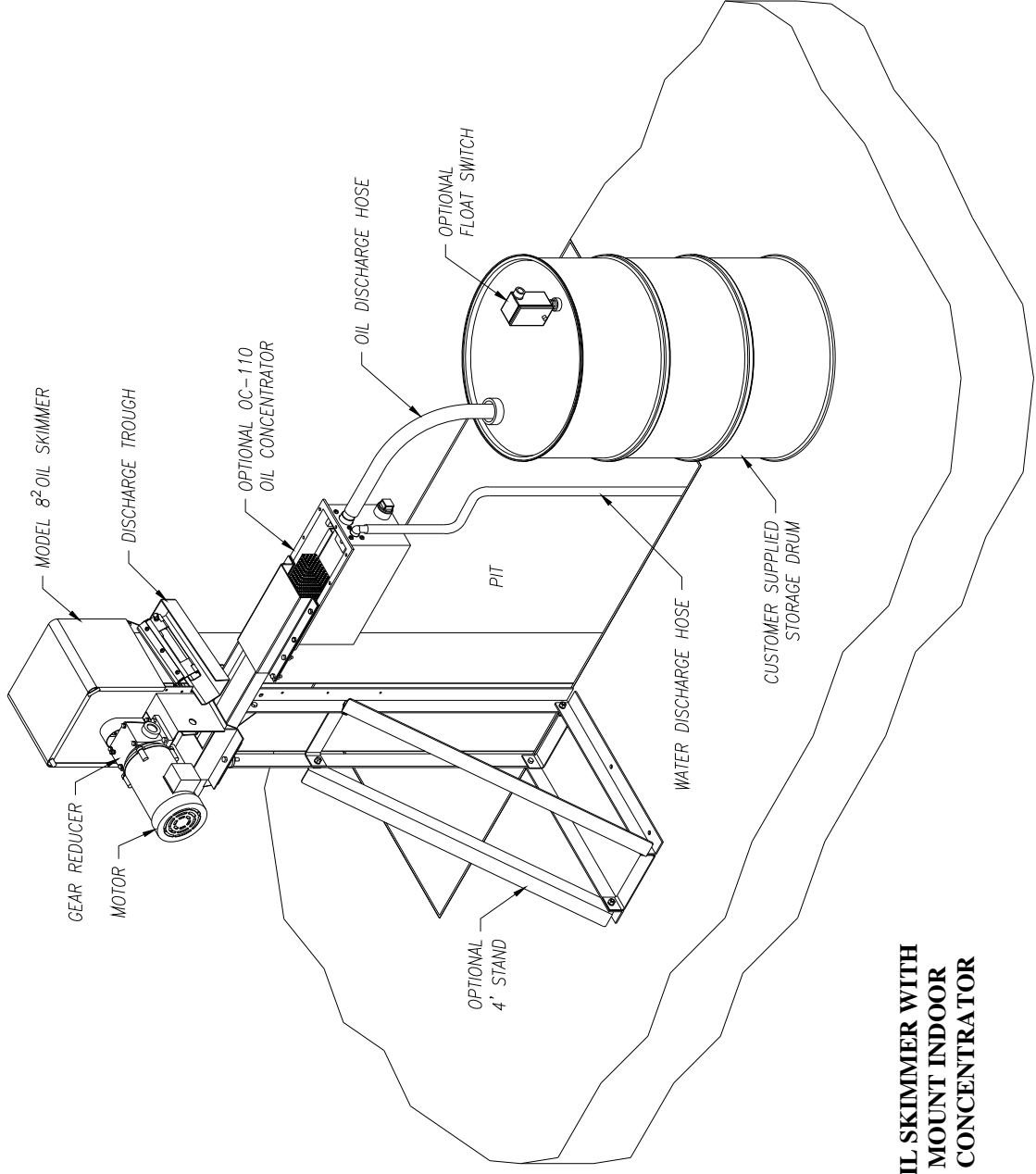
ABANAKI



**MODEL 8² OIL SKIMMER WITH
CHANNEL MOUNT OUTDOOR
OC-110 OIL CONCENTRATOR**

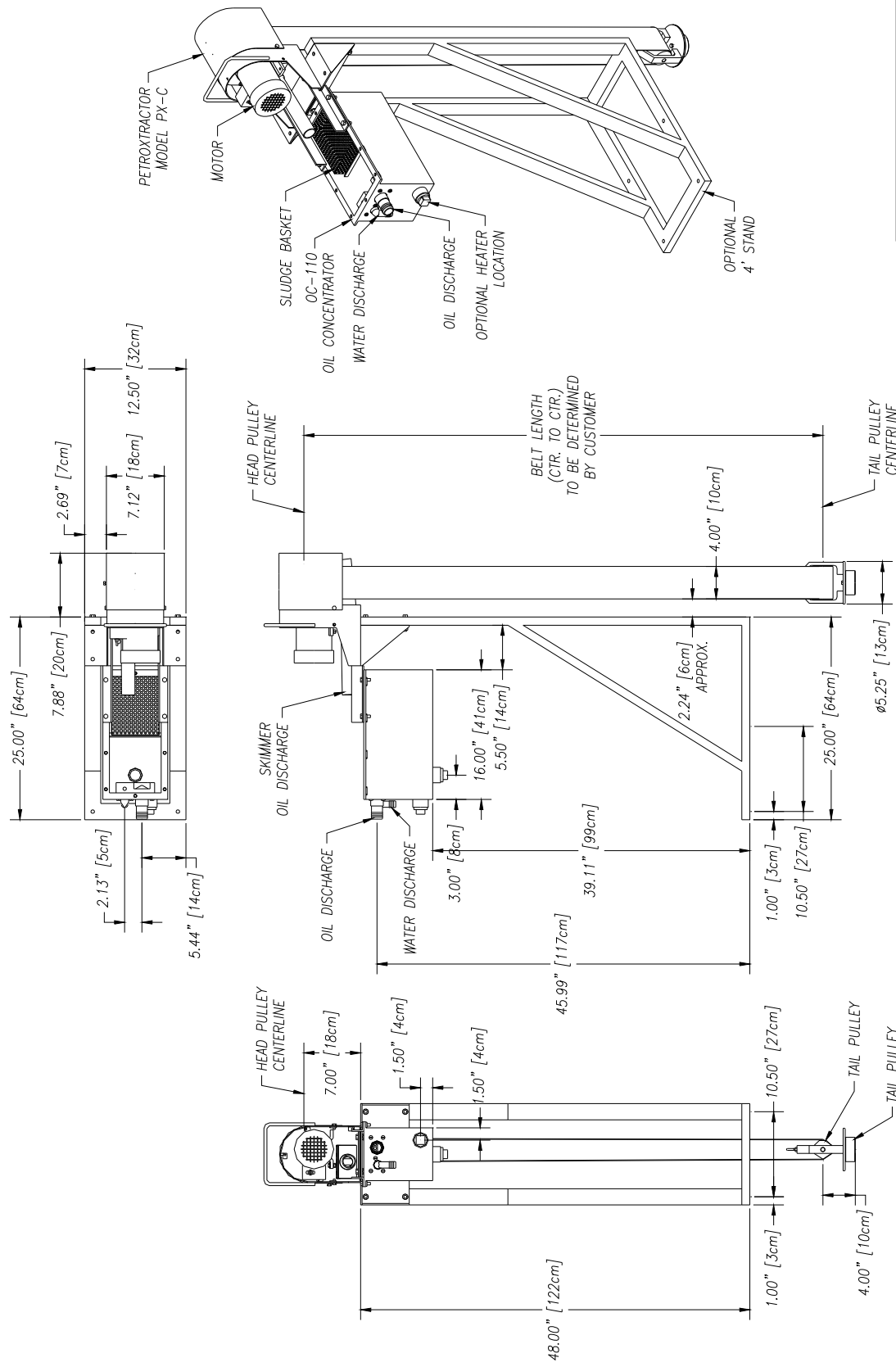
ABANAKI CORPORATION © All rights reserved 2004
17387 Munn Road Chagrin Falls, Ohio 44023 U.S.A.
Phone: 1-800-358-SKIM Fax: (440) 543-7404
www.abanaki.com

ABANAKI



**MODEL 8² OIL SKIMMER WITH
CHANNEL MOUNT INDOOR
OC-110 OIL CONCENTRATOR**

ABANAKI CORPORATION © All rights reserved 2004
17387 Munn Road Chagrin Falls, Ohio 44023 U.S.A.
Phone: 1-800-358-SKIM Fax: (440) 543-7404
www.abanaki.com



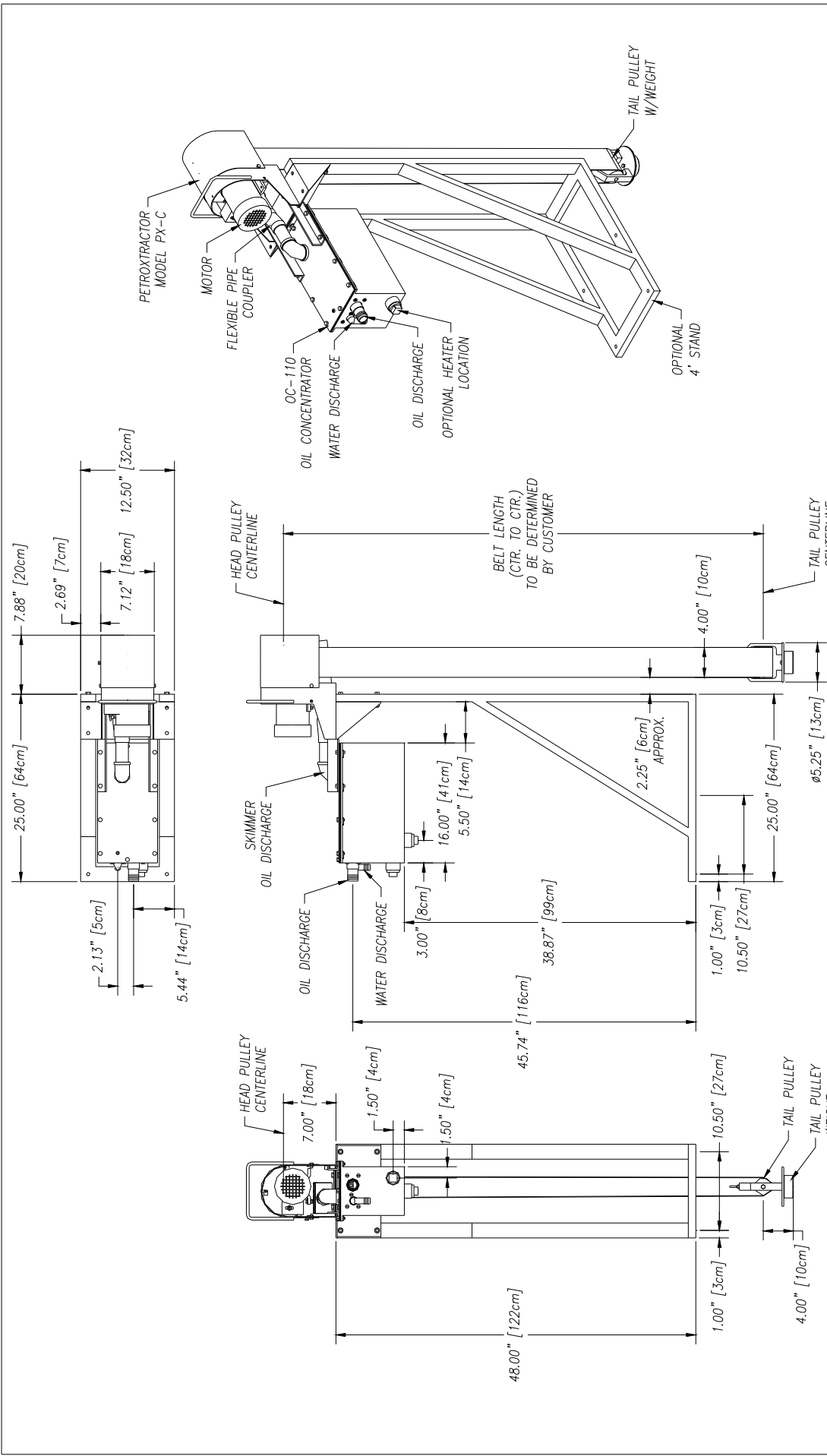
UNLESS OTHERWISE SPECIFIED
DIMENSIONS ARE IN INCHES
TOLERANCES:
FRACTIONS DECIMALS
.XX ± .05
.XXX ± .010
± 0.5"

ABANAKI CORPORATION
DESIGN FILE: 060 4002 000 000-100
PETROTRACTOR PX-C W/STAND
& OC-110 OPEN OIL CONCENTRATOR
OVERALL DRAWING

DO NOT SCALE DRAWING

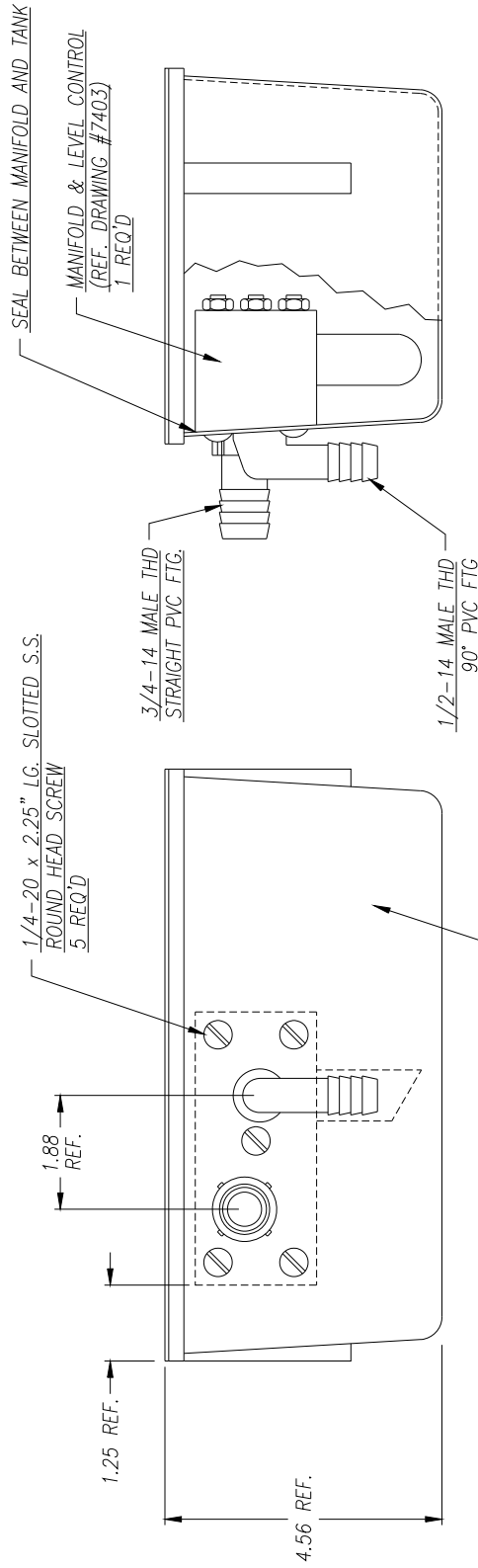
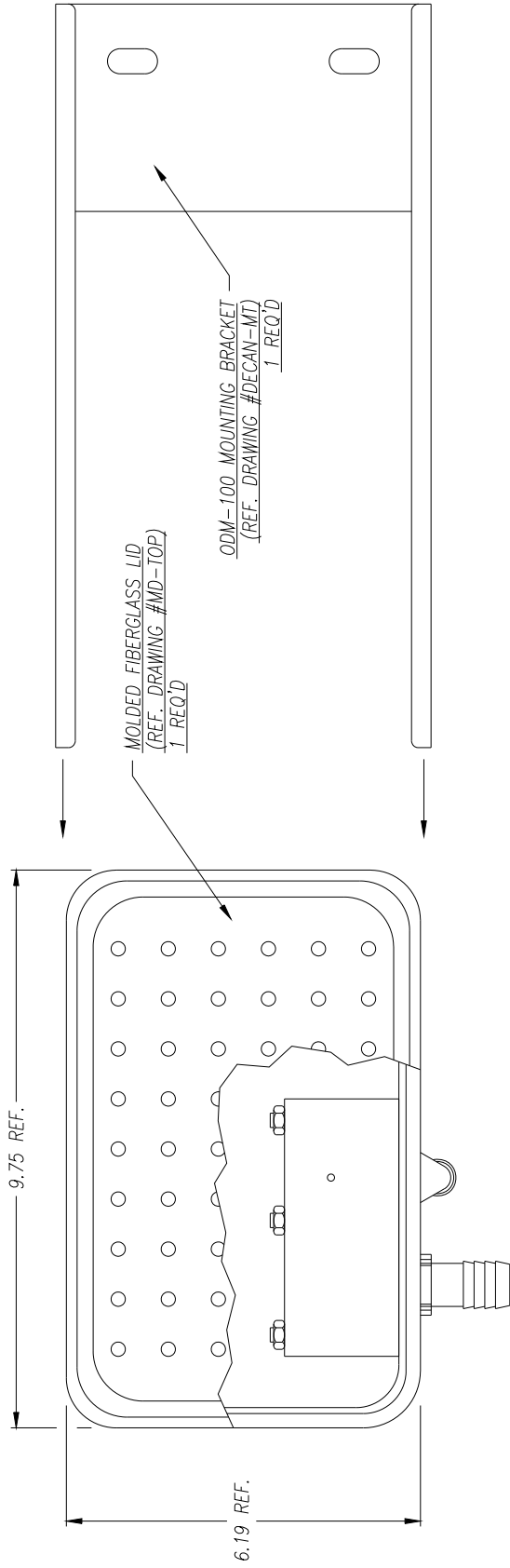
DATE: 07/25/00
DRAWN BY: Ken Fagan
REV: 0
SHEET: 1 OF 1

REV	DESCRIPTION	DATE	APPROVED
0	THIS PRINT IS THE PROPERTY OF ABANAKI CORPORATION. IT MAY NOT BE REPRODUCED IN ANY MANNER OR SUBMITTED TO ANY OUTSIDE PARTIES FOR EXAMINATION WITHOUT OUR EXPRESSED WRITTEN CONSENT. IT SHALL BE USED ONLY AS A MEANS OF REFERENCE TO WORK DESIGNED OR FURNISHED BY US. U.S. PATENTS PENDING.		



UNLESS OTHERWISE SPECIFIED DIMENSIONS ARE IN INCHES		ABANAKI CORPORATION	
DECIMALS	ANGULAR	PETROTRACTOR PX-C W/STAND	
.XXX ± 0.0	± 0.5	& OC-110 SEALED OIL CONCENTRATOR	
.XXX ± 0.0	± 0.5	OVERALL DRAWING	
DATE	DRAWN BY	SCALE	REV
07/25/00	Ken Fogdon	D	0
REVISED ON	REVISED BY	PART 1 OF 1	
07/25/00		DATE: 07/25/00	

REV	DESCRIPTION	DATE	APPROVED
0	THIS DRAWING IS THE PROPERTY OF ABANAKI CORPORATION. IT MAY NOT BE REPRODUCED, IN ANY MANNER OR FOR ANY PURPOSE, WITHOUT THE WRITTEN CONSENT OF ABANAKI CORPORATION. IF IT IS REPRODUCED WITHOUT WRITTEN CONSENT, IT SHALL BE USED ONLY AS A MEANS OF REFERENCE TO WORK DESIGNED OR FURNISHED BY U.S. PATENTS PENDING.		



REV.	DESCRIPTION	DATE	APPROVED

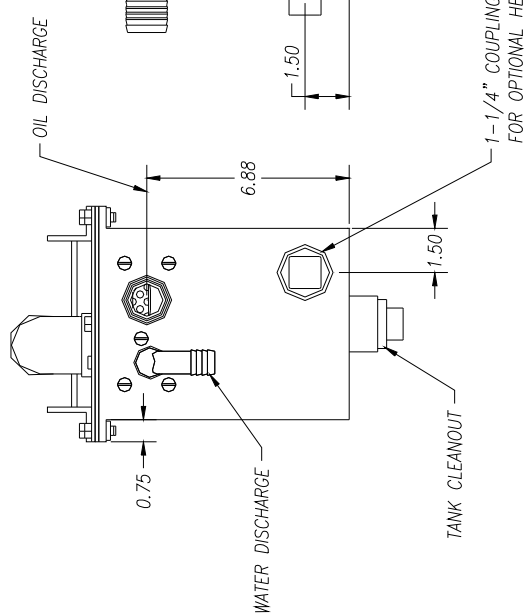
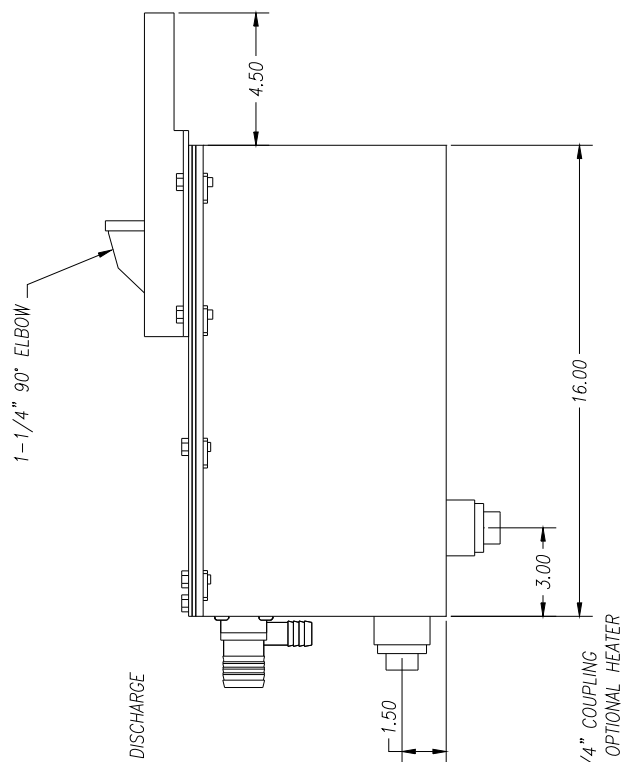
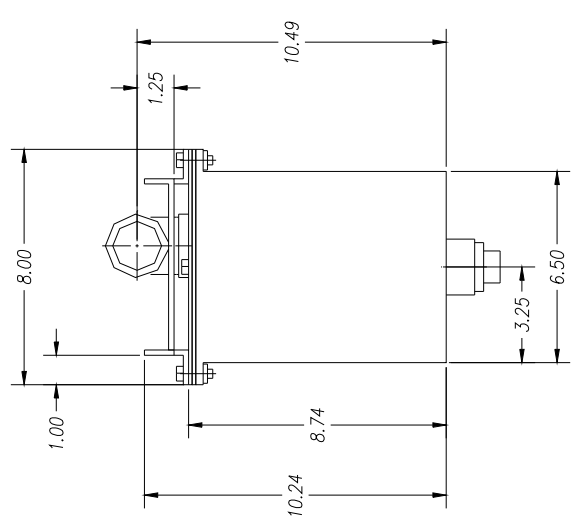
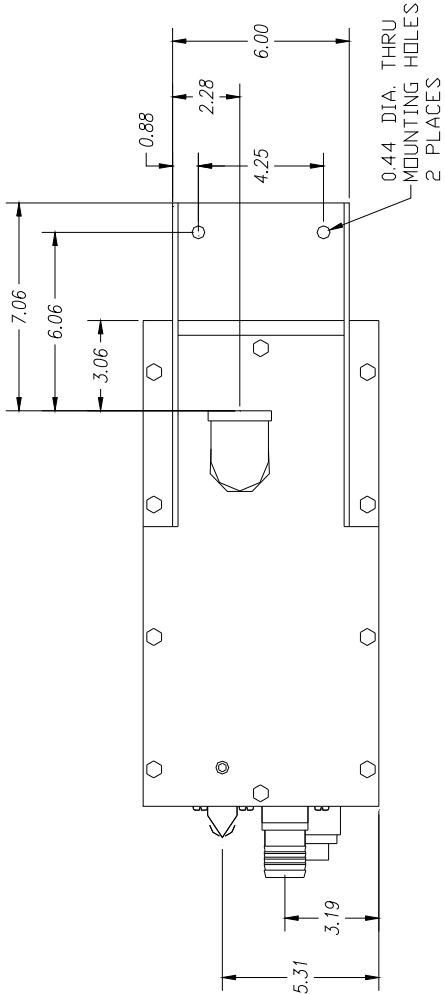
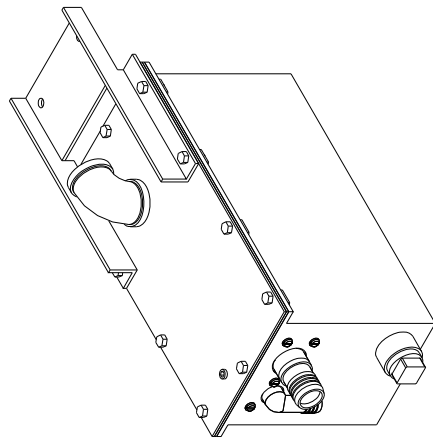
THIS DRAWING IS THE PROPERTY OF ABANAKI CORPORATION. IT MAY NOT BE REPRODUCED, COPIED, LOANED, OR TRANSMITTED IN ANY MANNER OR FOR ANY PURPOSES WITHOUT OUR EXPRESS WRITTEN CONSENT. IT SHALL BE USED ONLY AS A MEANS OF REFERENCE TO WORK DESIGNED OR FURNISHED BY US. U.S. PATENTS PENDING.

UNLESS OTHERWISE SPECIFIED DIMENSIONS ARE IN INCHES
 DECIMALS
 FRACTIONS
 ANGULAR
 & 0.05
 .XX & .010

DO NOT SCALE DRAWING
 DRAWN BY: Ken Egan
 DATE: 05/13/97

ABANAKI CORPORATION
 OIL CONCENTRATOR
 ODM-100
 ASSEMBLY DRAWING
 SHEET NO. ODM-100A
 DATE 05/13/97
 SHEET 1 OF 1

NOTE:
 DARK BLUE FIBERGLASS DECANTER TANK
 SUPPLIED BY ABANAKI CORPORATION.

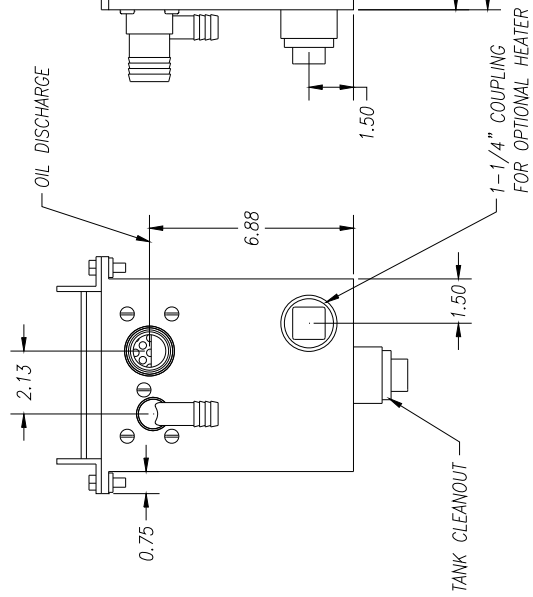
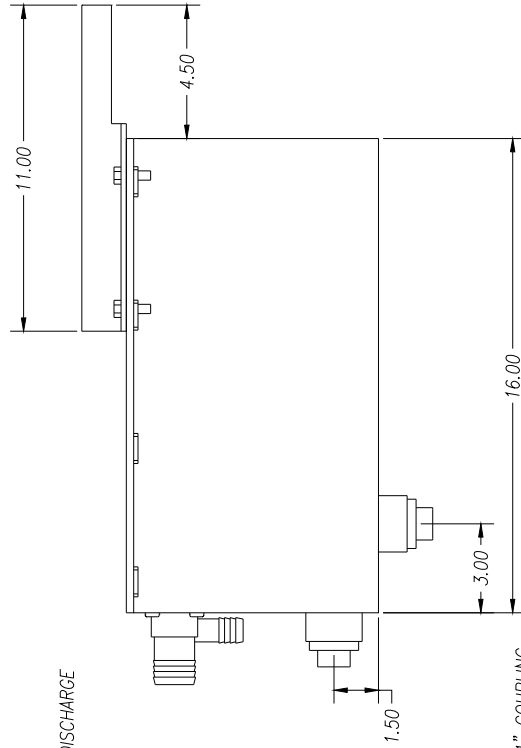
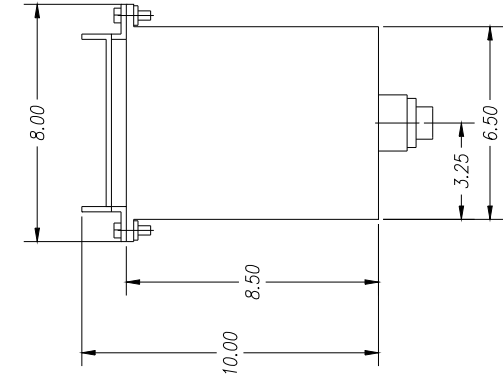
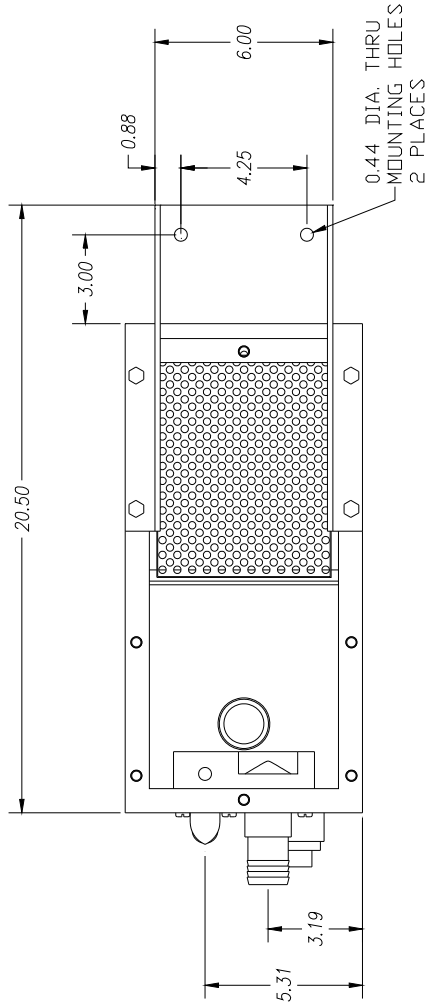
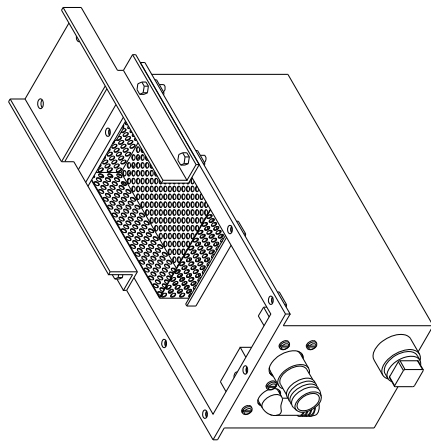


UNLESS OTHERWISE SPECIFIED
DIMENSIONS ARE IN INCHES
TOLERANCES:
DECIMALS .005
.XX ± .010
X.X ± .010
DO NOT SCALE DRAWING
DRAWN BY: Ken Fagan
CHECKED BY: D
DATE: 04/06/00
SCALE: 1
REVISIONS: 1

REV	DESCRIPTION	DATE	APPROVED
1	ADDED COVER GASKET	04/06/00	

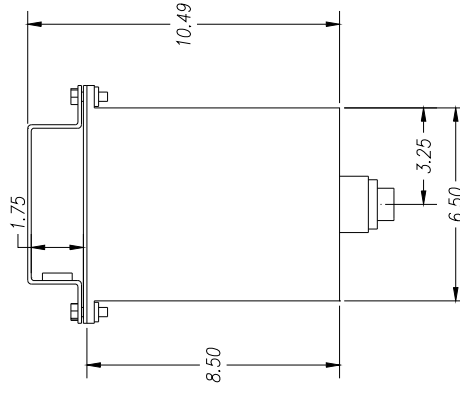
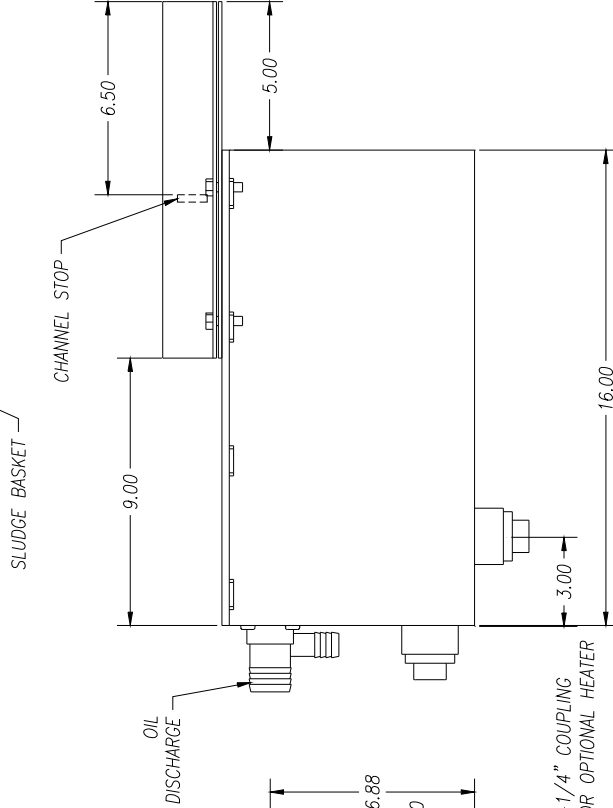
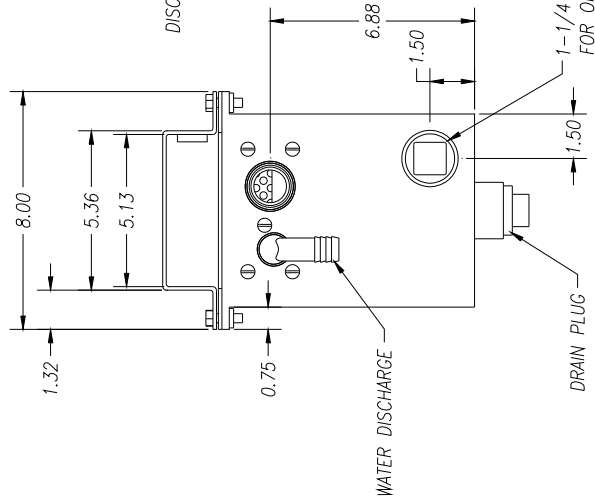
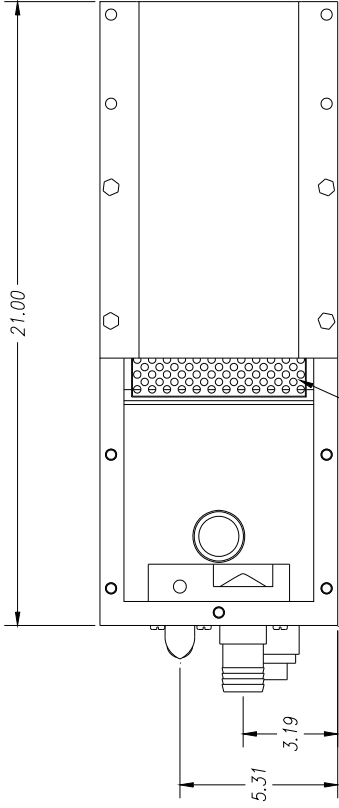
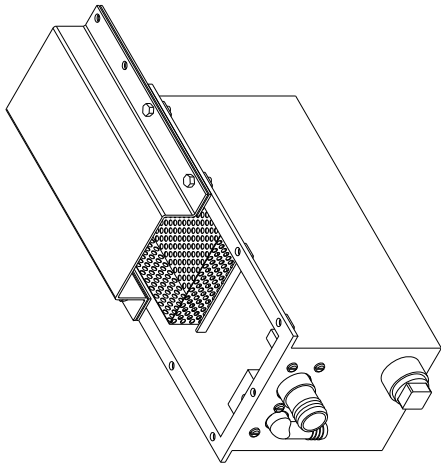
THIS PRINT IS THE PROPERTY OF ABANAKI CORPORATION. IT MAY NOT BE REPRODUCED IN ANY MANNER OR SUBMITTED TO ANY OUTSIDE PARTIES FOR EXAMINATION WITHOUT OUR EXPRESSED WRITTEN CONSENT. U.S. PATENT OFFICE IS THE SOLE AGENT FOR THE SALE AND DISTRIBUTION OF THIS PRODUCT IN THE U.S. PATENT'S REGION.

ABANAKI CORPORATION
SEALD CONCENTRATOR
OC-110 FLAT MOUNT
OVERALL DRAWING
DATE: 03/17/00



UNLESS OTHERWISE SPECIFIED DIMENSIONS ARE IN INCHES TOLERANCES:		ABANAKI CORPORATION CORP. FOL. 010-4022 (40) 541-7200	
DECIMALS	ANGULAR	OPEN CONCENTRATOR	
±.005	± 0.5°	OC-110 FLAT MOUNT	
±.010		OVERALL DRAWING	
DO NOT SCALE DRAWING		DATE	REV
DRAWN BY: Ken Fagan		07/25/00	OC110-00_1_L2 0
TYPING DATE: 07/25/00		REPLACES:	SHEET 1 OF 1

REV	DESCRIPTION	DATE	APPROVED
THIS PRINT IS THE PROPERTY OF ABANAKI CORPORATION. IT MAY NOT BE REPRODUCED IN ANY MANNER OR FOR ANY PURPOSE WITHOUT THE WRITTEN PERMISSION OF ABANAKI CORPORATION. IT SHALL BE USED ONLY AS A MEANS OF REFERENCE TO WORK DESIGNED OR FURNISHED BY U.S. U.S. PATENTS PENDING.			



REV	DESCRIPTION	DATE	APPROVED

THIS PRINT IS THE PROPERTY OF ABANAKI CORPORATION. IT MAY NOT BE REPRODUCED IN ANY MANNER OR SUBMITTED TO ANY OUTSIDE PARTIES FOR EXAMINATION WITHOUT OUR EXPRESSED WRITTEN CONSENT. ANY UNAUTHORIZED REPRODUCTION OR TRANSMISSION OF THIS PRINT IS A VIOLATION OF U.S. PATENT LAWS.

UNLESS OTHERWISE SPECIFIED
DIMENSIONS ARE IN INCHES
TOLERANCES ARE:
DECIMALS ± .005
ANGULAR ± 0.2°
HOLE ± .010

DO NOT SCALE DRAWING

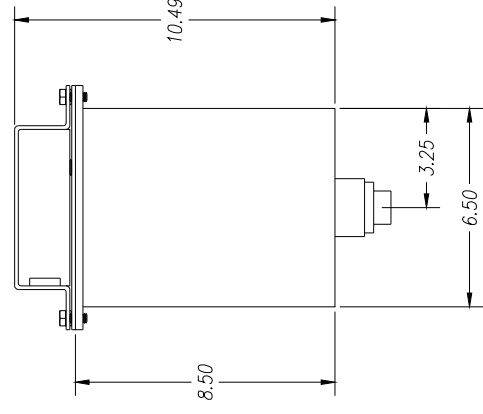
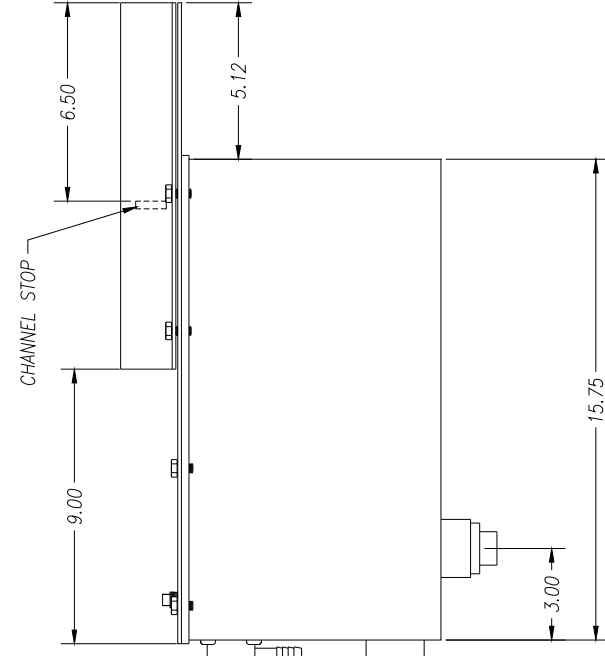
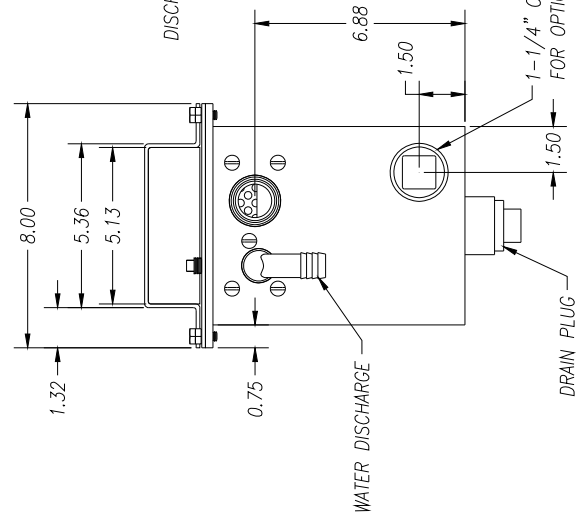
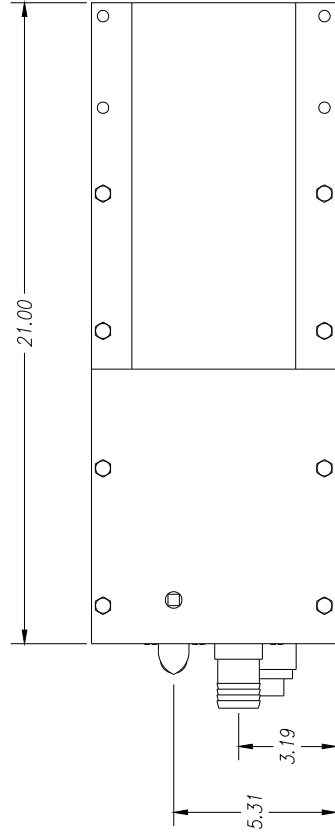
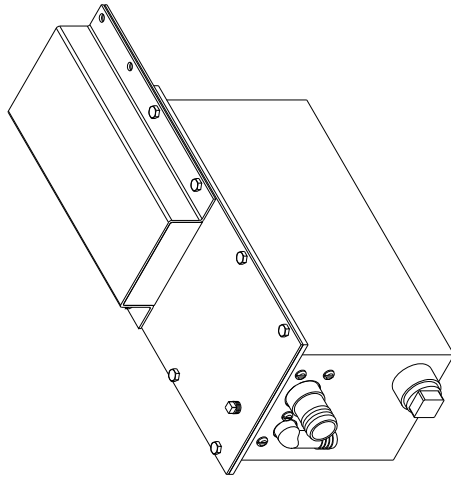
DRAWN BY: KETI FODDIN
DATE ISSUED: 03/20/00

REV. NO. 0C110-00A-L2
REV. 0

ABANAKI CORPORATION
CORPORATE HEADQUARTERS
10000 W. 10TH AVE., SUITE 100
DENVER, CO 80231 (480) 542-2000

OC-110 OIL CONCENTRATOR
INDOOR CHANNEL MOUNT
OVERALL DRAWING

REPLACES: SHEET 1 OF 1



UNLESS OTHERWISE SPECIFIED
DIMENSIONS ARE IN INCHES
TOLERANCES:
DECIMALS ANGULAR
.XX ± .05 ± 0.5°
.XXX ± .010

DO NOT SCALE DRAWING

DESIGNED BY: Ken Faggon
DATE: 03/20/00

REV: 0
DATE: 03/20/00

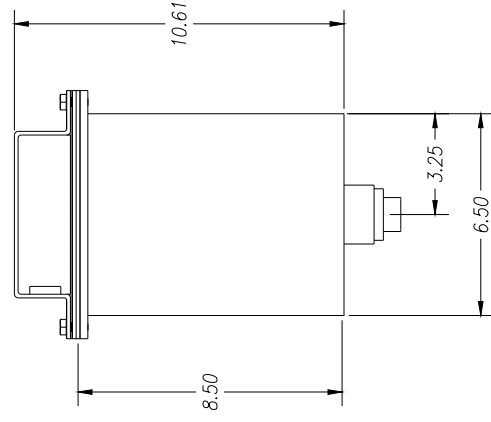
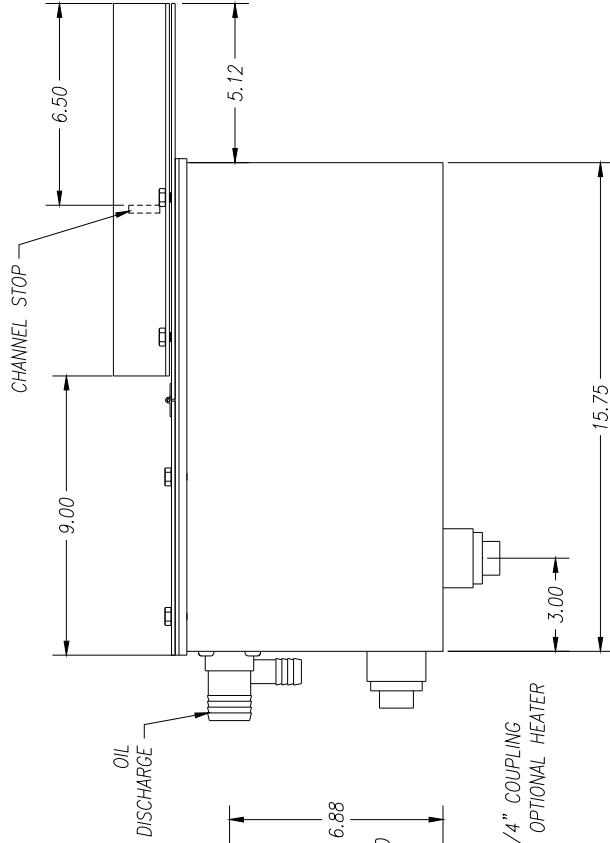
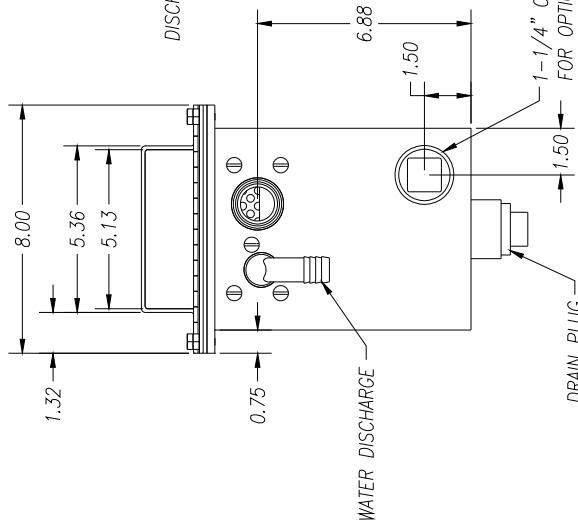
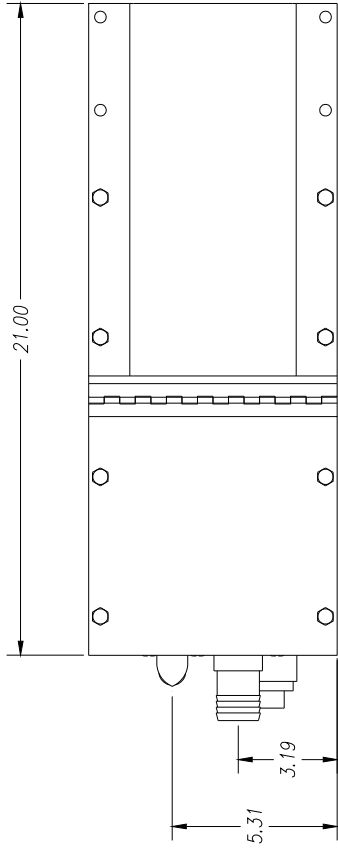
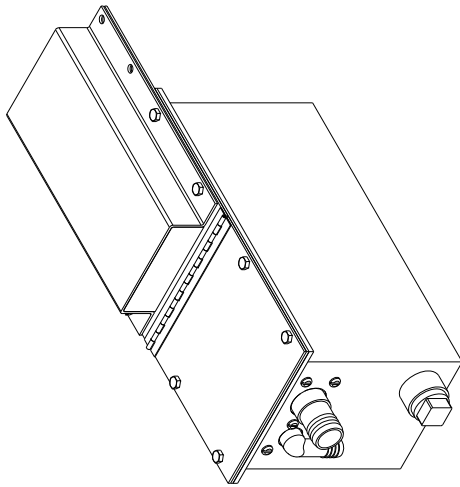
ABANAKI CORPORATION
Chicago, Ill. (708) 462-1400 FAX 708-462-2000

OC-110 OIL CONCENTRATOR
OUTDOOR CHANNEL MOUNT
OVERALL DRAWING

REV: 0
DATE: 03/20/00

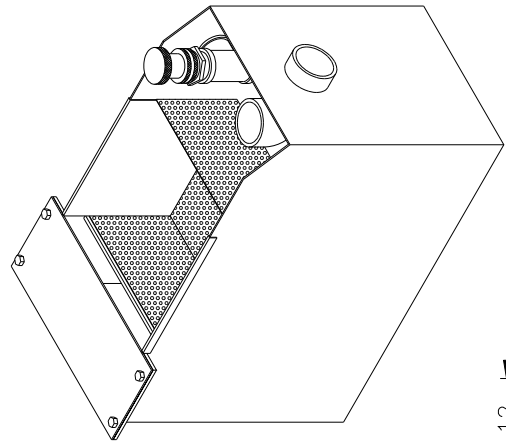
REV	DESCRIPTION	DATE	APPROVED

THIS PRINT IS THE PROPERTY OF ABANAKI CORPORATION. IT MAY NOT BE REPRODUCED IN ANY MANNER OR
 SUBMITTED TO ANY OUTSIDE PARTIES FOR EXAMINATION WITHOUT OUR EXPRESSED WRITTEN CONSENT.
 IF THIS PRINT IS FOUND TO BE A BASIS OF REFERENCE TO WORK DISCLOSED OR FORNISHED BY U.S.
 U.S. PATENTS PENDING.



UNLESS OTHERWISE SPECIFIED DIMENSIONS ARE IN INCHES		ABANAKI CORPORATION CHAS. ECK, PRES. 4025 140th AVE. S.W.	
DECIMALS .XX ± .05 .XXX ± .010		OC-110 OIL CONCENTRATOR HINGED LID CHANNEL MOUNT	
DO NOT SCALE DRAWING		OVERALL DRAWING	
DATE	APPROVED	DATE	APPROVED
11/05/03	Ken Fagan		
THIS PRINT IS THE PROPERTY OF ABANAKI CORPORATION. IT MAY NOT BE REPRODUCED IN ANY MANNER OR SUBMITTED TO ANY OUTSIDE PARTIES FOR EXAMINATION WITHOUT OUR EXPRESSED WRITTEN CONSENT. IT SHALL BE USED ONLY AS A MEANS OF REFERENCE TO WORK DESIGNED OR FURNISHED BY US. U.S. PATENTS PENDING.		DRAWN BY: Ken Fagan DATE: 11/05/03 PART: 11/05/03 REV: D QTY: 100 MATERIAL: 304 SS FINISH: POLISHED	

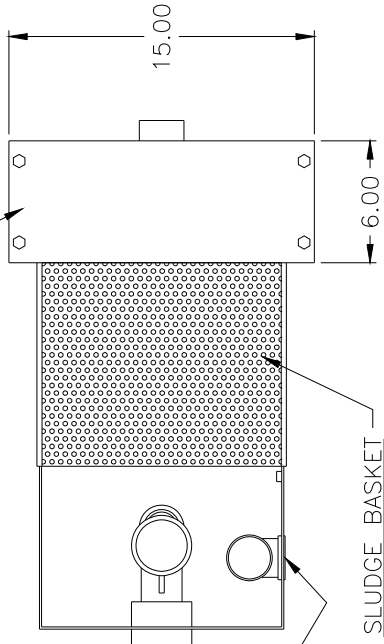
CHANNEL MOUNTING PLATE



ISOMETRIC VIEW

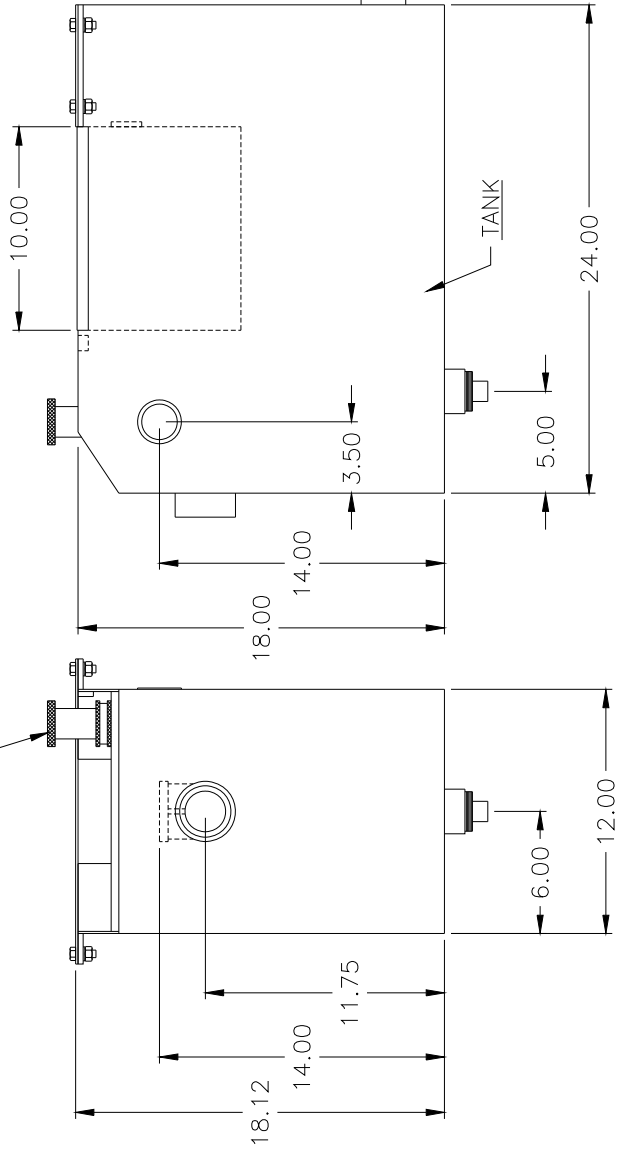
OIL DISCHARGE
2" N.P.T.

WATER DISCHARGE
1-1/4" N.P.T.



SLUDGE BASKET

WATER LEVEL CONTROL



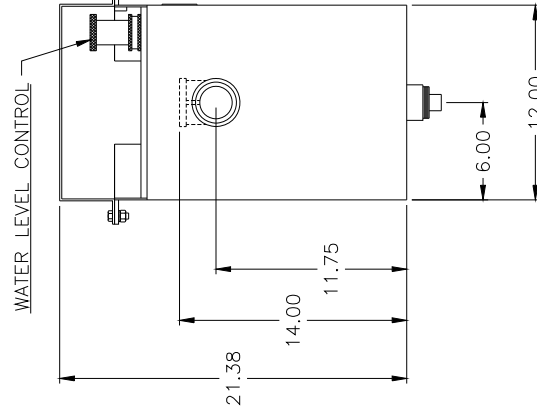
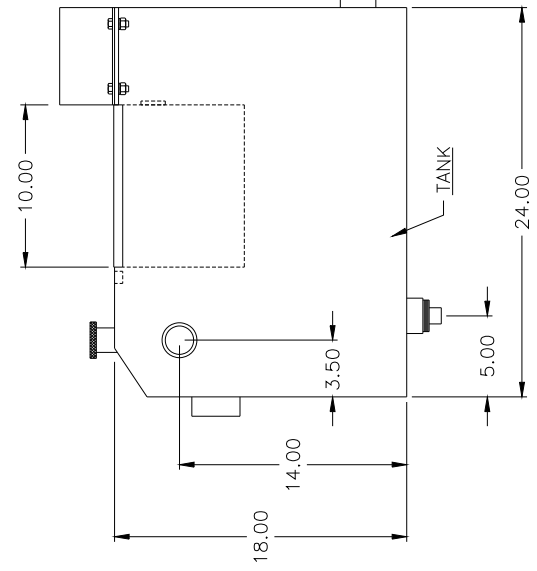
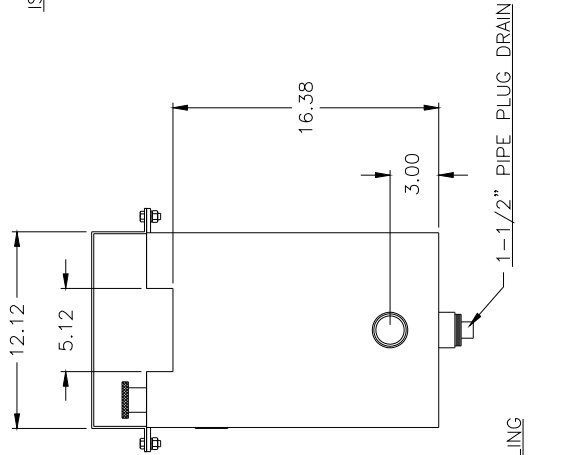
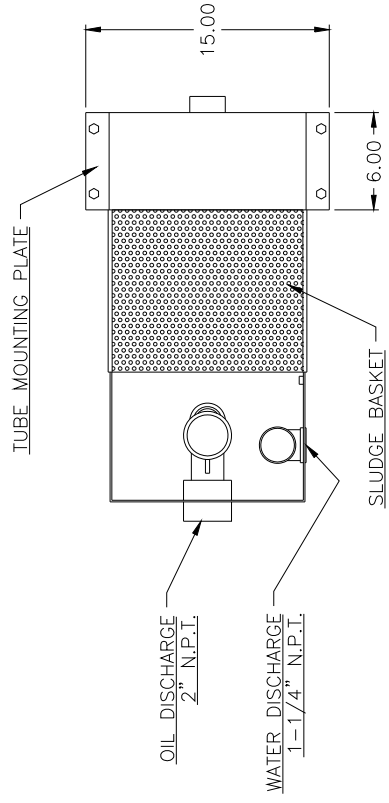
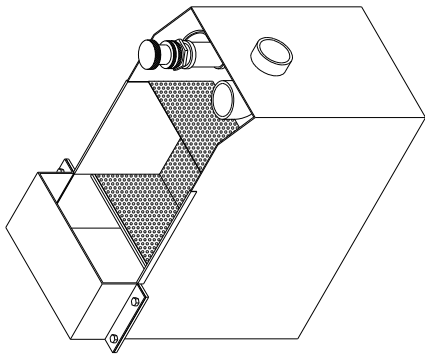
1-1/2" COUPLING
FOR OPTIONAL
HEATER

1-1/2" PIPE PLUG DRAIN

UNLESS OTHERWISE SPECIFIED DIMENSIONS ARE IN INCHES	
DECIMALS	± .05
ANGULAR	± 0.5°
AXIS	± .010
DO NOT SCALE DRAWING	
DATE	06/16/97
SCALE	D
DWG. NO.	OC200-OC
REV	1
SHEET 1 OF 1	

REV	1	CORRECTED WATER & OIL DISCHARGE	DATE	07/24/97	APPROVED
THIS PRINT IS THE PROPERTY OF ABANAKI CORPORATION. IT MAY NOT BE REPRODUCED IN ANY MANNER OR SUBMITTED TO ANY OUTSIDE PARTIES FOR EXAMINATION WITHOUT OUR EXPRESSED WRITTEN CONSENT. IT IS TO BE USED ONLY AS A MEANS OF REFERENCE TO WORK DESIGNED OR FURNISHED BY US. U.S. PATENTS PENDING.					

ABANAKI CORPORATION
 OIL CONCENTRATOR
 OC-200 CHANNEL MOUNT
 OVERALL DRAWING



UNLESS OTHERWISE SPECIFIED DIMENSIONS ARE IN INCHES		DATE	
TOLERANCES:		07/24/97	
DECIMALS		APPROVED	
FRACTIONS		DATE	
XXX ± .010		07/24/97	
XXX ± .05		APPROVED	
XXX ± .03		DATE	
DO NOT SCALE DRAWING		07/24/97	
DRAWN BY: Ken Fagan		APPROVED	
PRINT SCALE ON: 07/24/97		DATE	
REV 1 CORRECTED WATER & OIL DISCHARGE DESCRIPTION		DATE	
THIS PRINT IS THE PROPERTY OF ABANAKI CORPORATION. IT MAY NOT BE REPRODUCED IN ANY MANNER OR SUBMITTED TO ANY OUTSIDE PARTIES FOR EXAMINATION WITHOUT OUR EXPRESSED WRITTEN CONSENT. IT SHALL BE USED ONLY AS A MEANS OF REFERENCE TO WORK DESIGNED OR FURNISHED BY U.S. PATENTS PENDING.		APPROVED	
		DATE	
		07/24/97	

ABANAKI CORPORATION
 Copyright, Pat. Offs. #4022 (2/93) 843-2400
 OIL CONCENTRATOR
 OC-200 TUBE MOUNT
 OVERALL DRAWING
 FILE SCALE: D
 DATE: 06/16/97
 SHEET: 1 of 1

Q-VAC™ 100

Complete with Hose and Accessories

2 piece chrome metal handle kit for floor nozzle

Crevice tool for complete coolant sump drainage

Venturi pump in solid aluminum with silencer

90° drum connection w/quick connect hose fitting

6.5' ultra flexible suction hose

Floor attachment with rubber glides

Wet Vacuum Swiftly Cleans Up Industrial Spills AND Removes Coolant from Sumps!

The hard-working Q-VAC™ 100 wet vacuum thoroughly suctions all types of wet industrial spills to maintain safety and removes coolant from machine sumps for optimal equipment operation. It gets the job done quickly, quietly, and virtually maintenance-free, running on compressed air.

Mounts to Your Standard Drum

Easy-to-use and highly reliable, the Q-VAC 100 pumps liquid directly into a standard closed-top drum for convenient storage or recycling. A liquid overflow shutoff valve ensures vacuum automatically turns off when the drum is full.

Ideal for Multiple Applications

- Complete kits available
- Vacuum oil, coolant, and other floor spills
- Empty coolants from sumps
- Remove surface decontaminates from process baths
- Empty tanks and drain pits
- Vacuum containers and vats absolutely dry

More Q-VAC 100 Advantages:

- Minimizes use of absorption materials
- Fits on a standard 55 gal., closed top drum
- Requires no filters
- No moving parts to break or replace
- 30 day money back guarantee



Connect compressed air and go. When drum is full, it can be sent for incineration, storage or recycling.



ABANAKI
CORPORATION
OIL SKIMMER DIVISION
17387 Munn Road • Chagrin Falls, Ohio 44023
Ph: (440) 543-7400 • FAX: (440) 543-7404
800-358-SKIM (7546)
<http://www.abanaki.com>


Q-VAC™ 100

Optional Equipment




Q-VAC 100 Technical Specifications

Air flow @ 87 psi	35 cfm
Compressor PSI (minimum/optimum)	30/87 psi
Sound level	82 dB(A)
Capacity (liquid)	24 GPM
Optimum Compressor	10 HP



Other Oil Skimming Products From Abanaki:



Optional Equipment Shown in Some Views

- OIL GRABBER MODEL 4 For Mid Volume**
Single 4-inch wide belt (10 cm)
Any length belt
Capacity: 20 GPH (75 LPH)
- OIL GRABBER MODEL 8² For Most Applications**
Single 8-inch wide belt (20.3 cm)
Any length belt
Capacity: 40 GPH (151.4 LPH)
- TOTE-IT PORTABLE For Moderate Capacity Applications**
Single belt: 2-inch or 4-inch (5.1 or 10.2 cm)
Belt length: 1' - 6" to 5' - 0" (45.2 to 152.4 cm)
Capacity: 6 GPH - 2" belt (15.1 LPH - 5.1 cm belt)
12 GPH - 4" belt (22.7 LPH - 10.2 cm belt)
- MIGHTY MINI For Small Applications (Parts Washers, CNC Machines, 55 Gal. Drums)**
Single belt: 1-inch or 2-inch (25.4 or 50.8 mm)
Belt length: 6", 12", 18", 24" (153, 305, 458, 610 mm)
Capacity: 1 GPH - 1" belt (3.81 LPH)
2 GPH - 2" belt (5.71 LPH)



ABANAKI CORPORATION
OIL SKIMMER DIVISION
17387 Munn Road • Chagrin Falls, Ohio 44023
Ph: (440) 543-7400 • FAX: (440) 543-7404
800-358-SKIM (7546)
<http://www.abanaki.com>

Q-VAC™ 100

Quick Summary:

The Abanaki Q-VAC 100 Pump is a wet suction unit intended for suction of non-dusting industrial waste and is mounted directly on a standard barrel (bung barrel or ring lock barrel in cold-rolled or stainless steel plate, volume 55, 30 or 16 gallons). It is important that the barrel used is in good condition. To eliminate the risk of the barrel being sucked in by the vacuum created, the barrel must not be damaged in any way.



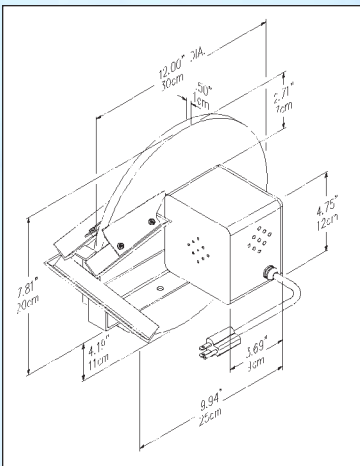
A B A N A K I

MIGHTY DISK™ OIL SKIMMER

Model SDC-12



Model SDS-12



The inexpensive way to remove unwanted tramp oils from coolants and parts washers, but with all the quality that you expect from Abanaki!

Effective. Removes up to 1½ gallons of oil or more of medium weight oil per hour.

Compact. Use it almost anywhere a flat surface is available for mounting.

Portable. Weighs less than 10 pounds, installs in no time, and runs on 110v power.

Complete. Put it to work right out of the box, or add the optional coolant saving decanter for a more efficient skimming system.

Standard Features

- Available in 12" and 18" diameters
- 110v fan cooled motor
- High temperature disk material
- Quality construction

Optional Features

- 24 hour timer
- Coolant saving decanter

Stainless steel disk skimmers for harsh chemical environments!

Introducing a disk skimmer constructed of stainless steel for those applications where carbon steel may fail. Perfect for parts washers or plating tanks!



ABANAKI
CORPORATION
OIL SKIMMER DIVISION

17387 Munn Road • Chagrin Falls, Ohio 44023
Ph: (440) 543-7400 • FAX: (440) 543-7404

E-Mail: info@abanaki.com

800-358-SKIM (7546)

www.abanaki.com

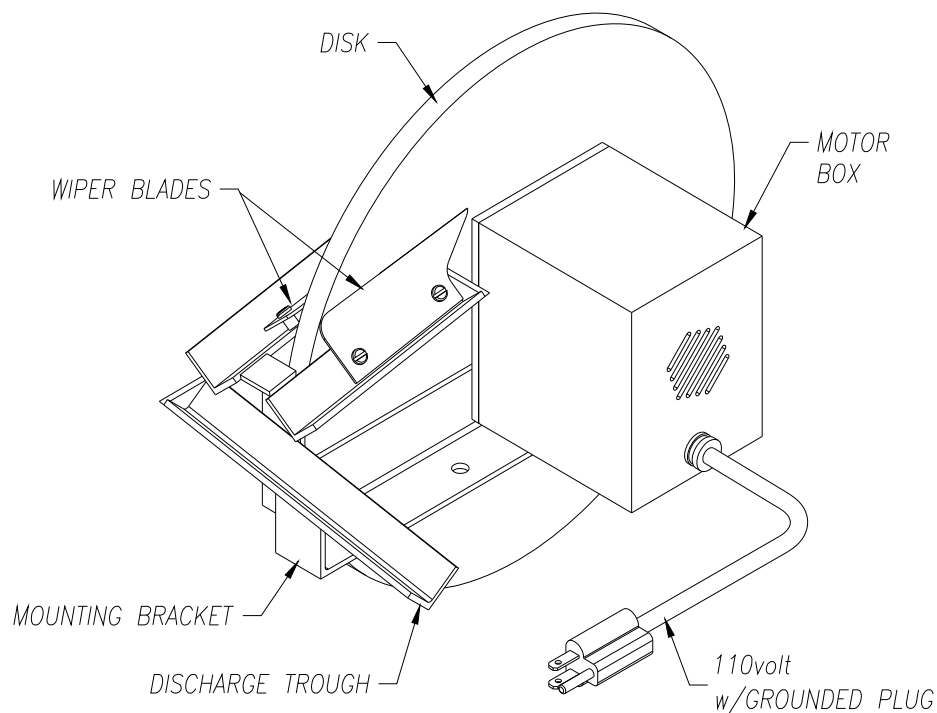
Mighty[®] Disk Skimmer

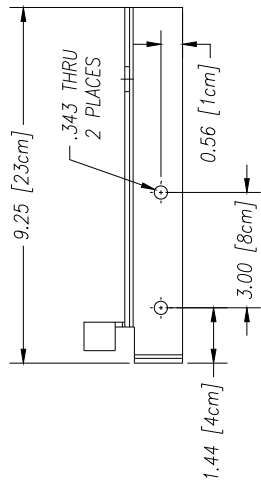
Quick Summary:

The inexpensive way to remove unwanted tramp oils from coolants and parts washers. Use it almost anywhere a flat surface is available for mounting. Weighs less than 10 pounds and installs in no time. Put it to work right out of the box, or add the optional coolant saving decanter for a more efficient skimming system.

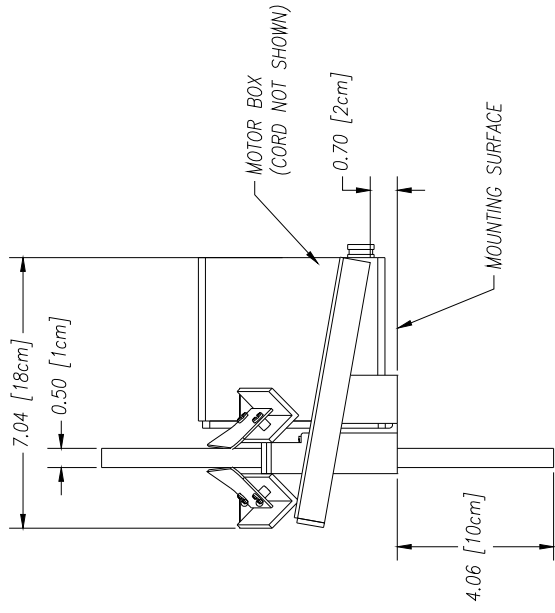
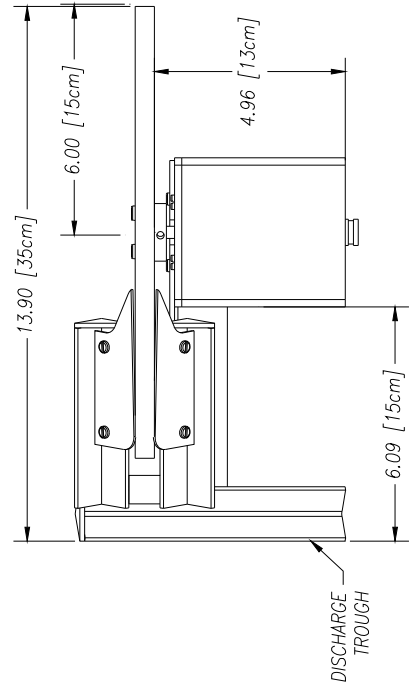
Highlights:

1. Disk available in 12" and 18" diameters.
 2. 110v 60Hz. fan-cooled motor.
 3. High temperature disk material available.
 4. Quality construction.
 5. Available in Stainless Steel with timer.
 6. Removes up to 1-1/2 gallons of medium weight oil per hour.
- Optional coolant saving decanter available.

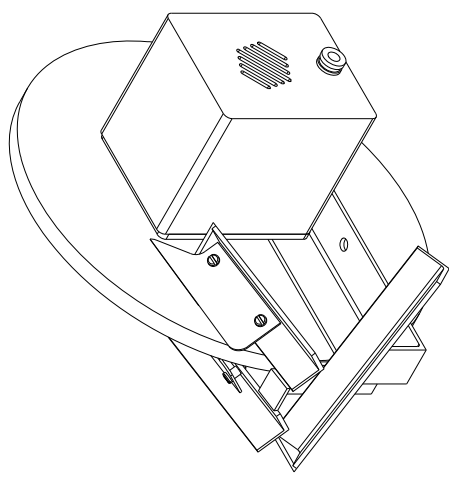
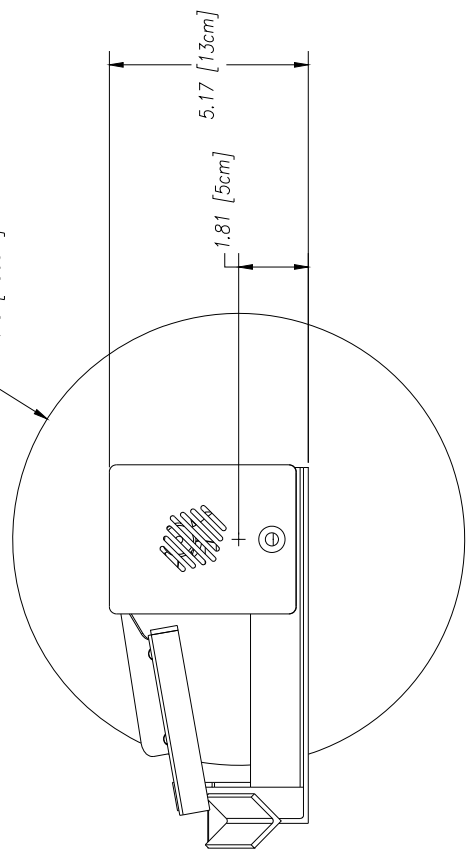




MOUNTING ANGLE



$\phi 11.75$ [ø30cm]



UNLESS OTHERWISE SPECIFIED
DIMENSIONS ARE IN INCHES
TOLERANCES:
FRACTIONS
DECIMALS
XXX ± .05
.XXX ± .010

DO NOT SCALE DRAWING

DESIGNED BY: Ken Fagan

DATE: 01/16/06

REVISED BY: 01/16/06

REV	DESCRIPTION	DATE	APPROVED
1	11.75 IMS 12.00	01/16/06	

THIS PRINT IS THE PROPERTY OF ABANAKI CORPORATION. IT MAY NOT BE REPRODUCED IN ANY MANNER OR SUBMITTED TO ANY OUTSIDE PARTIES FOR EXAMINATION WITHOUT OUR EXPRESSED WRITTEN CONSENT. UNLESS OTHERWISE SPECIFIED AS A MEANS OF REFERENCE TO WORK DESIGNED OR FURNISHED BY US, U.S. PATENTS PENDING.

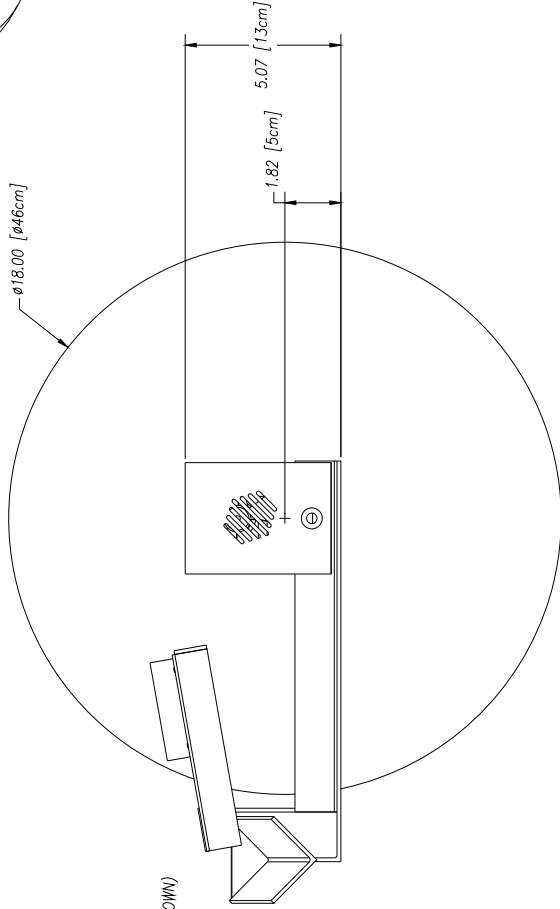
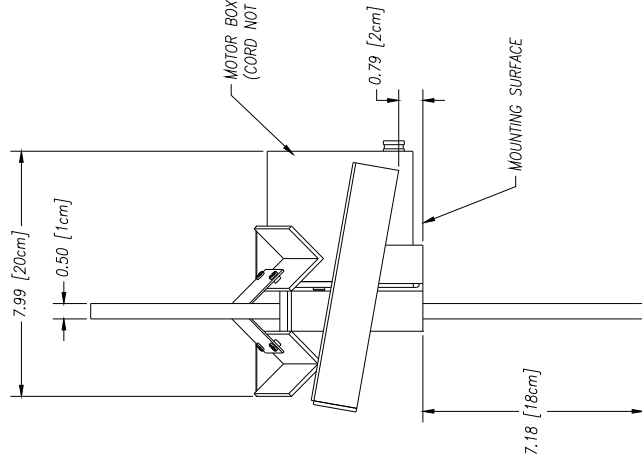
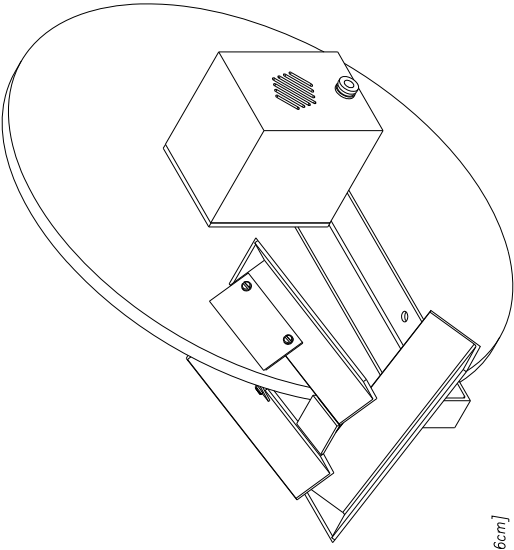
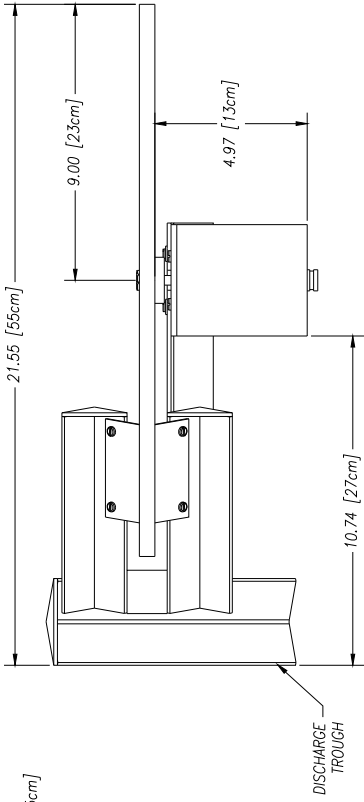
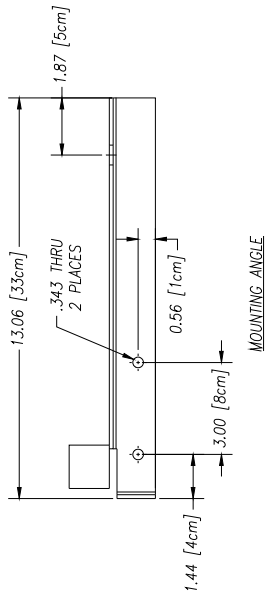
ABANAKI CORPORATION
Chicago, Ill. (312) 462-2700 (400) 842-7200

DISK SKIMMER
12" UNIT

OVERALL DRAWING

DISK12 ASSEMBLY 0202.L2 1

REV 1 OF 1



UNLESS OTHERWISE SPECIFIED
DIMENSIONS ARE IN INCHES
TOLERANCES:
DECIMALS
XX ± .010
XXX ± .010
ANGULAR
± 0.5°
HOLE ± .010


ABANAKI CORPORATION
Chicago, Ill. One 44022 (440) 345-7400
DISK SKIMMER
18" UNIT
OVERALL DRAWING

REV	DESCRIPTION	DATE	APPROVED
1	THIS PRINT IS THE PROPERTY OF ABANAKI CORPORATION. IT MAY NOT BE REPRODUCED IN ANY MANNER OR FOR ANY PURPOSE WITHOUT THE WRITTEN PERMISSION OF ABANAKI CORPORATION. IT SHALL BE USED ONLY AS A MEANS OF REFERENCE TO WORK DESIGNED OR FURNISHED BY U.S. PATENTS PENDING.		

DO NOT SCALE DRAWING
DRAWN BY: Ken Fagon
DATE: 07/22/03
THICK: 0.010

SIZE: D
SCALE: 1:1
REV: 0
DISK18_ASSEMBLY02D_L2
DATE: 07/22/03
SHEET: 1 OF 1

Cool Disk™



Model SDC12

The inexpensive way to remove unwanted tramp oils from coolants and parts washers, but with all the quality that you expect from Abanaki!

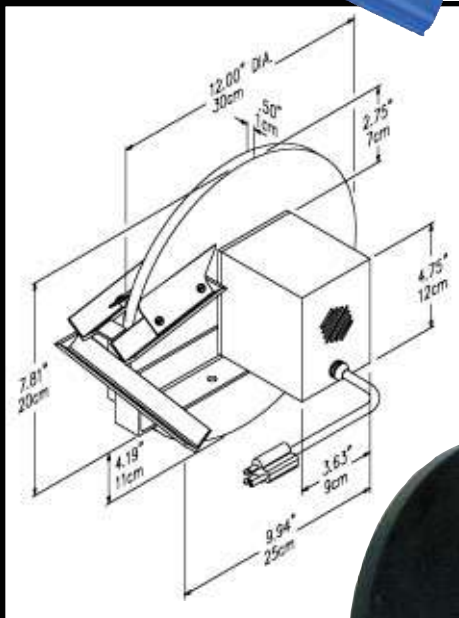
Long-Lasting. Engineered polymer construction insures a long, corrosion free life.

Effective. Removes up to 1½ gallons per hour of medium weight oil.

Compact. Use it almost anywhere a flat surface is available for mounting.

Portable. Weighs less than 10 pounds, installs in no time, and runs on 110v power (other voltages available).

Complete. Put it to work right out of the box. Just plug it in and skim!



Go With
The Pro!

Skimmerman™

Model SDC12-SST



Standard Features

- Available in 12" diameter
- 110v continuous duty fan cooled motor
- High temperature disk material (up to 160°)
- Capped troughs prevent oil drips
- Textured boomerang blades wipe more oil off disk and prevent sloppy drips
- Motor shaft is sealed to prevent premature motor wear from oil contamination
- Motor housing is vented for longer motor life

Stainless steel disk skimmers for harsh chemical environments!

Introducing a disk skimmer constructed of stainless steel for those applications where carbon steel or polymer housing may fail. Includes an integrated 24 hour timer with unlimited 15 minute increment settings. Perfect for parts washers or plating tanks!

ABANAKI



ABANAKI
CORPORATION
OIL SKIMMER DIVISION
17387 Munn Road • Chagrin Falls, Ohio 44023
Ph: (440) 543-7400 • FAX: (440) 543-7404
800-358-SKIM (7546)
<http://www.abanaki.com>

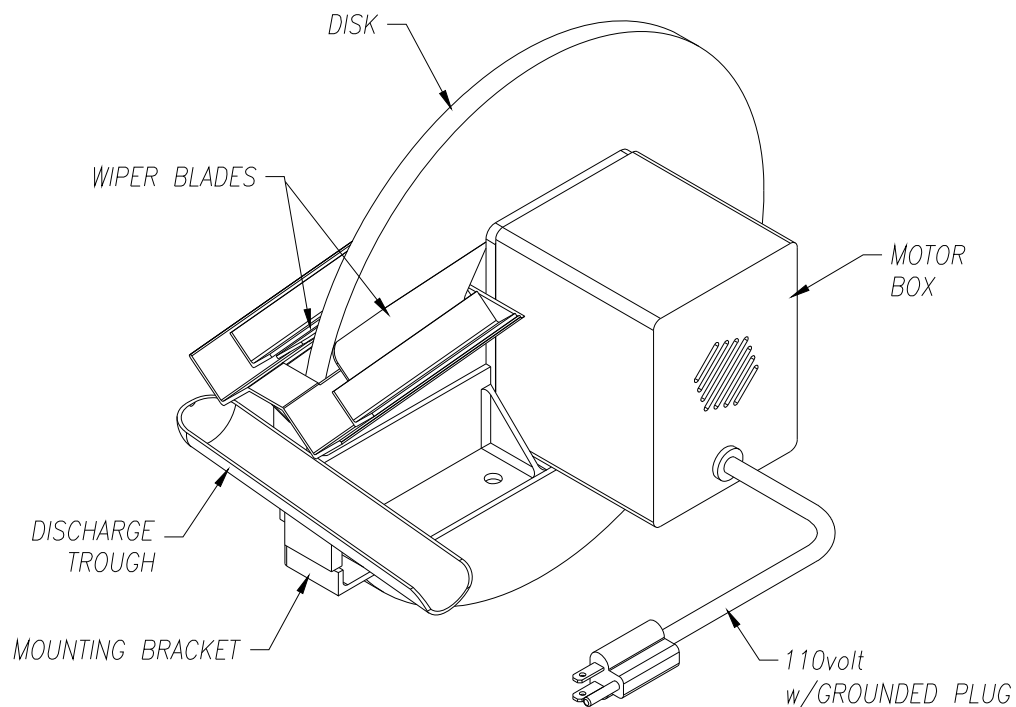
Cool Disk Skimmer

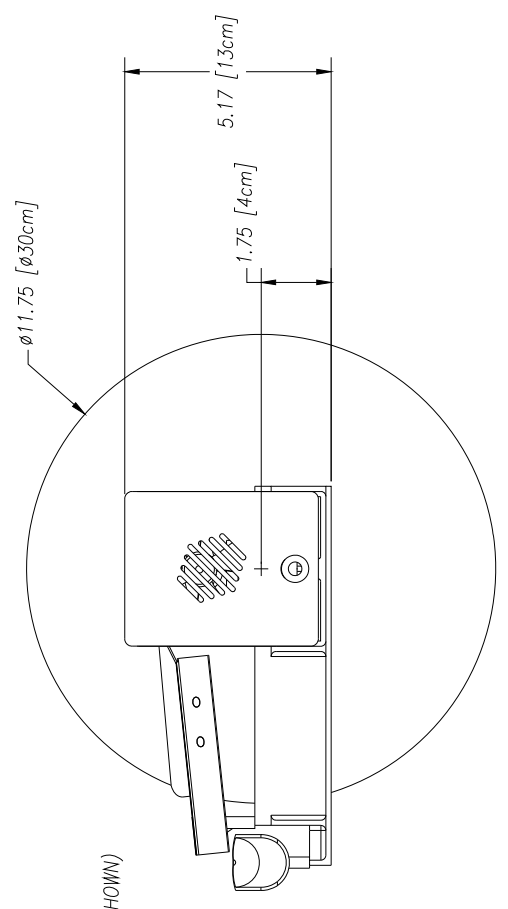
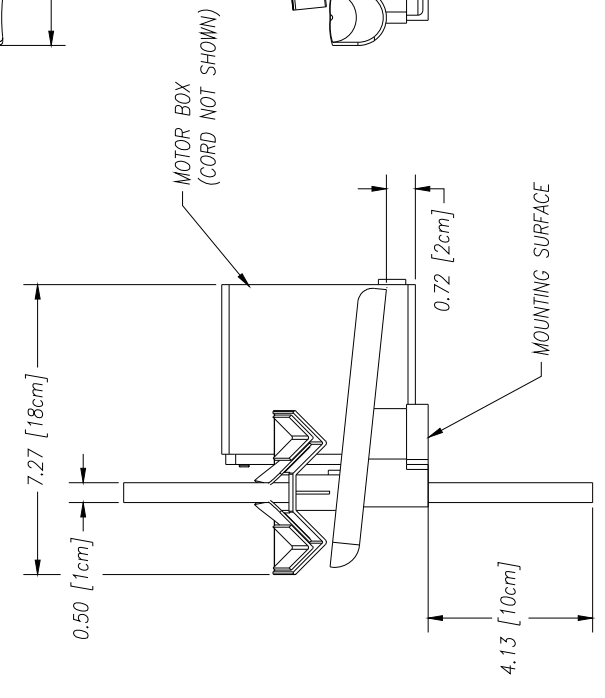
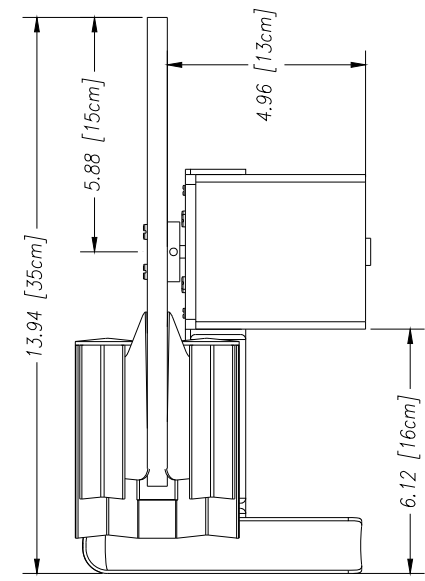
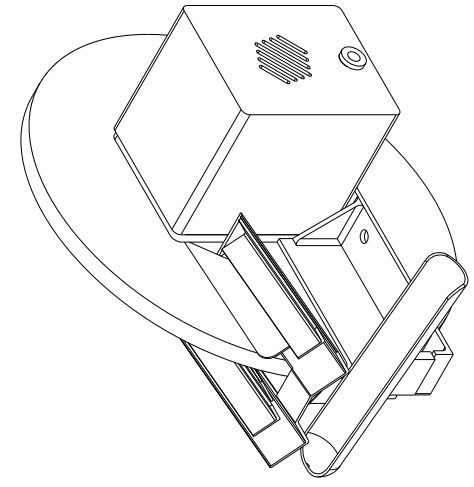
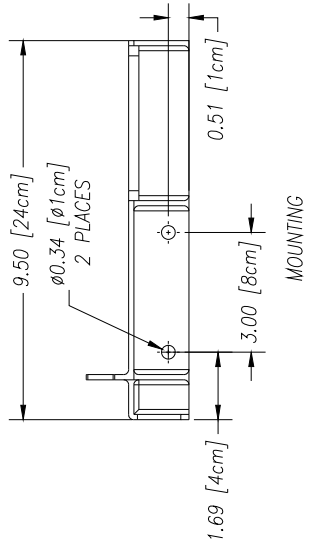
Quick Summary:

The inexpensive way to remove unwanted tramp oils from coolants and parts washers. New, sturdy, all plastic construction. Use it almost anywhere a flat surface is available for mounting. Weighs less than 9 pounds and installs in no time. Put it to work right out of the box.

Highlights:

1. Disk available in 12" and 18" diameters.
2. 110v 60Hz. fan-cooled motor.
3. High temperature disk material available.
4. Quality all plastic construction.
5. Removes up to 1-1/2 gallons of medium weight oil per hour.

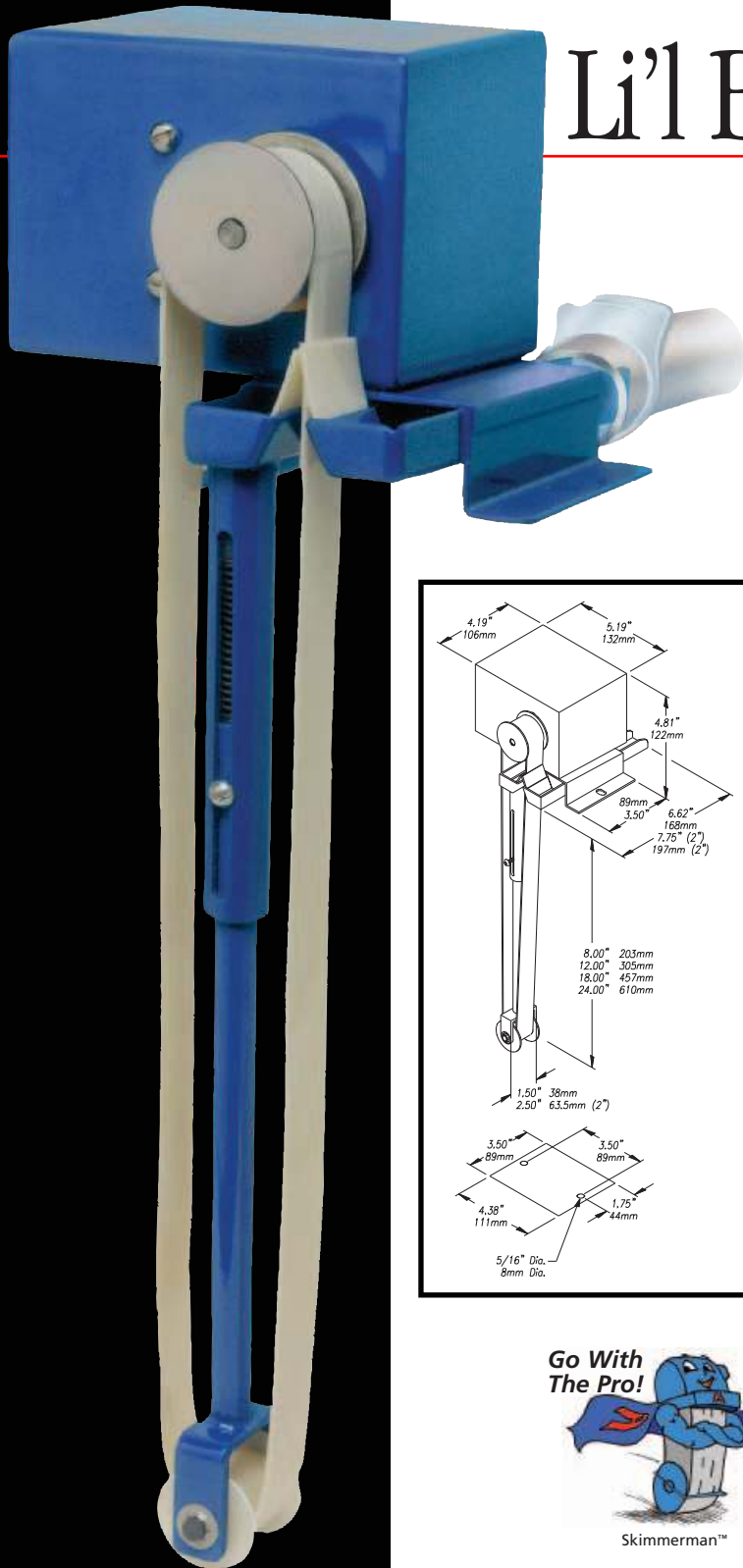




UNLESS OTHERWISE SPECIFIED DIMENSIONS ARE IN INCHES		ABANAKI CORPORATION Chicago, Ill., 60632 (408) 542-2000	
TOLERANCES: DECIMALS ± .03 FRACTIONS ± .010		DISK SKIMMER (PLASTIC) 12" UNIT	
SIZE	SCALE	DWG. NO.	REV.
D	—	—	—
DO NOT SCALE DRAWING			DISK12P_ASSEMBLY01-L4 0
DRAWN BY: Ken Fogdon			REV. 03/13/06
DATE: 03/13/06			SHEET 1 OF 1

REV.	DESCRIPTION	DATE	APPROVED
	THIS PRINT IS THE PROPERTY OF ABANAKI CORPORATION. IT MAY NOT BE REPRODUCED IN ANY MANNER OR REPRODUCED BY ANY OTHER PARTY FOR EXAMINATION WITHOUT OUR EXPRESS WRITTEN CONSENT. IF THIS PRINT IS USED FOR ANY OTHER PURPOSE, IT IS A VIOLATION OF FEDERAL AND STATE PATENT LAWS AND U.S. PATENTS PENDING.		

Li'l Blue Skimmer™



The economical solution to remove unwanted oil in coolants & parts washers!

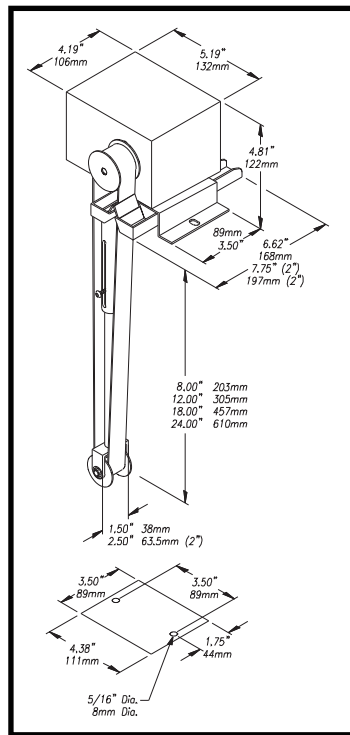
Effective. Removes one (1" wide belt) gallon or more of medium weight oil per hour. Compact. Use it almost anywhere...even through a 2" dia. bunghole in a drum.

Portable. Use it here today, there tomorrow. Weights only 6 pounds, installs in seconds and runs on 110 v. power.

Complete. Put it to work right out of the box, or add the optional, easy-to-install decanter and brackets for an even more efficient system.

Durable. Constructed of tough engineered polymer and includes long life fan-cooled motor.

30-day Money Back Guarantee. Every Abanaki skimmer is backed as well as it's built. We do it right or you don't pay!



Li'l Blue Skimmer

- Fan-cooled motor
- 1" oleophilic belts or specially-engineered plastic belts
- Both sides of belt are wiped for better efficiency
- Engineered polymer base and housing
- Spring-loaded stabilizer bar
- 3-foot clear discharge hose and clamp
- 8-foot grounded power cord w/plug
- Stainless steel units available

Belt 1" (25.4mm)

Capacity 1gph (3.8lph)

Models Available (Depth is measured from the bottom of the mounting base to the bottom of the tail pulley)

Model MM 50-08 8" (203mm)

Model MM 50-12 12" (305mm)

Model MM 50-18 18" (457mm)

Model MM 50-24 24" (610mm)

Standard Li'l Blue skimmers require 110v., 60-cycle electrical power. Models for 220v., 50-cycle are available.

ABANAKI

OIL SKIMMERS

USA: 17387 Munn Road • Chagrin Falls, Ohio 44023
800-358-SKIM (7546) • (440) 543-7400 • FAX: (440) 543-7404

UK: Unit 13 • Avondale Business Centre • Woodland Way • Bristol BS15 1AW
0117 9616679 • FAX: 0117 9616687

www.abanaki.com

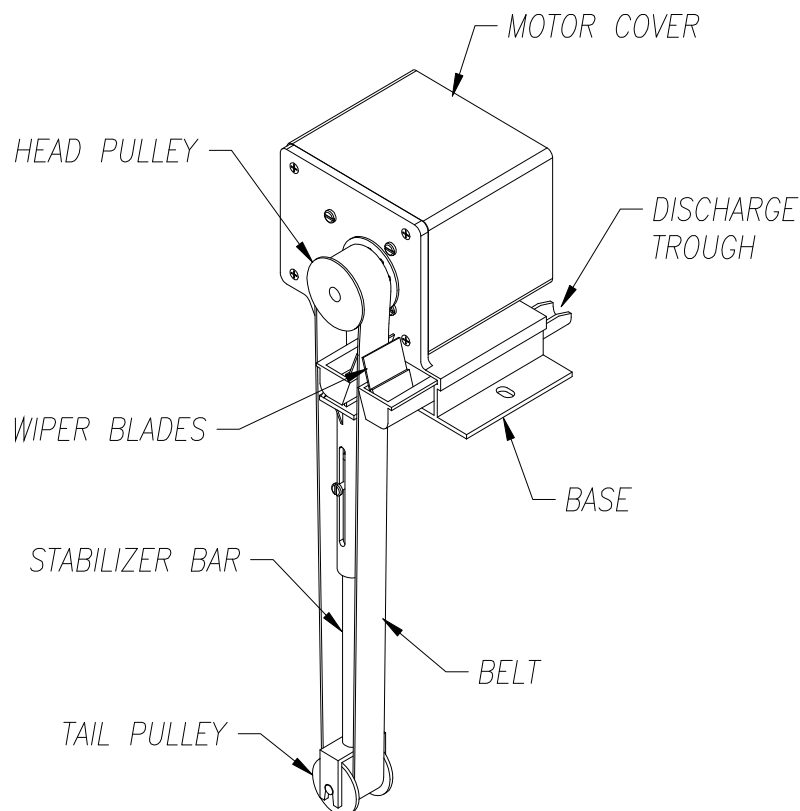
Li'l Blue Skimmer

Quick Summary:

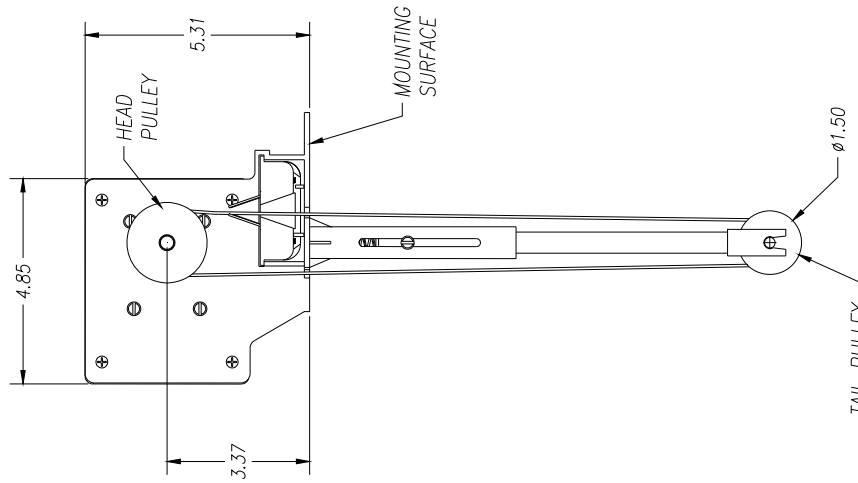
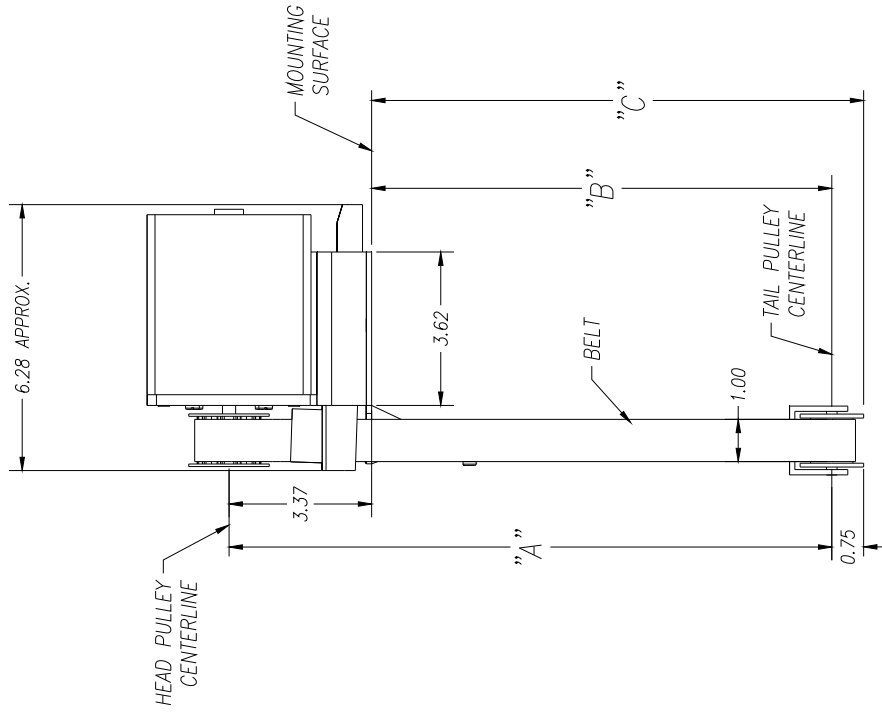
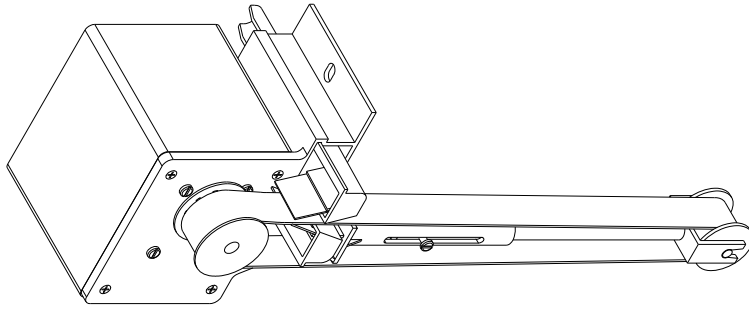
The economical solution to remove unwanted oil in coolants and parts washers. New, sturdy, polymer construction. Use it here today, there tomorrow. Weighs only 6 pounds and installs in seconds.

Highlights:

1. Fan-cooled motor.
2. 1" oleophilic belts or specially-engineered plastic belts.
3. Both sides of belt are wiped for better efficiency.
4. Engineered polymer base and housing.
5. Spring-loaded stabilizer bar
6. Weighs only 6 pounds.



ABANAKI



BELT LENGTH	"A"	"B"	"C"
8"	10.25	6.88	7.63
12"	14.25	10.88	11.63
18"	20.25	16.88	17.63
24"	26.25	22.88	23.63

UNLESS OTHERWISE SPECIFIED
DIMENSIONS ARE IN INCHES
TOLERANCES:
DECIMALS .XX ± .05
ANGULAR ± 0.5°
XX ± .010
DO NOT SCALE DRAWING
DRAWN BY: Ken Fagan
DATE: 09/17/09

ABANAKI CORPORATION
Oregon, USA, 97030-4023 (402) 843-7600
LIL' BLUE OIL SKIMMER
BELT LENGTH
LAYOUT DRAWING
REV: 0
SCALE: 1:1
MMP1-BELTDM
DATE: 09/17/09 SHEET 1 OF 1

REV	DESCRIPTION	DATE	APPROVED
0	THIS PRINT IS THE PROPERTY OF ABANAKI CORPORATION. IT MAY NOT BE REPRODUCED IN ANY MANNER OR SUBMITTED TO ANY OUTSIDE PARTIES FOR EXAMINATION WITHOUT OUR EXPRESSED WRITTEN CONSENT. IT SHALL BE USED ONLY AS A MEANS OF REFERENCE TO WORK DESIGNED OR FURNISHED BY U.S. PATENTS PENDING.		

ABANAKI

The *Oil Viper* Tube Skimmer

The Abanaki *Oil Viper* tube skimmer effectively removes floating surface oils by means of a oleophilic (oil attracting) 3/4 inch diameter continuous looped tube. The tube extends out over the surface of the tank or pit and collects the free floating oils.

The *Oil Viper's* specially designed wiper mechanism uses an o-ring wiper attached to the tube along with an additional ceramic wiper on the skimmer to remove the collected oil from the tube. The result is a virtually oil free tube as it returns to the water for quicker oil removal. Removal rates can be as high as 100 gallons per hour.

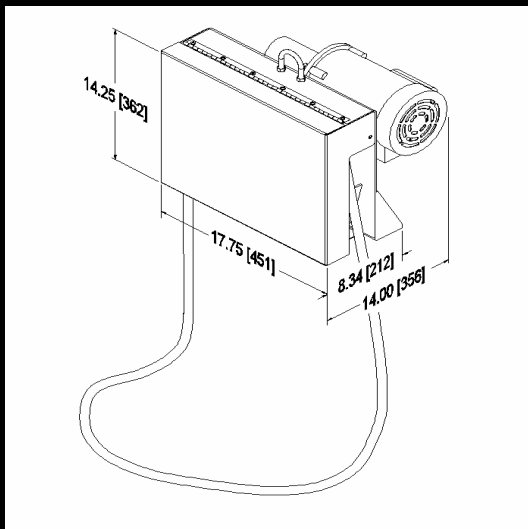
The unit is powered by a fractional horse power TEFC in any voltage configuration. Explosion proof and wash down duty motors are available. An automatic shutoff switch turns the skimmer off when the cover is in the open position for safe and easy maintenance. The tube is available in lengths up to one hundred feet. Predrilled mounting holes in the bottom of the unit for easy mounting to any flat surface.

The *Oil Viper* is designed to remove all types of oil, making it perfect for use in any industrial or food processing industry where free floating oil is present.



Key Features:

- Compact design fits almost any tank or pit.
- Explosion proof and wash down duty motors available.
- Tubes with up to 100 foot reach.
- Safety shut off switch for safe maintenance.
- Simple and effective drive design for lasting performance.
- Unique wiping system for more effective oil removal.
- Weighs 74 pounds.
- Units with removal rates of up to 100 gph.



ABANAKI
CORPORATION
17387 Munn Road
Chagrin Falls, OH 44023
Phone: (440) 543-7400
Fax: (440) 543-7404
1-800-358-SKIM (7546)
www.abanaki.com

ABANAKI

Oil skimming makes use of the differences in specific gravity between oil and water. These physical characteristics allow the tube to attract oil and other hydrocarbon liquids from the surface of the fluid. The *Oil Viper* can be used in tanks with depths as shallow as a few inches, or reach as far as 100 feet.

Where To Use The *Oil Viper*

The *Oil Viper* is a compact, versatile Abanaki skimmer. Its size and removal capacity make it suitable for most applications. From a mere shimmer on top of water to a heavy oil slick, the *Oil Viper* performs efficiently, removing up to 100 gallons of oil per hour.


Typical Applications

- Wastewater sumps
- Coolant systems
- Food processing plants
- Parking lots, garages and service facilities
- Outdoor ponds, lakes and basins
- Underground tanks
- Ships bilges
- Aircraft service areas and tarmac runoff
- Truck, locomotive and other mobile equipment washing facilities
- Steel Manufacturing Plants

Rugged Construction for Harsh Conditions

The *Oil Viper* is designed to last for many years. With the proper configuration it can handle liquid temperatures up to 212°F, and the pH of the fluid can range from 3 to 13.

The skimmer drive includes an oil filled gear reducer with bronze gears and ball bearings. The motor, gear reducer, and powder coated finish of the weldments give the *Oil Viper* exceptionally long life, even under the harshest conditions.



Key Features of the *Oil Viper*:

- Requires only a small area in the tank or sump
- Easy mounting
- High temperature capability
- Chip resistant powder finish
- Carbon Steel or Stainless Steel Construction
- Custom designs and turnkey systems available
- Fast cleaning with minimal maintenance

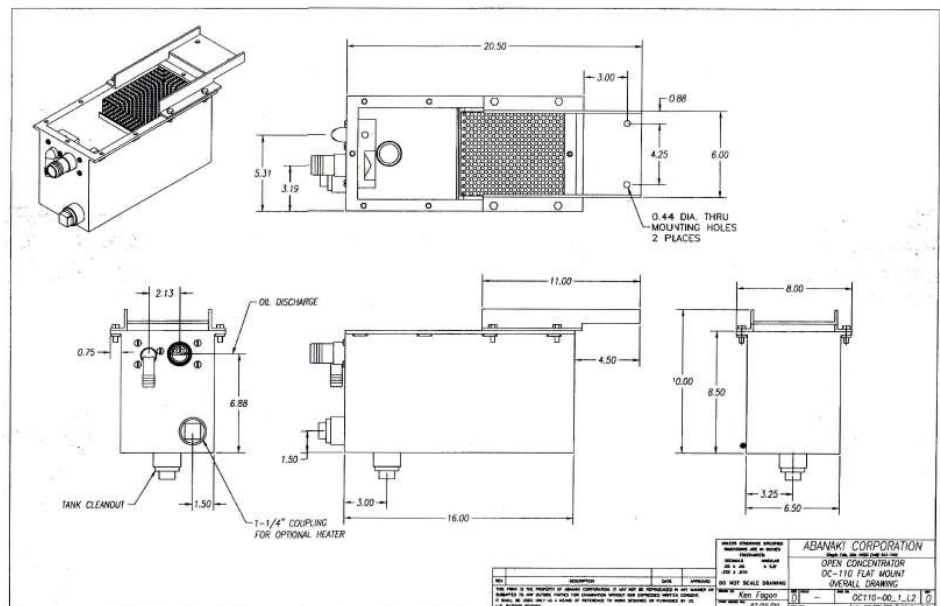



TubeTastic! Series Oil Viper

Abanaki's Oil Concentrators®

The Oil Concentrator® is an option available on almost all ABANAKI oil skimmers. Under most operating conditions ABANAKI oil skimmers will pick up oil with less than 5% water. But as surface oil is reduced to a thin layer (1/16 to 1/8 inch thick), more water or coolant may also be picked up along with the oil. When used in tandem with the oil skimmer, an Oil Concentrator will solve this problem, and provides virtually complete oil/water separation, saving money and improving the efficiency of the skimmer.

Based on the principle of gravity separation, the Oil Concentrator uses no electricity, timers, sensors, pumps, or other moving parts. The Oil Concentrator sits behind the skimmer and receives its discharged oil. The unit comes complete with a mounting bracket, removable sludge screen and a drain plug to ease clean up. For higher viscosity oils or low temperature applications, a thermostatically controlled heater is available as an option.



TubeTastic! Series

Oil Viper Tube Skimmer

Abanaki has thousands of skimmers installed worldwide at leading companies such as...

American Cyanamid	Kaiser Aluminum
Armstrong World Industries	Lockheed
Bethlehem Steel	Mazak
Boeing	Monroe Auto Equipment
British Steel	New York Power Authority
Bureau of Reclamation	Nissan Motor
Caterpillar	Norfolk Southern Railroad
Chevron	Nucor-Yamato Steel
Corning	Outboard Marine
Dow Chemical	TRW
Eaton	Union Pacific Railroad
Flying J	United Airlines
Ford Motor	USS Great Lakes Fleet
General Electric	Volvo AB
Henry Filters	Wartsila Diesel
Honda	Westinghouse Electric
John Deere	

Other Oil Skimming Products From Abanaki

Model 4[®]

For Most Applications
Single 8-inch wide belt (20.3 cm)
Any length belt
Capacity: 40 GPH (151.4 LPH)

Model MB[®]


For High Volume
Two to five 8-inch belts (20.3 cm)
Any length belts
Capacity: to 200 GPH (757.1 LPH)

Tote-It[®] Portable

Portable for Moderate Capacity Applications
Single belt: 2-inch or 4-inch (5.1 or 10.2 cm)
Belt length: 1' - 6" to 5'-0" (45.2 to 152.4 cm)
Capacity: 6 GPH - 2" belt (15.1 LPH - 5.1 cm belt)
12 GPH - 4" belt (22.7 LPH - 10.2 cm belt)

Mighty Mini[®]

Small Applications (Parts Washers, CNC Machines, 55 Gal. Drums)
Single belt: 1-inch or 2-inch (25.4 or 50.8 mm)
Belt length: 6", 12", 18", 24" (153, 305, 458, 610 mm)
Capacity: 1 GPH - 1" belt (3.81 LPH)
2 GPH - 2" belt (5.71 LPH)



Specifications:

Oil Removal Rate Up to 100 gph (378 lph).
Rate is based on 30 weight oil in water at ambient temperature.

Motor Fractional hp, TEFC, gear motor operating on either 115/230VAC, single phase, 60Hz or 230/460VAC, three phase, 60Hz.
Optional: 50Hz power source; explosion proof; drip proof; pneumatic; and WD duty.

Tube Dia. 3/4" O.D. (2 cm)

Tube Length Up to 100 (30 m) foot reach.

Tube Material Standard synthetic material for wastewater applications not involving high temperature or chemical applications.
Rough service synthetic material for higher temperature and chemical applications.

Wiper Nitrile & ceramic wiping system completely removes the oil collected on the tube.

Mounting Method Standard flat mount using an eight bolt hole pattern with oil discharge through a 4" n.p.t. (10 cm) pipe fitting.

Weight Drive assembly and housing with motor, without collector tube: 74 lbs. (34 kg)
Collector tube weight determined by its length.

Options 4 ft. (1.2 m) vertical mounting stand.

304 stainless steel construction.

Float switch with signal light (fits 3/4" drum bung) to prevent discharge drum overflow.

Timer and electrical controls.

Wiper Rings	Temperature of Liquid	pH 3-5 (acidic)	pH 6-8 (neutral)	pH 9-14 (alkaline)
	33F-175F (.05°C-80°C)	CRV	CRV Nitrile	CRV Nitrile
	175F-212F (80°C-100°C)	CRV	CRV	CRV
Tubes	Temperature of Liquid	pH 3-5 (acidic)	pH 6-8 (neutral)	pH 9-14 (alkaline)
	33F-175F (.05°C-80°C)	Super Poly	Poly	Super Poly
	175F-212F (80°C-100°C)	Super Poly	Super Poly	Super Poly

ABANAKI

OIL SKIMMERS

USA: 17387 Munn Road, Chagrin Falls, Ohio 44023

800-358-SKIM (7546) (440)543-7400 FAX: (440)543-7404

UK: Unit 13 Avondale Business Center Woodland Way Bristol BS15 1AW
0117 9616679 FAX: 0117 9616687

www.abanaki.com

Oil Viper Tube Skimmer

Quick Summary:

Removes floating surface oils in industrial or food processing use.

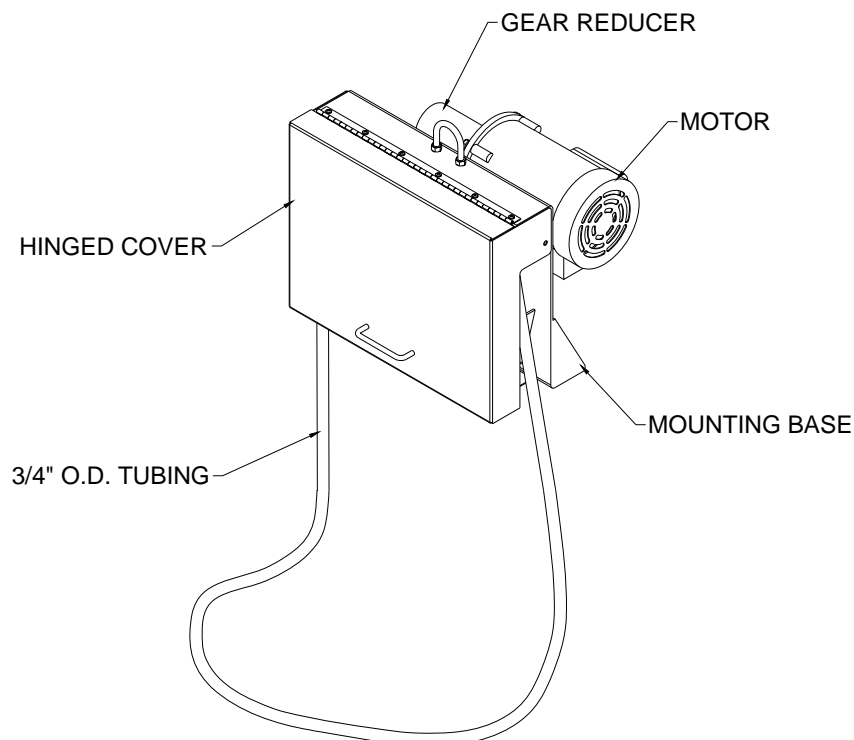
Effectively removes floating surface oils by means of a oleophilic (oil attracting) 3/4 inch diameter continuous looped tube. The tube extends out over the surface of the tank or pit and collects the free floating oils.

The Oil Viper has a specially designed method for removing the oil from the tube. It has a unique wiper combination attached to the tube itself in addition to the ceramic wiper on the skimmer.

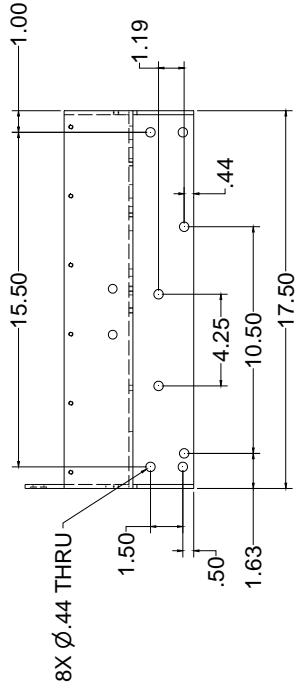
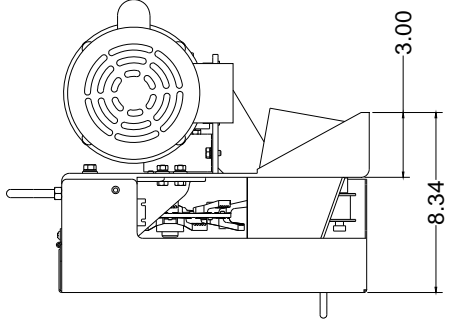
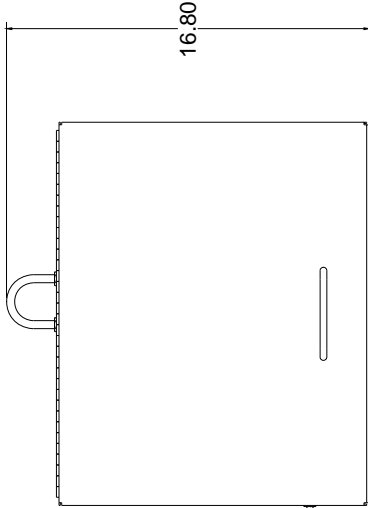
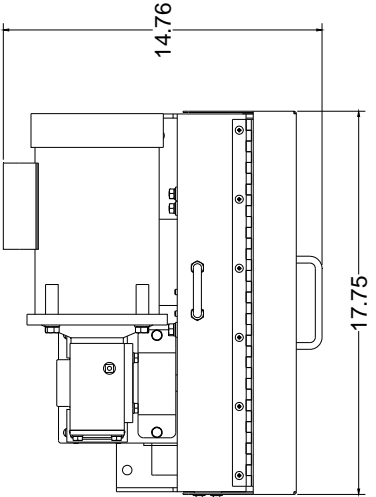
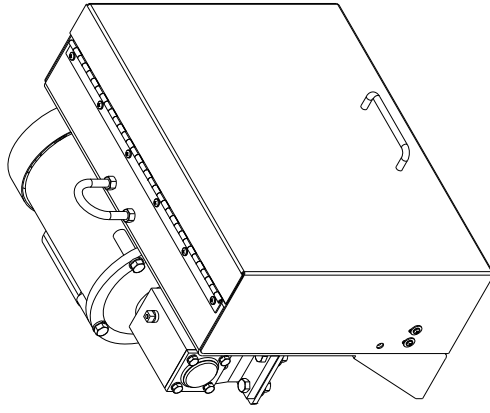
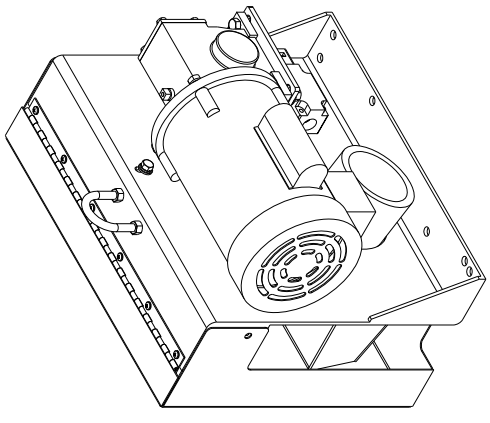
The result is a virtually oil free tube as it leaves the skimmer for quicker oil removal. Removal rates can be as high as one hundred gallons per hour.

Highlights:

1. Compact design fits almost any tank or pit.
2. Explosion Proof motors available.
3. Tubes with up to 100 ft. reach.
4. Safety shutoff switch for safe maintenance.
5. Simple and effective drive design for lasting performance.
6. Unique wiping system for more effective oil removal.



ABANAKI

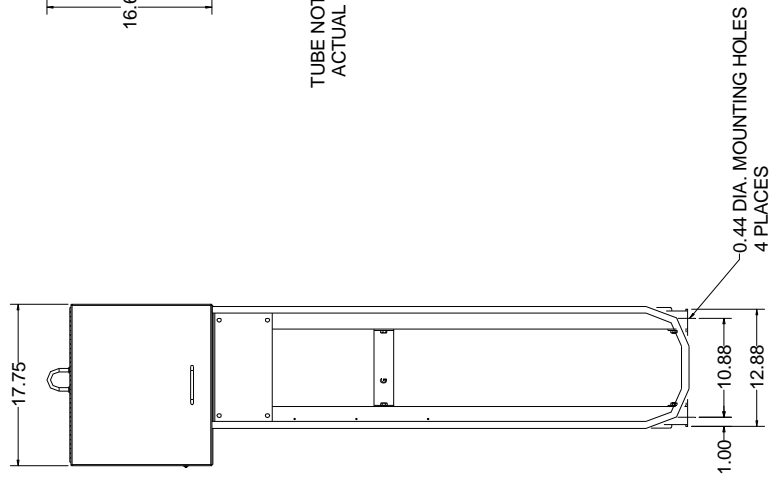
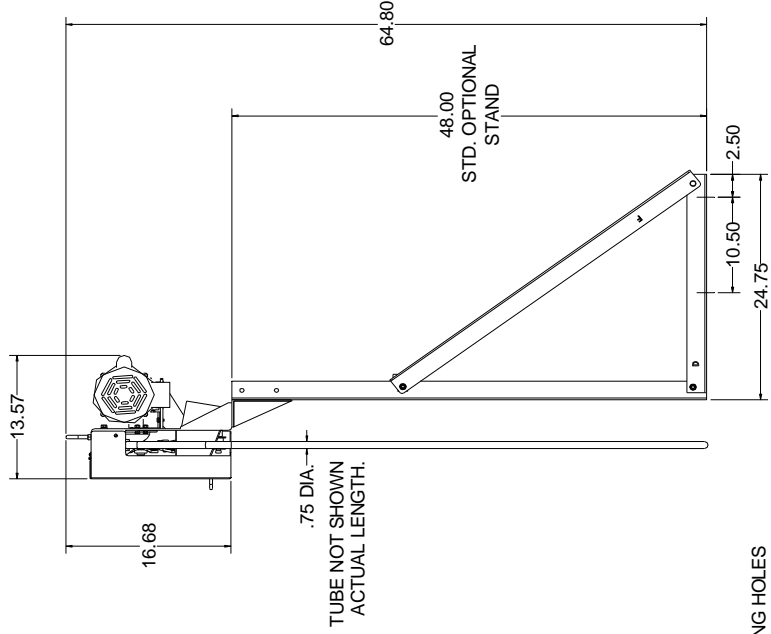
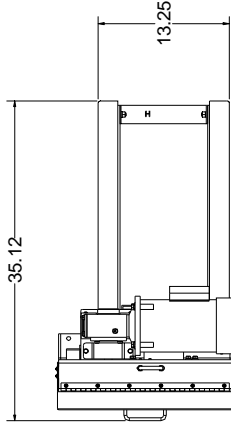
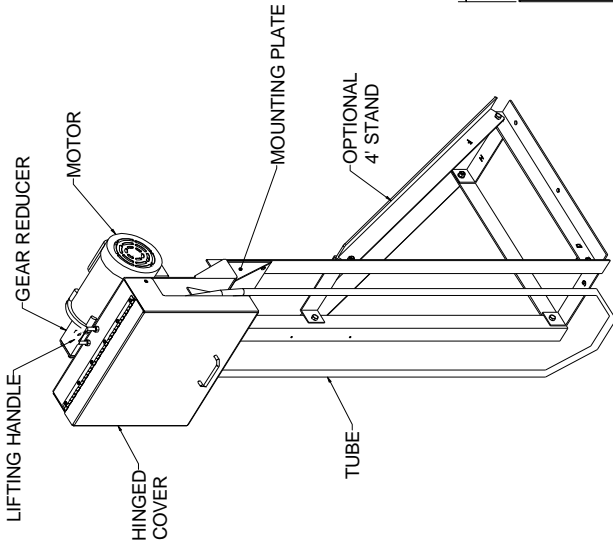


MOUNTING HOLES

3/4" O.D. TUBE NOT SHOWN

DRAWN 3/29/2010	3/29/2010	ABANAKI CORPORATION 17387 Main Rd., Chagrin Falls, Ohio 44023 (440) 543-7400
CHECKED		TITLE Oil Viper Tube Skimmer Overall Drawing
UNLESS OTHERWISE SPECIFIED DIMENSIONS ARE IN INCHES		
TOLERANCES: DECIMALS: .XX ± .01 ANGULAR: ± 0.5°		
DO NOT SCALE DRAWING		
SIZE	DWG NO	REV
ViperTube-Assy-Main		0
SCALE	SHEET	OF
	1	2

ABANAKI



DRAWN K Fagan	3/31/2010	ABANAKI CORPORATION 17387 Mann Rd. Oregon Falls, Ohio 44023 (440) 543-7400
CHECKED		TITLE Oil Viper Tube Skimmer Mounted on Optional 4' High Stand Overall Drawing
UNITS: DIMENSIONS AND FINISHES DIMENSIONS ARE IN INCHES TOLERANCES: ANGULAR DECIMALS .015 FRACTIONS 1/32 SURF. FIN. XXX.010 DO NOT SCALE DRAWING		DWG NO Viper-Tube-Assy-Stand01 SCALE REV 0 SHEET 1 OF 1